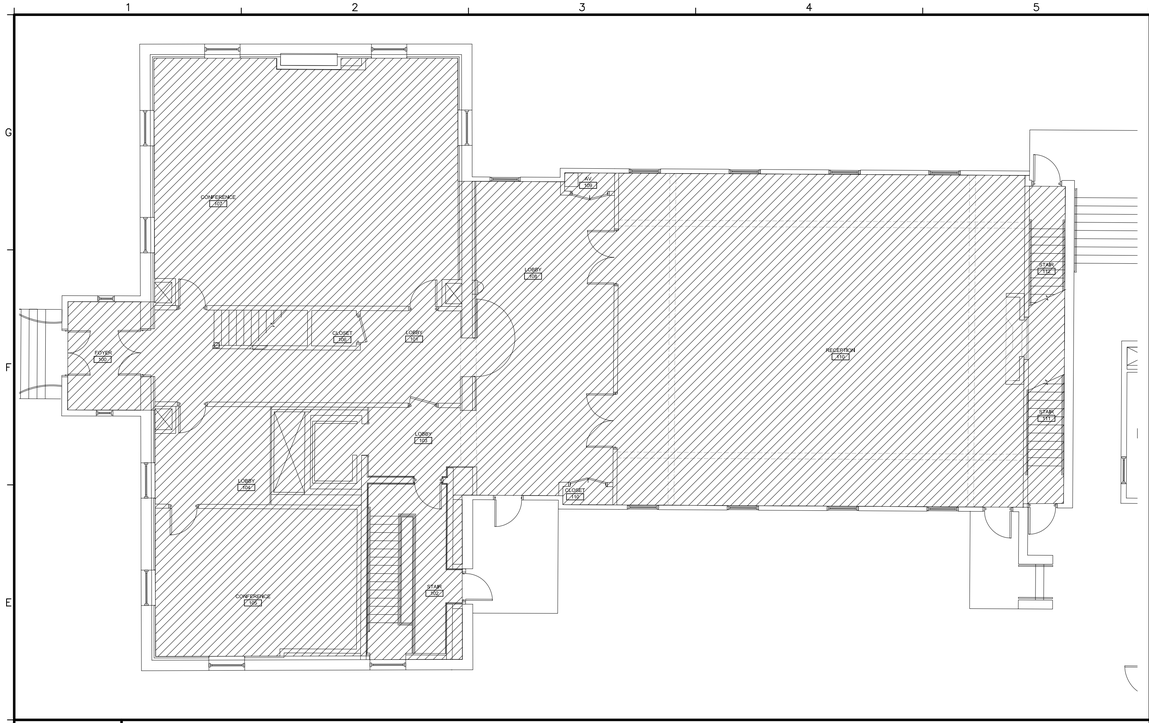

E1	FIRE PROTECTION PLAN ~ FIRST FLOOR
1/8" = 1'-0"	

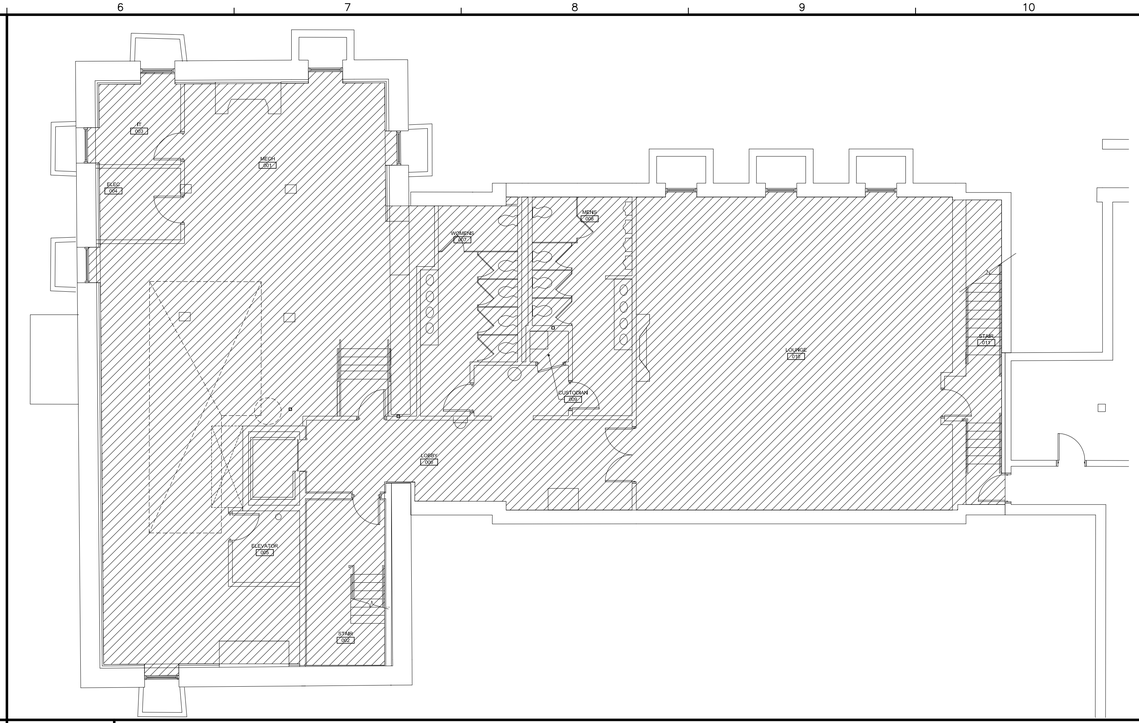

E6	FIRE PROTECTION PLAN ~ LOWER LEVEL
1/8" = 1'-0"	

FIRE PROTECTION LEGEND

ZONE 1 ~ WET SYSTEM COVERED AREAS

ZONE 2 ~ DRY SYSTEM COVERED AREAS

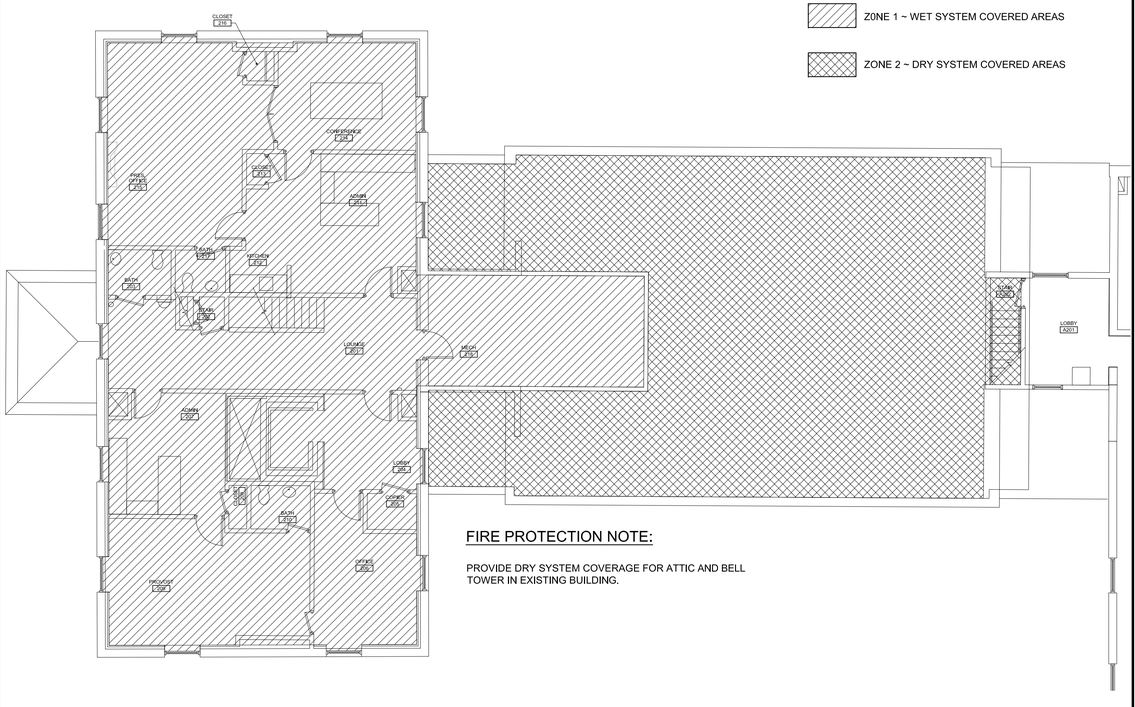

FIRE PROTECTION NOTE:

PROVIDE DRY SYSTEM COVERAGE FOR ATTIC AND BELL TOWER IN EXISTING BUILDING.

A1	FIRE PROTECTION PLAN ~ SECOND FLOOR
1/8" = 1'-0"	

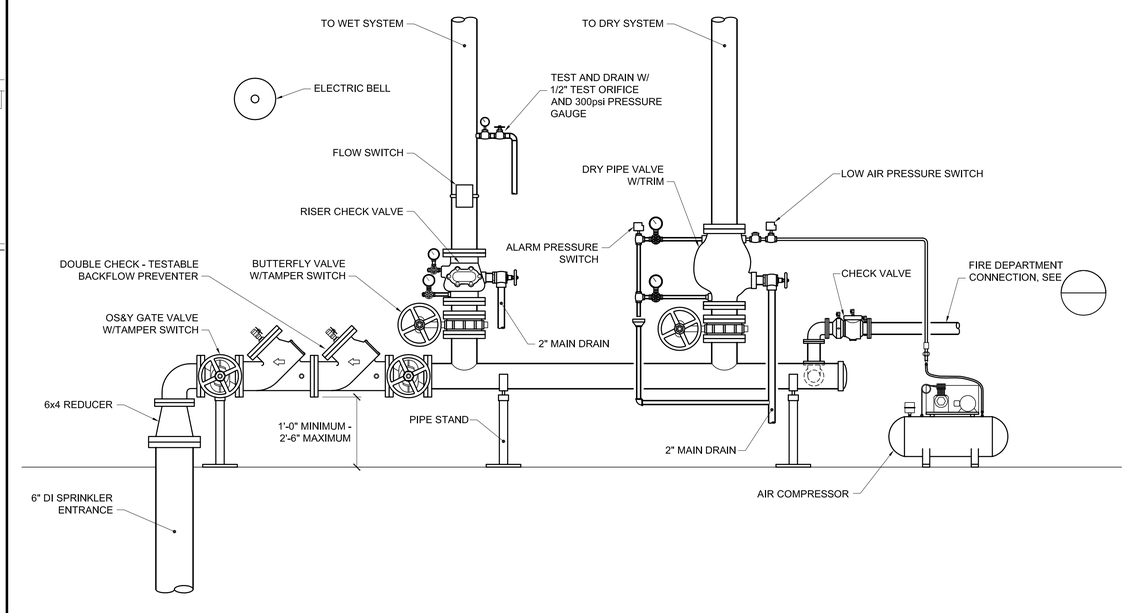

A8	DETAIL ~ SPRINKLER RISER PIPING
NOT TO SCALE	

65 NEWBURY STREET
PORTLAND, ME 04101
207.761.9000
info@portcityarch.com
WWW.PORTCITYARCH.COM

Allied Engineering
Structural Mechanical Electrical Commissioning

160 Veranda Street
Portland, Maine 04103
T: 207.221.2260
F: 207.221.2266
Web: www.allied-eng.com

ALLIED PROJECT No: 14088

Graphic Scale: 1" 1/2" 0 1"

STATE OF MAINE
IAN A. MACDONALD
No. 6990
LICENSED
PROFESSIONAL ENGINEER

REVISIONS

No.	Description	Date

PERMIT SET

UNIVERSITY OF NEW ENGLAND
PORTLAND, MAINE

ALUMNI HALL RENOVATION

FIRE PROTECTION PLANS AND DETAIL

Project Number	14525
Date	May 1, 2015
Drawn by	REW
Checked by	HAG

F1

Scale AS NOTED

N:\Projects\2014\14088 ~ UNE ~ Alumni Hall\00 Drawing Files\14088M.dwg Apr 30, 2015 ~ 3:30pm