

R O O M F I N I S H S C H E D U L E

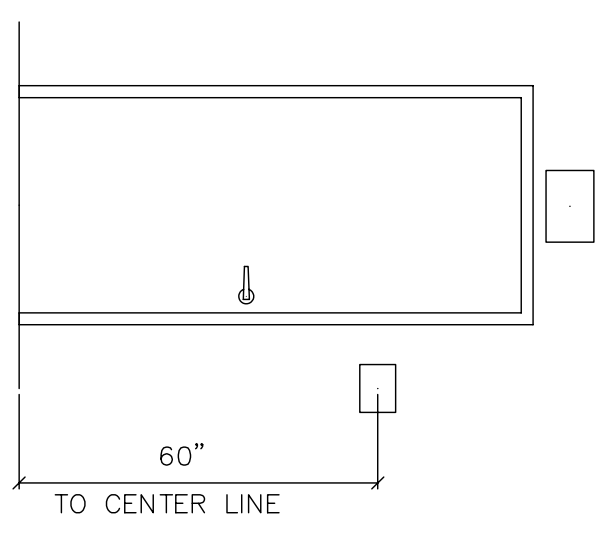
ROOM	FLOOR	WALLS (SEE NOTE 1)	CEILING (SEE NOTE 2)	REMARKS
PHYSICAL THERAPY				
01	EXISTING OFFICE	CARPET	TBD **	NEW GYP. CEILING MIN. 7'-6" CLEAR
02	EXISTING OFFICE	CARPET	TBD	
03	NEW OFFICE	CARPET	1/2" GYP.	
03C	CLOSET @ ROOM 03	CARPET	T-S-P *	
04	NEW OFFICE	CARPET	TBD **	
04C	CLOSET @ ROOM 04	CARPET	1/2" GYP.	
05	REST AREA	CARPET	T-S-P *	
06	CLOSET	CARPET	TBD	
07	EVALUATION ROOM	CARPET	1/2" GYP.	
08	H.C. BATHROOM	VCT	5/8" WRB	
09	RECEPTION AREA	VCT & CARPET	TILE/GYP	
10	ELECT./TEL JUNCTION	VCT	5/8" TUBE X COR	
11	MECHANICAL ROOM	VCT	1/2" GYP.	
12	OPEN AREA	CARPET	1/2" GYP.	
13	OPEN AREA	CARPET	1/2" GYP.	
14	OPEN AREA	CARPET	1/2" GYP.	
15	H.C. BATHROOM	VCT	5/8" WRB	
16	WHIRLPOOL AREA	VCT	5/8" WRB	
17	KITCHENETTE	VCT	1/2" GYP.	
18	ELEC./TEL./HWER Q.O.	VCT	1/2" GYP.	
FUTURE TENANT				
		CARPET	TBD	EXISTING CEILING HEIGHTS TO REMAIN

T-S-P = TARD, SANDED AND PAINTED
 ** TBD = TO BE DETERMINED

FINISH NOTES

1. WALL INSULATION FINISHING IS TO HAVE A MAXIMUM FLAME SPREAD RATING OF 25.
2. ALL SUSPENDED CEILINGS ARE TO HAVE A MAXIMUM FLAME SPREAD RATING OF 25.
3. FIRE EXTINGUISHERS ARE NOT SHOWN ON FLOOR PLANS OR FINISH SCHEDULES BUT SHALL BE PROVIDED IN ACCORDANCE WITH STATE AND LOCAL CODES AT THE TIME OF OCCUPANCY OF THE BUILDING. THE LOCAL FIRE MARSHAL WILL BE CALLED IN TO REVIEW THE PROJECT AND AID IN THE PLACEMENT OF SAID FIRE EXTINGUISHERS PRIOR TO OCCUPANCY. FINISH SCHEDULES SHALL BE INSTALLED SO THAT THE TOP OF THE FIRE EXTINGUISHER IS NOT MORE THAN 5'-0" ABOVE THE FLOOR.
4. ALL GYPSUM WALL BOARD TO BE 5/8".

GENERAL SIGNAGE NOTE:
 WHEREVER SIGNAGE IS REQUIRED OR SUPPLIED AND DESIGNATES PERMANENT ROOM AND SPACES OR PROVIDES PERMANENT INFORMATION, DIRECTIONS, ETC., THE SIGN SHALL BE LABELED, SIZED AND LOCATED IN ACCORDANCE WITH ADA AND ALL APPLICABLE CODES. ALL SIGNS WILL BE PROVIDED AND INSTALLED BY OWNER EXCEPT EXIT SIGNS.



WHERE THERE IS NO SIGNAGE, THE SIGN SHALL BE LABELED, SIZED AND LOCATED IN ACCORDANCE WITH ADA AND ALL APPLICABLE CODES. ALL SIGNS WILL BE PROVIDED AND INSTALLED BY OWNER EXCEPT EXIT SIGNS.

REMARKS NOTES
 1. EXISTING WALLS TO REMAIN - NO CHANGE.
 2. EXISTING WALLS TO REMAIN - NO CHANGE.
 3. EXISTING WALLS TO REMAIN - NO CHANGE.
 4. EXISTING WALLS TO REMAIN - NO CHANGE.
 5. EXISTING WALLS TO REMAIN - NO CHANGE.
 6. EXISTING WALLS TO REMAIN - NO CHANGE.
 7. EXISTING WALLS TO REMAIN - NO CHANGE.
 8. EXISTING WALLS TO REMAIN - NO CHANGE.
 9. EXISTING WALLS TO REMAIN - NO CHANGE.
 10. EXISTING WALLS TO REMAIN - NO CHANGE.
 11. EXISTING WALLS TO REMAIN - NO CHANGE.
 12. EXISTING WALLS TO REMAIN - NO CHANGE.
 13. EXISTING WALLS TO REMAIN - NO CHANGE.
 14. EXISTING WALLS TO REMAIN - NO CHANGE.
 15. EXISTING WALLS TO REMAIN - NO CHANGE.
 16. EXISTING WALLS TO REMAIN - NO CHANGE.
 17. EXISTING WALLS TO REMAIN - NO CHANGE.
 18. EXISTING WALLS TO REMAIN - NO CHANGE.
 19. EXISTING WALLS TO REMAIN - NO CHANGE.
 20. EXISTING WALLS TO REMAIN - NO CHANGE.
 21. EXISTING WALLS TO REMAIN - NO CHANGE.
 22. EXISTING WALLS TO REMAIN - NO CHANGE.
 23. EXISTING WALLS TO REMAIN - NO CHANGE.
 24. EXISTING WALLS TO REMAIN - NO CHANGE.
 25. EXISTING WALLS TO REMAIN - NO CHANGE.
 26. EXISTING WALLS TO REMAIN - NO CHANGE.
 27. EXISTING WALLS TO REMAIN - NO CHANGE.
 28. EXISTING WALLS TO REMAIN - NO CHANGE.
 29. EXISTING WALLS TO REMAIN - NO CHANGE.
 30. EXISTING WALLS TO REMAIN - NO CHANGE.
 31. EXISTING WALLS TO REMAIN - NO CHANGE.
 32. EXISTING WALLS TO REMAIN - NO CHANGE.
 33. EXISTING WALLS TO REMAIN - NO CHANGE.
 34. EXISTING WALLS TO REMAIN - NO CHANGE.
 35. EXISTING WALLS TO REMAIN - NO CHANGE.
 36. EXISTING WALLS TO REMAIN - NO CHANGE.
 37. EXISTING WALLS TO REMAIN - NO CHANGE.
 38. EXISTING WALLS TO REMAIN - NO CHANGE.
 39. EXISTING WALLS TO REMAIN - NO CHANGE.
 40. EXISTING WALLS TO REMAIN - NO CHANGE.

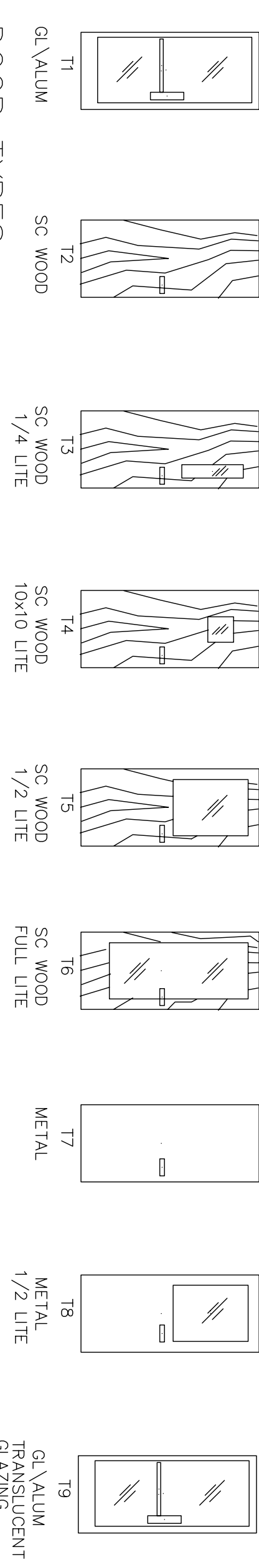
D O O R S C H E D U L E

NO	LOCATION	SIZE	TYPE	MATERIAL	LAB	FRAME	GLASS	HEAD BOLT	LOCKSET	PASSAGE	PRIVACY	PUSH/PULL	KICKPLATE	PANIC	CLOSER	DUMMY	DR. STOP	WALL THICKNESS (SEE NOTE 1)	REMARKS	
PHYSICAL THERAPY																				
01	OFFICE 01	3070	T2	F	WOOD	HM			X											
02	OFFICE 02		T2	F					X											STORE ROOM LOCK
02.1	ELECT. ROOM		T2	F					X											BI-FOLD TRACK & HARDWARE
02.2	CLOSET 02				BI-F				X											BI-FOLD TRACK & HARDWARE
03	OFFICE 03		T2	F					X											
03.1	CLOSET 03				BI-F				X											BI-FOLD TRACK & HARDWARE
04	OFFICE 04		T2	F					X											
06	CLOSET 06		T2	F					X											STORE ROOM LOCK
07	EVAL. ROOM 07		T2	F					X											
08	TOILET 08		T2	F					X											
10	ELECT. ROOM 10		T2	F					X											STORE ROOM LOCK
11	MECH. ROOM 11		T2	F					X											STORE ROOM LOCK
EXISTING EXT.																				
14	EXISTING EXT.				EXIST.				X											NEW CYLINDER
14.1	CLOSET		T2	F	WOOD	HM			X											
15	TOILET 15		T2	F					X											
FUTURE TENANT																				
20	T.B.D. 20		T2	F					X											
21	OFFICE 21		T3	NL					X											
22	OFFICE 22		T3	NL					X											
23	TOILET 23		T2	F					X											
24	STORAGE 24		T2	F					X											
26	OFFICE 26		T2	F					X											
27	RR 27		T2	F					X											
ENTRANCE CORRIDOR																				
30	ENTRANCE	6070	T1	FG	ALUM	ALUM			X											NEW CYLINDER
30.1	CORR. 30	3070	T3	NL	WOOD	HM			X											
30.2	CORR. 30	3070	T3	NL					X											DEAD BOLT
30.3	STAIR 34	3070	T3	NL					X											VERT. ROD EXITS
31	STAIR 31	6070	T3	NL					X											
31.1	HALLWAY	3070	T3	NL					X											
31.2	HALLWAY	3070	T3	NL					X											
31.3	ENTRANCE	6070	T1	FG	ALUM	ALUM			X											NEW CYLINDER
40	ATTIC	3070	F		WOOD	HM			X											

DOOR NOTES

1. DOOR HARDWARE IS TO BE OPERABLE WITH SINGLE EFFORT (E.G. LEVER TYPE, PANIC BARS, PUSH-PULL TYPE) PER THE AMERICANS WITH DISABILITIES ACT OF 1990.
2. ALL EXIT DOORS WITH A STANDARD ILLUMINATED EXIT SIGN SHALL ALSO RECEIVE AN EXIT SIGN COMPLIANT WITH SECTIONS 4.30.1, 4.30.4, 4.30.5 AND SECTION 4.30.6 OF THE ADA ACT OF 1990, AS SHOWN IN DETAIL.
3. WHEN DEAD BOLTS ARE PROVIDED ON PRIMARY EXITS DOORS, BOLT MUST BE ACTIVATED BY A ONE QUARTER (1/4) TURN STATION - DOOR IS TO REMAIN UNLOCKED DURING NORMAL BUSINESS HOURS. AN ALTERNATIVE TO THIS MUST BE APPROVED BY THE STATE FIRE MARSHAL'S OFFICE.
4. F=FLUSH; BI-F=BI-FOLD; NL=NARROW LITE 4x25

DOOR TYPES




WARNING: THIS DRAWING IS THE PROPERTY AND INSTRUMENT OF SHERIDAN CORPORATION FOR USE WITH THE PROJECT IDENTIFIED BELOW. NO MODIFICATIONS OR CHANGES MAY BE MADE TO THIS DRAWING AND NO USE MAY BE MADE OF THIS DRAWING WITHOUT THE EXPRESS WRITTEN PERMISSION OF SHERIDAN CORPORATION. ANY MODIFICATION, CHANGE OR USE OF THIS DRAWING WITHOUT THE EXPRESS WRITTEN PERMISSION OF SHERIDAN CORPORATION IS PROHIBITED, AND IS AT THE USER'S RISK. SHERIDAN DISCLAIMS ANY AND ALL LIABILITY FOR SUCH USE.

EST. NO. N/A
 SIZE N/A
 TYPE N/A
 DRAWN BY RS
 APPROVED BY N/A
 SCALE N/A
 DATE 3/19/04

ROOM FINISH & DOOR SCHEDULE
 RENOVATED TENANT AREAS
 & LIFE SAFETY

DESIGN BUILDER



PLOT DATE: 3-19-2004

PLOT TIME: 3:52 PM

PATH\NAME: N:\D\CAD\DWG\M008\RS\031051D11.AEC

Doc\CAD FILE NAME: G.L.V. NAME: D11

DATE

REVISION

ENGINEERING DWG. NO. 031051

JOB NO. 031051