



## Submittal Data Sheet

0.75-Ton Wall Mounted Unit

FTXS09LVJURXS09LVJU

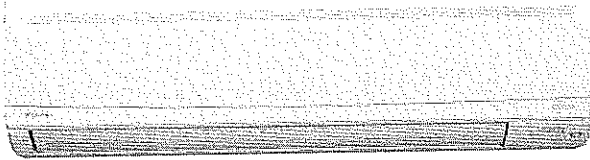
### FEATURES

- Intelligent eye occupancy sensor
- Weekly timer for programmable comfort
- Low ambient heat operation down to 0° F
- 12 year limited parts and compressor warranty with online registration


### BENEFITS

- Quiet operation

### INDOOR UNIT



### OUTDOOR UNIT





## Submittal Data Sheet

0.75-Ton Wall Mounted Unit

FTXS09LVJURXS09LVJU

### SYSTEM PERFORMANCE

Indoor Unit Model No.	FTXS09LVJU	Indoor Unit Name:	FTXS09LVJU
Outdoor Unit Model No.	RXS09LVJU	Outdoor Unit Name:	RXS09LVJU
Rated Cooling Capacity (Btu/hr):	9,000	Rated Cooling Conditions:	Indoor (°F DB/WB): 80 / 67 Ambient (°F DB/WB): 95 / 75
Sensible Capacity (Btu/hr):	8,100	Rated Piping Length(ft):	
Max/Min Cooling Capacity (Btu/hr):	10,600 / 4,400	Rated Height Difference (ft):	49.20
Cooling Input Power (kW):	0.590	Rated Heating Conditions:	Indoor (°F DB/WB): 70 / 70 Ambient (°F DB/WB): 47 / 43
SEER (Non-Ducted/Ducted):	24.50 /	HSPF (Non-Ducted/Ducted):	12.5 /
EER (Non-Ducted/Ducted):	15.30 /	Heating COP (Non-Ducted/Ducted):	4.5 /
Rated Heating Capacity (Btu/hr):	12,000		
Max/Min Heating Capacity (Btu/hr):	15,600 / 4,400		
Heating Input Power (kW):	0.79		

### SYSTEM DETAILS

Refrigerant Type:	R-410A	Cooling Operation Range (°F DB):	14 - 115
Holding Refrigerant Charge (lbs):	2.4	Heating Operation Range (°F WB):	5 - 64
Additional Charge (lb/ft):	0.21	Max. Pipe Length (Vertical) (ft):	
Pre-charge Piping (Length) (ft):		Cooling Range w/Baffle (°F DB):	0 - 115
Max. Pipe Length (Total) (ft):	66	Heating Range w/Baffle (°F WB):	0 - 77
Max Height Separation (Ind to Ind ft):	49		

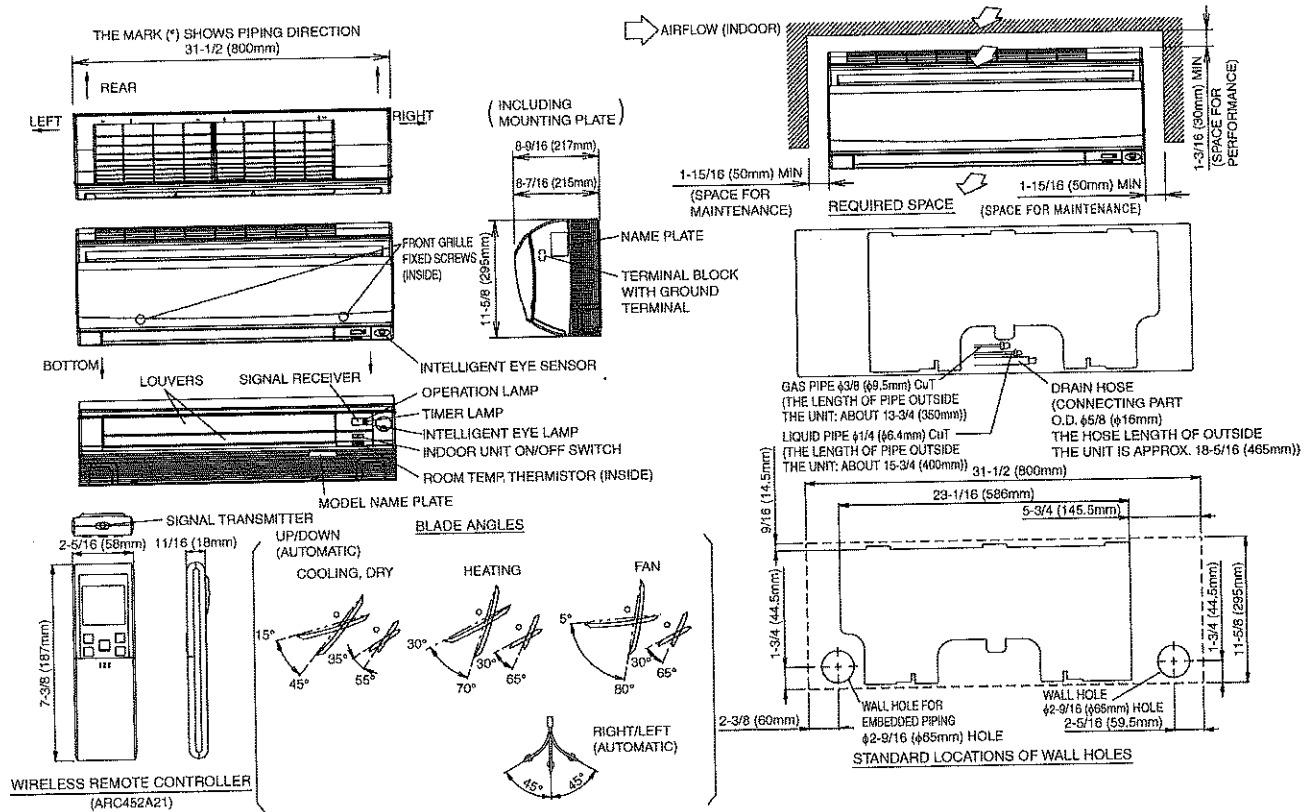


**Submittal Data Sheet**  
 0.75-Ton Wall Mounted Unit  
 FTXS09LVJURXS09LVJU

INDOOR UNIT DETAILS			
Power Supply (V/Hz/Ph):	208-230 / 60 / 1	Airflow Rate (H/M/L/SL) (CFM):	381/279/194/145
Power Supply Connections:	L1, L2, Ground	Moisture Removal (Gal/hr):	2.4
Min. Circuit Amps MCA (A):		Gas Pipe Connection (Inch):	3/8
Max Overcurrent Protection (MOP) (A):		Liquid Pipe Connection (Inch):	1/4
Dimensions (HxWxD) (in):	11-5/8 x 31-1/2 x 8-7/16	Condensate Connection (inch):	5/8
Panel (HxWxD) (in):		Sound Pressure (H/M) (dBA):	41/22
Net Weight (lb):	20	Sound Power Level (dBA):	
Panel Weight (lb):		Ext. Static Pressure (Rated/Max) (inWg):	0.00 / 0.00

**DIMENSIONAL DRAWING - INDOOR UNIT**

FTXS09, 12LVJU





**Submittal Data Sheet**  
 0.75-Ton Wall Mounted Unit  
 FTXS09LVJURXS09LVJU

OUTDOOR UNIT DETAILS			
Power Supply (V/Hz/Ph):	208-230 / 60 / 1	Compressor Type:	Inverter
Power Supply Connections:	L1, L2, Ground	Capacity Control Range (%):	-
Min. Circuit Amps MCA (A):	8.00	Airflow Rate (H) (CFM):	1,102
Max Overcurrent Protection (MOP) (A):	15.00	Gas Pipe Connection (inch):	3/8
Max Starting Current MSC(A):		Liquid Pipe Connection (inch):	1/4
Rated Load Amps RLA(A):	3.7	Sound Pressure (H) (dBA):	47
Dimensions (HxWxD) (in):	21-5/8 x 30-1/8 x 11-1/4	Sound Power Level (dBA):	63
Net Weight (lb):	75		

**DIMENSIONAL DRAWING - OUTDOOR UNIT**

RXS09/12D(A)VJU  
 Unit (in.)

