

City of Portland, Maine - Building or Use Permit Application

389 Congress Street, 04101 Tel: (207) 874-8703, Fax: (207) 874-8716

Permit No: 10-1050	Issue Date:	CBL: 142 C001001
-----------------------	-------------	---------------------

Location of Construction: 1025 FOREST AVE	Owner Name: A HAUSMANN ASSOCIATES INC	Owner Address: 120 EXCHANGE ST	Phone:
Business Name:	Contractor Name: Watkins Plumbing & Heating	Contractor Address: PO BOX 180 NEW GLOUCESTER	Phone: 2073300504
Lessee/Buyer's Name	Phone:	Permit Type: HVAC	Zone: WB-2

Part Use: Commercial - Dog Wash	Proposed Use: Commercial - Dog Wash - install (2) Rinnai - Direct vent tankless Water Heater	Permit Fee: \$40.00	Cost of Work: \$1,200.00	CEO District: 4	Area
		FIRE DEPT: <input checked="" type="checkbox"/> Approved <input type="checkbox"/> Denied	INSPECTION: Use Group B Type: HVAC IBC, 2003		

Proposed Project Description:
install (2) Rinnai - Direct vent tankless Water Heater

Signature: *[Signature]* K.V.G.

Signature: *[Signature]*

PEDESTRIAN ACTIVITIES DISTRICT (P.A.D.)

Action: Approved Approved w/Conditions Denied

Signature: _____ Date: _____

Permit Taken By: Johnson	Date Applied For: 08/25/2010	Zoning Approval
-----------------------------	---------------------------------	------------------------

<p>1. This permit application does not preclude the Applicant(s) from meeting applicable State and Federal Rules.</p> <p>2. Building permits do not include plumbing, septic or electrical work.</p> <p>3. Building permits are void if work is not started within six (6) months of the date of issuance. False information may invalidate a building permit and stop all work.</p>	<p>Special Zone or Reviews</p> <p><input type="checkbox"/> Shoreland</p> <p><input type="checkbox"/> Wetland</p> <p><input type="checkbox"/> Flood Zone</p> <p><input type="checkbox"/> Subdivision</p> <p><input type="checkbox"/> Site Plan</p> <p>Major <input type="checkbox"/> Minor <input type="checkbox"/> MCM <input type="checkbox"/></p> <p>Date: <i>9/26/10</i></p>	<p>Zoning Appeal</p> <p><input type="checkbox"/> Variance</p> <p><input type="checkbox"/> Miscellaneous</p> <p><input type="checkbox"/> Conditional Use</p> <p><input type="checkbox"/> Interpretation</p> <p><input type="checkbox"/> Approved</p> <p><input type="checkbox"/> Denied</p> <p>Date: _____</p>	<p>Historic Preservation</p> <p><input checked="" type="checkbox"/> Not in District or Landmark</p> <p><input type="checkbox"/> Does Not Require Review</p> <p><input type="checkbox"/> Requires Review</p> <p><input type="checkbox"/> Approved</p> <p><input type="checkbox"/> Approved w/Conditions</p> <p><input type="checkbox"/> Denied</p> <p>Date: <i>[Signature]</i></p>
--	---	---	---

PERMIT ISSUED

SEP - 9 2010

City of Portland

CERTIFICATION

I hereby certify that I am the owner of record of the named property, or that the proposed work is authorized by the owner of record and that I have been authorized by the owner to make this application as his authorized agent and I agree to conform to all applicable laws of this jurisdiction. In addition, if a permit for work described in the application is issued, I certify that the code official's authorized representative shall have the authority to enter all areas covered by such permit at any reasonable hour to enforce the provision of the code(s) applicable to such permit.

SIGNATURE OF APPLICANT ADDRESS DATE PHONE



FILL IN AND SIGN WITH INK

PERMIT ISSUED

APPLICATION FOR PERMIT HEATING OR POWER EQUIPMENT

SEP - 9 2010

City of Portland

To the INSPECTOR OF BUILDINGS, PORTLAND, ME.

The undersigned hereby applies for a permit to install the following heating, cooking or power equipment in accordance with the Laws of Maine, the Building Code of the City of Portland, and the following specifications:

Location / CBL 1037 FOREST AVE 140-C-1 Use of Building DOG WASH Date 8-24-2010

Name and address of owner of appliance MARK GOODWIN 1037 FOREST AVE PORTLAND ME

Installer's name and address PETER YERGENS 329 CORB RAVINE RD. NEW CLARENCE ME Telephone 530-0504

Location of appliance:
 Basement Floor WALL MOUNT
 Attic Roof

Type of Fuel:
 Gas Oil Solid

Appliance Name: RINNAI
U.L. Approved Yes No

Will appliance be installed in accordance with the manufacturer's installation instructions? Yes No

If NO Explain _____

The Type of License of Installer:
 Master Plumber # _____
 Solid Fuel # _____
 Oil # _____
 Gas # 9-17 7673
 Other _____

Type of Chimney:
 Masonry Lined
Factory built NA

Metal
Factory Built U.L. Listing # NA

Direct Vent
Type UBHINE/RINNAI ULS SL636
CONCENTRIC VENT

Type of Fuel Tank
 Oil
 Gas

Size of Tank 2 INCH MAIN 3/4 INCH BLACK
Number of Tanks _____
AUG 25 2010
Dept. of Building Inspection
City of Portland Maine

Distance from Tank to Center of Flame _____ feet.

Cost of Work: \$ 1200

Permit Fee: \$ 40

Approved

Approved with Conditions

Fire: _____
Elec: _____
Bldg.: _____

See attached letter or requirement

Signature of Installer [Signature]

Inspector's Signature _____ Date Approved _____

BUILDING PERMIT INSPECTION PROCEDURES

Please call 874-8703 or 874-8693 (ONLY)

or email: buildinginspections@portlandmaine.gov

With the issuance of this permit, the owner, builder or their designee is required to provide adequate notice to the City of Portland Inspection Services for the following inspections. Appointments must be requested 48 to 72 hours in advance of the required inspection. The inspection date will need to be confirmed by this office.

- **Please read the conditions of approval that is attached to this permit!! Contact this office if you have any questions.**
- **Permits expire in 6 months, if the project is not started or ceases for 6 months.**
- **If the inspection requirements are not followed as stated below additional fees may be incurred due to the issuance of a "Stop Work Order" and subsequent release to continue with construction.**

 X **Final inspection required at completion of work.**

The project cannot move to the next phase prior to the required inspection and approval to continue, REGARDLESS OF THE NOTICE OR CIRCUMSTANCES.

IF THE PERMIT REQUIRES A CERTIFICATE OF OCCUPANCY, IT MUST BE PAID FOR AND ISSUED TO THE OWNER OR DESIGNEE BEFORE THE SPACE MAY BE OCCUPIED.

City of Portland, Maine - Building or Use Permit

389 Congress Street, 04101 Tel: (207) 874-8703, Fax: (207) 874-8716

Permit No: 10-1050	Date Applied For: 08/25/2010	CBL: 142 C001001
-----------------------	---------------------------------	---------------------

Location of Construction: 1025 FOREST AVE	Owner Name: A HAUSMANN ASSOCIATES IN	Owner Address: 120 EXCHANGE ST	Phone:
Business Name:	Contractor Name: Watkins Plumbing & Heating	Contractor Address: PO BOX 180 NEW GLOUCESTER	Phone: (207) 330-0504
Lessee/Buyer's Name	Phone:	Permit Type: HVAC	

Proposed Use: Commercial - Dog Wash - install (2) Rinnai - Direct vent tankless Water Heater	Proposed Project Description: install (2) Rinnai - Direct vent tankless Water Heater
---	---

Dept: Zoning	Status: Approved	Reviewer: Marge Schmuckal	Approval Date: 08/26/2010
Note:			Ok to Issue: <input checked="" type="checkbox"/>
Dept: Building	Status: Approved with Conditions	Reviewer: Jonathan Rioux	Approval Date: 09/09/2010
Note:			Ok to Issue: <input checked="" type="checkbox"/>
<ol style="list-style-type: none"> 1) The appliance and venting shall be installed in accordance with the UL listing, Manufacturer's listing, and IMC 2003. 2) The installation must comply with the State of Maine Gas Regulations. 			
Dept: Fire	Status: Approved with Conditions	Reviewer: Capt Keith Gautreau	Approval Date: 09/09/2010
Note:			Ok to Issue: <input checked="" type="checkbox"/>
<ol style="list-style-type: none"> 1) No unvented fuel appliances are allowed in buildings other than one and two family homes. 2) Install shall comply with all manufacture's specifications. 3) Install shall comply with NFPA 54. A compliance letter is required 4) Install shall comply with NFPA 58 A compliance letter is required. 			

Comments:
9/9/2010-jrioux: Verify venting requirements at the inspection.



CITY OF PORTLAND, MAINE

Department of Building Inspections

Original Receipt

8-25-10

Received from

Watkins Plumbing & Heat

Location of Work

1037 Forest Ave 1025

Cost of Construction

\$ _____

Building Fee

Permit Fee

\$ _____

Site Fee

Certificate of Occupancy Fee

Total

40

Building (BL)

Plumbing (15)

Electrical (12)

Site Plan (12)

Other

City

142-C-1

Check #

Total Collected

40

No work is to be started until permit issued.
Please keep original receipt for your records.

Taken by:

F. J. D.

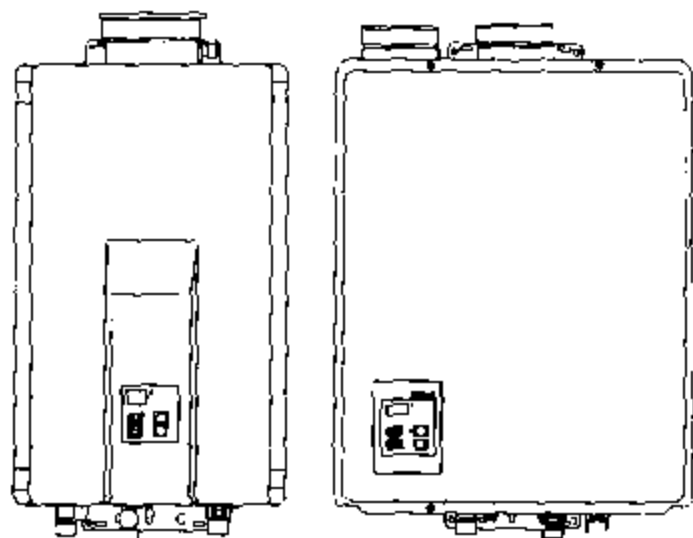
8/25/10

WHITE - Applicant's Copy
YELLOW - Office Copy
PINK - Permit Copy

Rinnai®

Direct Vent Tankless Water Heater

Operation and Installation Manual



R50LSi	REU-VA2019FFUD
R75LSi	REU-VA2528FFUD(A)
R94LSi	REU-VA2535FFUD
R98LSi	REU-VA3237FFU
R98LSi-ASME....	REU-VA3237FFU-ASME

FOR INDOOR APPLICATIONS ONLY

Register your product at www.rinnai-registration.com or
call 1-866-RINNAI (746-6241)

Table of Contents	2
Consumer Safety Information	4
Operating Instructions	5
Maintenance.....	12
Error Codes.....	13
Installation Instructions.....	17
Consumer Support.....	42



ANS Z21.10.3

CSA 4.3

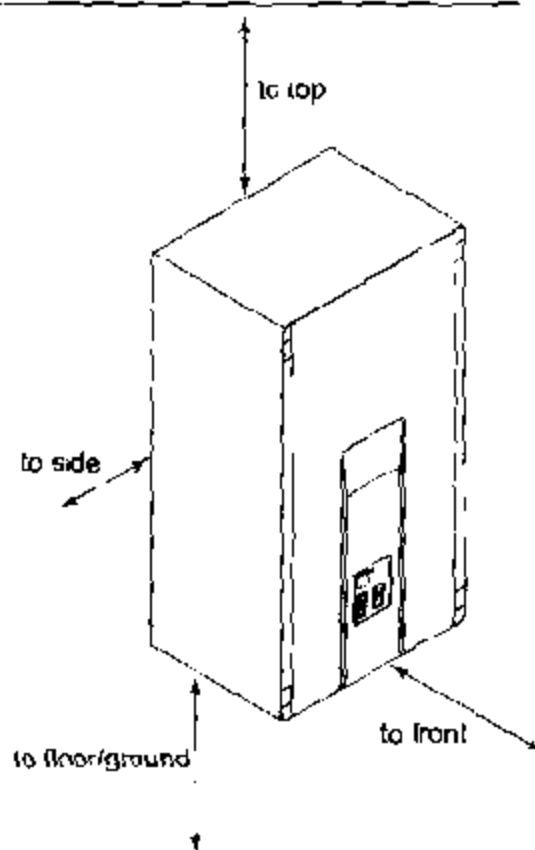
INSTALLER: Leave this manual with the appliance.
CONSUMER: Retain this manual for future reference.

WARNING: If the information in these instructions is not followed exactly, a fire or explosion may result causing property damage, personal injury or death.

- Do not store or use gasoline or other flammable vapors and liquids in the vicinity of this or any other appliance.
- **WHAT TO DO IF YOU SMELL GAS**
 - Do not try to light any appliance.
 - Do not touch any electrical switch; do not use any phone in your building.
 - Immediately call your gas supplier from a neighbor's phone. Follow the gas supplier's instructions.
 - If you cannot reach your gas supplier, call the fire department.
- Installation and service must be performed by a qualified installer, service agency or the gas supplier.

Clearances from Appliance

	to Combustibles		to Non-Combustibles	
	R50LSi R75LSi R94LSi	R98LSi	R50LSi R75LSi R94LSi	R98LSi
Top of Heater	6 inches (152 mm)	12 inches (305 mm)	2 inches (51 mm)	2 inches (51 mm)
Back of Heater	0 (zero)	0 (zero)	0 (zero)	0 (zero)
Front of Heater	6 inches (152 mm)	24 inches (610 mm)	6 inches (152 mm)	24 inches (610 mm)
Sides of Heater	2 inches (51 mm)	2 inches (51 mm)	1/2 inches (13 mm)	1/2 inches (13 mm)
Floor/ Ground	12 inches (305 mm)	12 inches (305 mm)	12 inches (305 mm)	2 inches (51 mm)
Vent	0 (zero)	4 inches *	0 (zero)	0 (zero)



* 4 inches (102 mm) for enclosed area; 1 inch (26 mm) for unenclosed area.

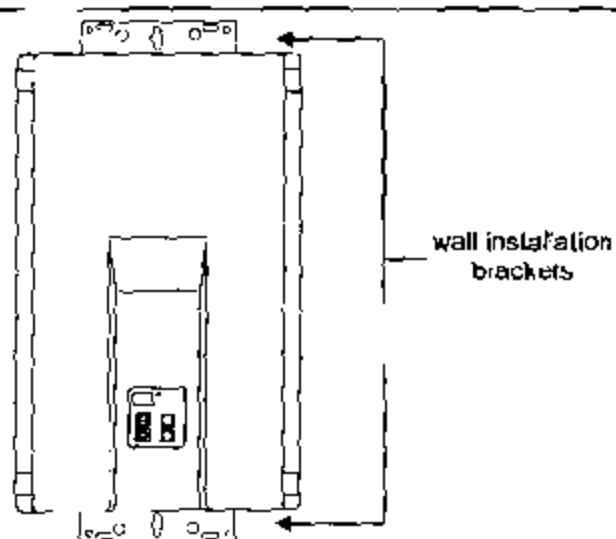
Every vent connection must be accessible for inspection, cleaning, and replacement.

The clearance for servicing is 24 inches in front of the water heater.

For panel installation: R50LSi, R75LSi, R94LSi: clearance is 6 inches (152 mm) from the front.
R98LSi: clearance is 24 inches (610 mm) from the front.


Attachment of the Water Heater

1. Identify the installation location and confirm that the installation will meet all required clearances.
2. Securely attach the water heater to the wall using any of the holes in the wall installation brackets which are at the top and bottom of the water heater. Ensure that the attachment strength is sufficient to support the weight. Refer to the weight of the water heater in the Specifications section.





Vent Products

Listed and Tested Vent Products for *R50LSi* REU-VA2019FFUD
R75LSi REU-VA2528FFUD(A)
R94LSi REU-VA2535FFUD

Manufacturer	Product	Parts
 Rinnai/Ubbink	Rolux Vent System	Refer to the manufacturer's technical literature for specific part numbers and instructions
Heat-Fab	Saf-T Vent SC system	
Metal-Fab	Con/Guard Vent/Air Intake System	

Listed and Tested Vent Products for *R98LSi* REU-VA3237FFU
R98LSi-ASME REU-VA3237FFU-ASME

Manufacturer	Product	Appliance Adapter	Vertical Termination	Horizontal Termination	Horizontal Concentric Termination	Adjustable Horizontal Concentric Termination
 Heat-Fab	Saf-T Vent	9401AMTK	5400CI	9492	NA	NA
 Z-Flex	Z-Vent	2SVSNAD4.5	2SVSRCF4	2SVSTPX4	NA	NA
ProTech Systems	FasNSoal	FSAAU4 *	FSRC4 *	FSBS4 *	FSDVPTB04LH * FSDVWT4	FSDVWMT4LH, FSDVWMT4LH
Metal-Fab	Con/Guard	4CGDA	4CGSWC	4CGSWMCM	4CG7HT90 4CG7HT	NA

* When ordering from Rinnai, ask for these part numbers or kits:

FSAAU4 - ask for **FSAAU4SP** (single pack)

FSRC4 - ask for **FSVPK4** Variable Pitch Roof Flashing Kit (includes rain cap FSRC4, storm collar, roof jack, and roof flashing)

FSBS4 - ask for **FSBS46P** (single pack)

FSDVPTB04LH - ask for **FSDVWMT04LH** Kit (includes direct vent pass through FSDVPTB04LH, bird screen, exterior and interior mounting plates, appliance adapter, 3 foot flexible aluminum duct with 2 clamps, and adjustable vertical length)

Vent Manufacturer Contact Information for Installation Instructions and Parts Lists:

Rinnai/Ubbink

Telephone: 800-621-9419

Fax: 678-829-1666

Web Site: www.rinnai.us

Heat-Fab

Telephone: 800-772-0739

Fax: 413-863-4803

E-mail: custsvc@heat-fab.com

Web Site: www.heatfab.com

Z-Flex

Telephone: 800-654-5600

Fax: 888-889-3539

E-mail: sales@z-flex.com

Web Site: www.novaflex.com

ProTech Systems, Inc.

Telephone: 800-766-3473

518-463-7284

Fax: 518-463-5271

E-mail: support@protechinfo.com

Web Site: www.protechinfo.com

Metal-Fab Inc.

Telephone: 800-835-2830

316-943-2351

Fax: 316-943-2717

E-mail: info@mtfab.com

Web Site: www.metal-fabinc.com