

Sales Person:



Customer Acknowledgement

Quote Date
5/10/2017

Date Ordered
Quote Not Ordered

Dealer Name:

1K7230 JETSTREAM HOME IMPROVEMENT -

Bill To:

Ship To:

Order Notes:

Delivery Notes:

Phone: (207) 632-5612 Fax:

Quote Name:

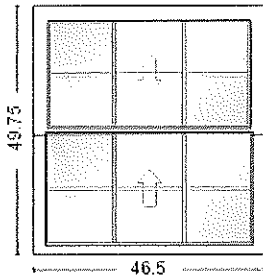
Project Name:

110 Mackworth St

110 Mackworth St

QUOTE #	RUSH	STATUS	PO#
1430977	No	None	

Line Item #	Qty	Width x Height	UI	Description	Net Price	Extended
1	4	46.5" X 49.75"	97		\$235.40	\$941.60



3001-Mezzo Double Hung 46.5 x 49.75
 Sash Split = Even
 Operation / Venting = Double Hung
 Composite Reinforcement, Frame Option = NFS 1 3/8 J Channel
 Frame Color = White
 CLIMATECH, IE Liners
 U-Factor = 0.28, CR = 55, SHGC = 0.27, VT = 0.49, CPD = ASO-A-89-07062-00001
 Contour, Colonial, White, 2V1H
 4 9/16 WJE PRMD, Brickmould = No Brickmould, Frame Size

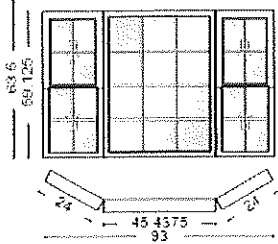
Line Item Notes:

Comment / Room:

None Assigned

QUOTE #	RUSH	STATUS	PO#
1430977	No	None	

Line Item #	Qty	Width x Height	UI	Description	Net Price	Extended
2	1	93" X 63.5"	157		\$1,469.43	\$1,469.43

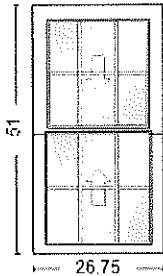


3B01/3B04/3B01-Mezzo Double Hung / Picture / Double Hung 30 Degree Bay 93 x 63.5
 Sash Split = Even
 Unit 1, 3: Operation / Venting = Double Hung
 Unit 2: Operation / Venting = Picture
 Composite Reinforcement
 Frame Color = White
 CLIMATECH, IE Liners
 Unit 1, 3: U-Factor = 0.28, CR = 55, SHGC = 0.27, VT = 0.49, CPD = ASO-A-89-07062-00001
 Unit 2: U-Factor = 0.28, CR = 59, SHGC = 0.29, VT = 0.52, CPD = ASO-A-91-07062-00001
 Unit 1 Bottom, 1 Top, 3 Bottom, 3 Top: Contour, Colonial, White, 1V1H
 Unit 2: Contour, Colonial, White, 2V3H
 Brickmould = No Brickmould, Frame Size
 Mulls 1: Vertical Factory 0" thick, 59.125" length
 Mulls 2: Vertical Factory 0" thick, 59.125" length
 Wood Type = Birch, Seal Design = Pre-Insulated, Entire Seat, Jamb Depth = 5.25, Edge Banding
Line Item Notes:

Comment / Room:

None Assigned

Line Item #	Qty	Width x Height	UI	Description	Net Price	Extended
3	1	26.75" X 51"	78		\$232.26	\$232.26



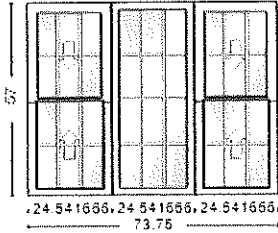
3001-Mezzo Double Hung 26.75 x 51
 Sash Split = Even
 Operation / Venting = Double Hung
 Composite Reinforcement, Frame Option = NFS 1 3/8 J Channel
 Frame Color = White
 CLIMATECH, IE Liners
 U-Factor = 0.28, CR = 55, SHGC = 0.27, VT = 0.49, CPD = ASO-A-89-07062-00001
 Contour, Colonial, White, 2V1H
 4 9/16 WJE PRMD, Brickmould = No Brickmould, Frame Size
Line Item Notes:

Comment / Room:

None Assigned

QUOTE #	RUSH	STATUS	PO#
1430977	No	None	

Line Item #	Qty	Width x Height	UI	Description	Net Price	Extended
4	3	73.75" X 57"	131		\$809.23	\$2,427.69



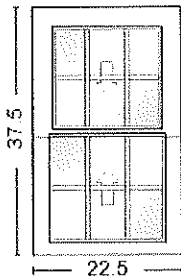
3001/3004/3001-Mezzo Double Hung / Picture / Double Hung 73.75 x 57
 Sash Split = Even
 Unit 1, 2, 5, 6: Operation / Venting = Double Hung
 Unit 3, 4: Operation / Venting = Picture
 Composite Reinforcement, Frame Option = NFS 1 3/8 J Channel
 Frame Color = White
 CLIMATECH, IE Liners
 Unit 1, 2, 5, 6: U-Factor = 0.28, CR = 55, SHGC = 0.27, VT = 0.49, CPD = ASO-A-89-07062-00001
 Unit 3, 4: U-Factor = 0.28, CR = 59, SHGC = 0.29, VT = 0.52, CPD = ASO-A-91-07062-00001
 Unit 1 Bottom, 1 Top, 5 Bottom, 5 Top: Contour, Colonial, White, 2V1H
 Unit 3: Contour, Colonial, White, 2V3H
 4 9/16 WJE PRMD, Brickmould = No Brickmould, Frame Size
 Mulls 1: Vertical Factory 0.0625" thick, 57" length
 Mulls 2: Vertical Factory 0.0625" thick, 57" length

Line Item Notes:

Comment / Room:

None Assigned

Line Item #	Qty	Width x Height	UI	Description	Net Price	Extended
5	1	22.5" X 37.5"	61		\$219.54	\$219.54



3001-Mezzo Double Hung 22.5 x 37.5
 Sash Split = Even
 Operation / Venting = Double Hung
 Composite Reinforcement, Frame Option = NFS 1 3/8 J Channel
 Frame Color = White
 CLIMATECH, IE Liners
 U-Factor = 0.28, CR = 55, SHGC = 0.27, VT = 0.49, CPD = ASO-A-89-07062-00001
 Contour, Colonial, White, 2V1H
 4 9/16 WJE PRMD, Brickmould = No Brickmould, Frame Size

Line Item Notes:

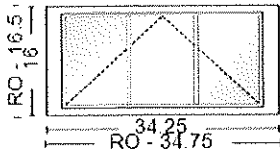
Comment / Room:

None Assigned

QUOTE #	RUSH	STATUS	PO#
1430977	No	None	

Line Item #	Qty	Width x Height	UI	Description	Net Price	Extended
6	3	34.25" X 16"	51		\$202.19	\$606.57

Overall Rough Opening: 34.75" X 16.5"



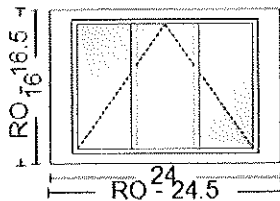
0151-New Construction Vent 34.25 x 16
 Operation / Venting = Vent
 New Construction With J-Channel
 Frame Color = White
 CLIMATECH, No Upgrade
 U-Factor = 0.28, CR = 58, SHGC = 0.26, VT = 0.45, CPD
 = ASO-A-32-04063-00002
 Contour, Colonial, White, 2V
 4 9/16 WJE PRMD, NC Wrapping, Rough Opening
Line Item Notes:

Comment / Room:

None Assigned

Line Item #	Qty	Width x Height	UI	Description	Net Price	Extended
7	1	24" X 16"	40		\$197.81	\$197.81

Overall Rough Opening: 24.5" X 16.5"

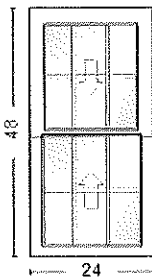


0151-New Construction Vent 24 x 16
 Operation / Venting = Vent
 New Construction With J-Channel
 Frame Color = White
 CLIMATECH, No Upgrade
 U-Factor = 0.28, CR = 58, SHGC = 0.26, VT = 0.45, CPD
 = ASO-A-32-04063-00002
 Contour, Colonial, White, 2V
 4 9/16 WJE PRMD, NC Wrapping, Rough Opening
Line Item Notes:

Comment / Room:

None Assigned

Line Item #	Qty	Width x Height	UI	Description	Net Price	Extended
8	2	24" X 48"	72		\$228.54	\$457.08



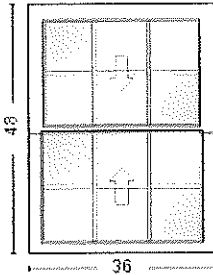
3001-Mezzo Double Hung 24 x 48
 Sash Split = Even
 Operation / Venting = Double Hung
 Composite Reinforcement, Frame Option = NFS 1 3/8 J
 Channel
 Frame Color = White
 CLIMATECH, IE Liners
 U-Factor = 0.28, CR = 55, SHGC = 0.27, VT = 0.49, CPD
 = ASO-A-89-07062-00001
 Contour, Colonial, White, 2V1H
 6 9/16 WJE PRMD, Brickmould = No Brickmould, Frame
 Size
Line Item Notes:

Comment / Room:

None Assigned

QUOTE #	RUSH	STATUS	PO#
1430977	No	None	

Line Item #	Qty	Width x Height	UI	Description	Net Price	Extended
9	2	36" X 48"	84		\$245.90	\$491.80



3001-Mezzo Double Hung 36 x 48
 Sash Split = Even
 Operation / Venting = Double Hung
 Composite Reinforcement, Frame Option = NFS 1 3/8 J Channel
 Frame Color = White
 CLIMATECH, IE Liners
 U-Factor = 0.28, CR = 55, SHGC = 0.27, VT = 0.49, CPD = ASO-A-89-07062-00001
 Contour, Colonial, White, 2V1H
 6 9/16 WJE PRMD, Brickmould = No Brickmould, Frame Size

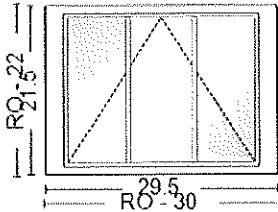
Line Item Notes:

Comment / Room:

None Assigned

Line Item #	Qty	Width x Height	UI	Description	Net Price	Extended
10	2	29.5" X 21.5"	52		\$205.54	\$411.08

Overall Rough Opening: 30" X 22"



0151-New Construction Vent 29.5 x 21.5
 Operation / Venting = Vent
 New Construction With J-Channel
 Frame Color = White
 CLIMATECH, No Upgrade
 U-Factor = 0.28, CR = 58, SHGC = 0.26, VT = 0.45, CPD = ASO-A-32-04063-00002
 Contour, Colonial, White, 2V
 4 9/16 WJE PRMD, NC Wrapping, Rough Opening

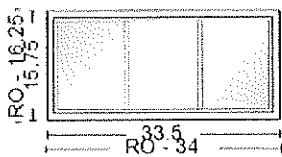
Line Item Notes:

Comment / Room:

None Assigned

Line Item #	Qty	Width x Height	UI	Description	Net Price	Extended
11	1	33.5" X 15.75"	50		\$118.92	\$118.92

Overall Rough Opening: 34" X 16.25"



0104-New Construction 33.5 x 15.75
 New Construction With J-Channel
 Frame Color = White
 CLIMATECH, No Upgrade
 U-Factor = 0.27, CR = 58, SHGC = 0.32, VT = 0.58, CPD = ASO-A-44-00276-00002
 Contour, Colonial, White, 2V
 4 9/16 WJE PRMD, NC Wrapping, Rough Opening

Line Item Notes:

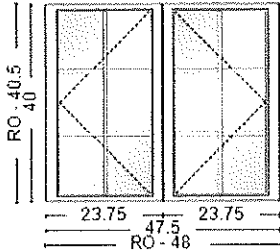
Comment / Room:

None Assigned

QUOTE #	RUSH	STATUS	PO#
1430977	No	None	

Line Item #	Qty	Width x Height	UI	Description	Net Price	Extended
12	1	47.5" X 40"	88		\$412.76	\$412.76

Overall Rough Opening: 48" X 40.5"



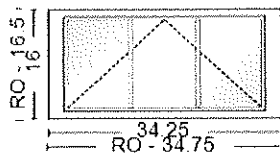
0172-New Construction Left / Right 47.5 x 40
 Unit 1: Operation / Venting = Left
 Unit 2: Operation / Venting = Right
 New Construction With J-Channel
 Frame Color = White
 CLIMATECH, No Upgrade
 Contour, Colonial, White, 1V2H
 4 9/16 WJE PRMD, NC Wrapping, Rough Opening
 Vertical Common Frame 0" thick, 40" length
Line Item Notes:

Comment / Room:

kitchen

Line Item #	Qty	Width x Height	UI	Description	Net Price	Extended
13	3	34.25" X 16"	51		\$211.09	\$633.27

Overall Rough Opening: 34.75" X 16.5"



0151-New Construction Vent 34.25 x 16
 Operation / Venting = Vent
 New Construction With J-Channel
 Frame Color = White
 CLIMATECH, No Upgrade
 U-Factor = 0.28, CR = 58, SHGC = 0.26, VT = 0.45, CPD
 = ASO-A-32-04063-00002
 Contour, Colonial, White, 2V
 6 9/16 WJE PRMD, NC Wrapping, Rough Opening
Line Item Notes:

Comment / Room:

None Assigned

ATTENTION

Please note that all weights provided are estimates and subject to change based on actual order shipment.

NOTICE: The rating information provided on this quote is based upon the NFRC ratings at the time of quote. Such ratings are subject to changes in the standard by the applicable regulatory agencies and will be finalized at the time of manufacturing. All ratings printed on the NFRC label will supersede the NFRC rating set forth in the quote. Any changes made to an order after submission may also result in changes to the NFRC rating. Customer shall be solely responsible for determining whether the product ordered meets their jurisdiction's requirements.

I have reviewed this order and certify that it is correct. I understand that this order is noncancellable, nonreturnable, and nonrefundable.

By _____ Authorized Representative

Total Unit Count	33
TOTAL WEIGHT	296.6
SUB-TOTAL:	\$8,619.81
SALES TAX 1	\$0.00
SALES TAX 2:	\$0.00
LABOR:	\$0.00
FREIGHT:	\$0.00
TOTAL:	\$8,619.81