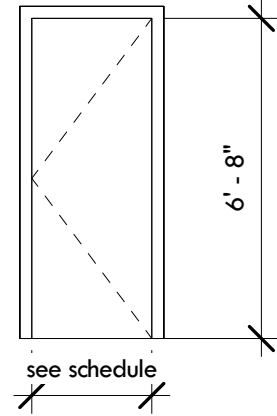
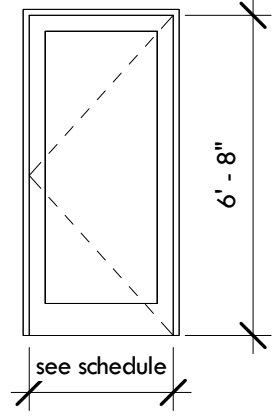
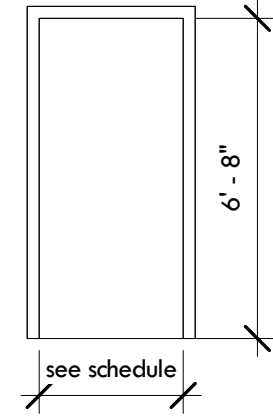


**A****Interior Door**


Masonite Flush Primed Door  
Hardboard Smooth Finish  
Solid Core  
1 3/4" u.n.o.

**B****Glazed Entry Door**

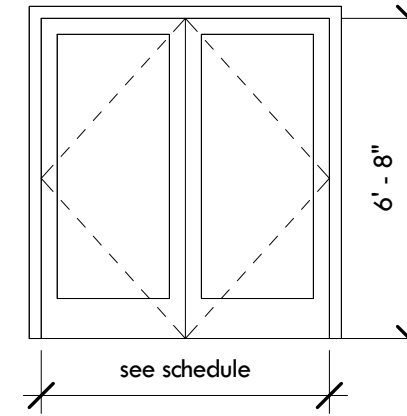
Therma-Tru  
Fiberglass Entry Door  
Smooth-Star  
Full Lite Flush Glazed  
S2000  
Paintable Finish, Color - TBD  
Clear Low-E Glazing

**C****Pocket door**

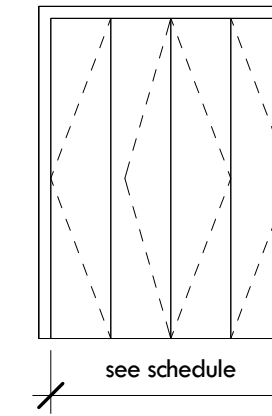
Masonite Flush Primed Door  
Slab Only  
Hardboard Smooth Finish  
Solid Core  
1 3/4" u.n.o.  
HAWA-Junior 40/z

**D****Garage Door**

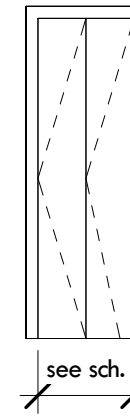
Overhead Door Thermacore Insulated Model - 495  
Color - TBD  
Panel - Flush  
Insulation - Polyurethane 17.5  
Limited Lifetime Warranty

**E****Outswinging Patio Door**

Marvin Integrity Wood-Ultrex  
outswing French Door  
Exterior - Pebble Gray  
Interior - Pine Prefinished  
Hardware - Satin Nickel PVD  
w/ Adjustable Hinges - Coastal  
Satin Nickel  
Tempered Low-E Glazing

**F****4 Panel Closet Door**

Masonite Flush Primed Door  
Hardboard Smooth Finish  
Solid Core  
1 3/8" u.n.o.

**G****2 Panel Closet Door**

Masonite Flush Primed Door  
Hardboard Smooth Finish  
Solid Core  
1 3/8" u.n.o.

Door Types  
1/4" = 1'-0"

Door and frame Schedule											
DOOR #	Family and Type	Level	DOOR					GLAZ	HARDWARE SET	FIRE RATING	REMARKS
			WIDTH	HEIGHT	THICK	MAT'L	ELEV				
100	Single-Flush: 30" x 80"	01 First	2' - 6"	6' - 8"	0' - 2"	Wood	A				
100A	Single-Flush: 30" x 80"	01 First	2' - 6"	6' - 8"	0' - 2"	Wood	A				
101	Single-Glass 1: 36" x 80"	01 First	3' - 0"	6' - 8"	0' - 2"	Fiberglass	B	Low-E			
104	Single-Flush: 30" x 80"	01 First	2' - 6"	6' - 8"	0' - 2"	Wood	A				
105	Double-Glass 1: 72" x 80"	01 First	6' - 0"	6' - 8"	0' - 2"	Fiberglass	E	Low-E			
106	Single-Flush: 30" x 80"	01 First	2' - 6"	6' - 8"	0' - 2"	Wood	A				
106A	Bifold-Flush: 48" x 80"	01 First	4' - 0"	6' - 8"	0' - 1 1/2"	Wood	F				
107	pocket door: 30" x 80"	01 First	2' - 6"	6' - 8"	0' - 1 1/2"	Wood	C				
107B	Bifold-2 Flush: 24" x 80"	01 First	2' - 0"	6' - 8"	0' - 1 1/2"	Wood	G				
108	Single-Glass 1: 36" x 80"	01 First	3' - 0"	6' - 8"	0' - 2"	Fiberglass	B	Low-E			
109	Single-Flush: 36" x 80"	01 First	3' - 0"	6' - 8"	0' - 2"	Wood	A		20 Min.		
109A	Single-Flush: 30" x 80"	01 First	2' - 6"	6' - 8"	0' - 2"	Wood	A				
110	Single-Glass 1: 36" x 84"	01 First	3' - 0"	7' - 0"	0' - 2"	Fiberglass	B	Low-E			
301	Overhead-Sectional: 14' x 9'	01 First	14' - 0"	9' - 0"	0' - 1 1/2"	Insulated Metal	D				
200	Single-Flush: 30" x 80"	02 Second	2' - 6"	6' - 8"	0' - 2"	Wood	A				
200A	Single-Flush: 30" x 80"	02 Second	2' - 6"	6' - 8"	0' - 2"	Wood	A				
202	Single-Flush: 30" x 80"	02 Second	2' - 6"	6' - 8"	0' - 2"	Wood	A				
203	pocket door: 30" x 80"	02 Second	2' - 6"	6' - 8"	0' - 1 1/2"	Wood	C				
204	Single-Flush: 30" x 80"	02 Second	2' - 6"	6' - 8"	0' - 2"	Wood	A				
205	pocket door: 30" x 80"	02 Second	2' - 6"	6' - 8"	0' - 1 1/2"	Wood	C				
206	Bifold-Flush: 48" x 80"	02 Second	4' - 0"	6' - 8"	0' - 1 1/2"	Wood	F				
207	Single-Flush: 30" x 80"	02 Second	2' - 6"	6' - 8"	0' - 2"	Wood	A				
208A	Bifold-Flush: 60" x 80"	02 Second	5' - 0"	6' - 8"	0' - 1 1/2"	Wood	F				
208B	Bifold-Flush: 60" x 80"	02 Second	5' - 0"	6' - 8"	0' - 1 1/2"	Wood	F				
211	pocket door: 36" x 80"	02 Second	3' - 0"	6' - 8"	0' - 1 1/2"	Wood	C				
213	pocket door: 36" x 80"	02 Second	3' - 0"	6' - 8"	0' - 1 1/2"	Wood	C				
300	Single-Glass 1: 36" x 80"	03 Stair/Roof	3' - 0"	6' - 8"	0' - 2"	Fiberglass	B	Low-E			



1 Exterior - Corner

© 2014, lewandowski

8/19/2014 9:07:32 PM

**-paul lewandowski AIA**  
116 Clark Street, Portland, ME 04102  
207.712.7362  
pr.lewandowski@gmail.com

**Bean/Kerekes Residence**  
114 Mackworth Street, Portland, Maine

**Door Types and Schedule**

Project number 2014-19  
Date 8.19.14



**A003**

Scale 1/4" = 1'-0"