



January 2010

celtron *Legacy*

Roman End

16' x 35' & 16' x 37'

PART DESCRIPTION

PART #

8' PLAIN PANEL	04101	3	3	3
8' SKIMMER PANEL	04102	1	1	1
8' RETURN PANEL	04103	2	2	2
4' PLAIN PANEL	04110	2	2	2
8' RADIUS PLAIN PANEL - 63"	04162	4	2	2
8' RADIUS PLAIN PANEL - 23"	04164	4	2	2
2' RADIUS CORNER PANEL	04116	4	4	4
ROMAN END FILLER	04212	4	2	4
ROMAN END FILLER STRAP	04213	6	4	8
ADJUSTABLE A-FRAME	04223	10	8	12
6R x 12W STEEL STAIR	04022	1	1	1
8' RADIUS STEP-N-REST	07418RNR	1	1	1
NUT & BOLT PAK - 75 pcs	PAK-75	1	1	1
NUT & BOLT PAK - 100 pcs	PAK-100	2	1	2
8' RADIUS LIGHT PANEL - 63"	04134			
8' RADIUS PLAIN PANEL - 34 1/2"	04133			

NO STAIRS

6R x 12W STEEL STAIR

8' RADIUS PLASTIC STEP OPTION

### DIVING PERMITTED ONLY FROM DESIGNATED DIVING AREA.

- Pour 2500 P.S.I. concrete footing around entire perimeter, minimum 8" deep.
- Backfill with clean earth, free of rocks and debris.
- 3" wide concrete deck is to be poured at least 3" thickness and a slope of 1/4" to 1" away from the pool.
- All inside pool dimensions are to be finished dimensions.
- Finished bottom is to be 2" minimum of suitable material or undisturbed earth.
- A safety line, with buoys, is to be permanently attached 10' to the thickness side of the point of the slope change.
- Construction Drawing: Different methods and precautions may be required by various ground conditions. This is to be determined by and in the responsibility of the contractor who is not an agent of the manufacturer of the component parts.
- Installation is to be done in accordance with all federal, state and local building codes, as well as A.N.S.I./N.S.P.E. stipulated standards.

Volume: 17700 gal / 67000 L  
16' x 35' (w/ 6'R x 12'W Steel Stair)

Perimeter: 97' - 6" / 29.69 m

Surface Area: 561.87 ft<sup>2</sup> / 52

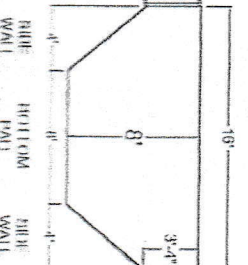
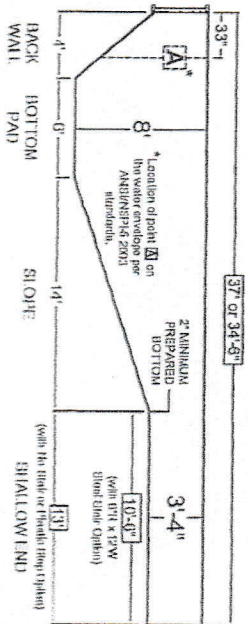
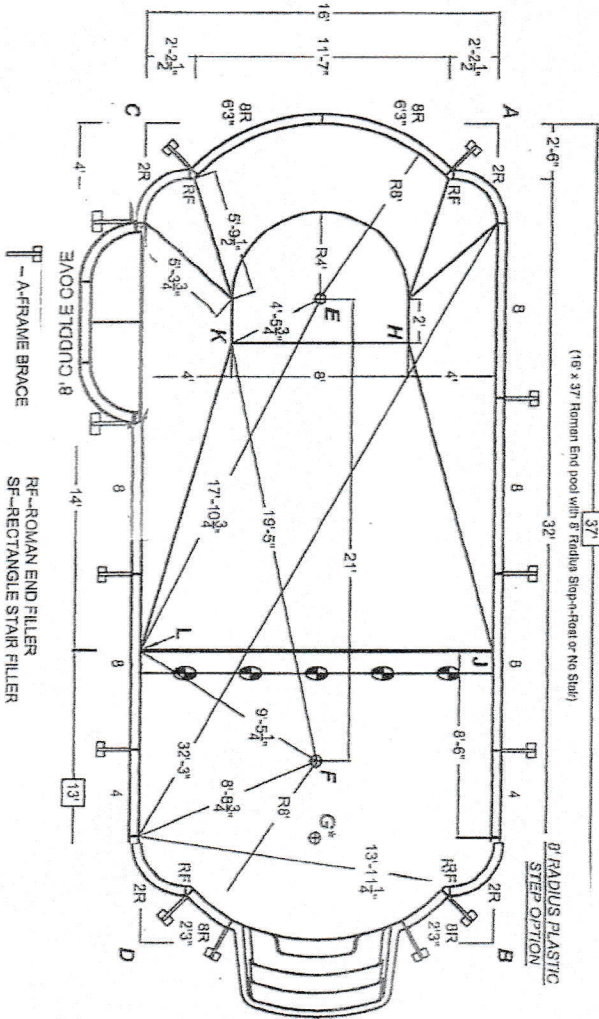
NOTE: G\* is the center point pin for the 6R x 12W Steel Slide. This point is NOT intended for posts with no side or plastic strip options.

FROM A TO:	
D	40'-3 3/4"
E	11'-3 3/4"
F	30'-1"
G*	33'-6"
H	10'-9 1/4"
J	24"
K	15'-7 1/2"
L	28'-10 1/4"

FROM B TO:	
C	40'-3 3/4"
E	30'-1"
F	11'-3 3/4"
G*	9'-2"
H	27'-3 1/2"
J	13"
K	29'-6 1/2"
L	20'-7 1/2"

FROM C TO:	
A	40'-3 3/4"
E	30'-1"
F	11'-3 3/4"
G*	33'-6"
H	15'-7 1/4"
J	28'-10 1/4"
K	10'-9 1/4"
L	24"

FROM D TO:	
A	40'-3 3/4"
E	30'-1"
F	11'-3 3/4"
G*	9'-2"
H	29'-6 1/2"
J	20'-7 1/2"
K	27'-3 1/2"
L	13"



ALL DIMENSIONS ARE FINISH DIMENSIONS

16' x 37' (w/ Plastic or NO Stair)

Distman (A) in MAND Roman 1/11/10