


711 Roosevelt Trail
Windham, Me 04062
(207) 892-3636
Fax (207) 892-3622




2008

505 Wilson Street
Brewer, Me 04421
(207) 989-3462
Fax (207) 989-3751

WWW.SHEDHAPPENS.COM



Sizes	Pine/ 1-11 Gable	Vinyl Gable
6 x 8	\$1311.00	\$1667.00
6 x 10	\$1498.00	\$1869.00
6 x 12	\$1685.00	\$2096.00
8 x 8	\$1578.00	\$1970.00
8 x 10	\$1792.00	\$2222.00
8 x 12	\$2006.00	\$2525.00
8 x 14	\$2247.00	\$2803.00
8 x 16	\$2488.00	\$3030.00
8 x 20	\$3103.00	\$3762.00
10 x 10	\$2113.00	\$2626.00
10 x 12	\$2381.00	\$2853.00
10 x 14	\$2648.00	\$3308.00
10 x 16	\$2862.00	\$3611.00
10 x 20	\$3718.00	\$4444.00
12 x 12	\$2755.00	\$3384.00
12 x 14	\$3103.00	\$3636.00
12 x 16	\$3317.00	\$3813.00
12 x 20	\$4200.00	\$4949.00
12 x 24	\$5297.00	\$6085.00
14 x 14	\$3825.00	\$4368.00
14 x 16	\$4360.00	\$4974.00
14 x 20	\$5404.00	\$6388.00
14 x 24	\$6581.00	\$7499.00



Superior Quality! Comparable Prices! You decide!

Delivery, setup and leveling are included granted 3 criteria are satisfied. 1)Delivery is within 30 miles of our stores, over 30 miles is \$3 per mile one way. 2)That we can back our 1 ton pickup truck and 18' trailer up to shed site. 3)That the shed site grade is less than 10" from high corner to low corner.

Any and all permits that may be required by town agencies are the sole responsibility of the customer. Please consult your town code enforcement to acquire the necessary permits. Shed Happens, Inc. does not need to see or obtain a copy of your permit, but strongly suggests that our customers obtain one from their town.

Doors

Wooden- 30" single \$80.00 4' Dbl \$90.00 5' Dbl \$100.00
Vinyl Clad- 30" single \$160.00 4' Dbl \$180.00 5' Dbl \$200.00

3' Out Swing Steel Doors- lock set included

With out glass \$ 291.00 With glass \$341.00

Dbl 2'6" French steel door with or without glass \$575.00

Overhead (garage) Doors (Required 80" or 88" wall height upgrade 15%/17%)

4' \$568.00 5' \$585.00 6' \$597.00

7' \$620.00 8' \$635.00 9' \$715.00

Steel Roll-Up Doors (to accommodate 6' stud height, must go on gable end wall)

4' \$345.00 5' \$361.00 6' \$378.00 7' \$390.00

Windows & Accessories

Additional Aluminum Single hung windows w/screens \$75.00

(\$20.00 credit per window for each not used 1 window 8 x 10 and smaller & 2 on larger sizes)

Vinyl Windows \$110.00(in place of aluminum) \$150.00(each additional)

Shed Extra's

Ramps 4' x 5' Pressure treated 5/4" x 6" \$75.00

Lofts 3' x 8' \$50.00 3' x 10' \$65.00 3' x 12' \$85.00

Ridge vent \$30.00 per section **Cupola** (non functional) \$155.00

Extensions and Over (Additions are figured on base price of shed) **Hangs**

Extended Overhang (Rakes) 15% **Extended overhangs** (Eaves) 15%

2' Porch Overhang without deck 25%

4' porch Overhang without deck 30%

2' Porch Over with deck 30%

4' porch overhang with deck 35%

Interior walls partitions(partitions are 2" x 4"x 6" high covered one side with OSB sheathing)

6' \$90.00 8' \$100.00 10' \$115.00 12' \$125.00 14' \$140.00

Work Bench (3/4" CDX plywood floor sheathing, benches are 2'wide)

6' \$78.00 8' \$89.00 10' \$91.00 12' 103.00 14' \$118.00

Shed Upgrades

Pressure Treated floor upgrades (We do not recommend this upgrade.

Unless there are extreme circumstances, other companies are trying to sell this unnecessary option to all their customers, consult your sales person for a site review or consultation)

Pressure treated floor joist and 3/4" CDX

plywood \$1.40 per square foot of floor area Floor insulation is \$2.25


per square foot of the floor area. Kits are available though not recommended, for the do it yourselfer. Four completely sheathed walls , the

completed deck (if size permits) assembled trusses, pre cut trim and roof


sheathing, shingles, drip edge and hardware will be delivered to the

site .(fasteners are not included.) \$1 per square foot of floor area credit,

and \$75.00 credit for a customer pick up.



Sizes	Pine/ 1-11 Gambrel	Vinyl Gambrel
6 x 8	N/A	N/A
6 x 10	N/A	N/A
6 x 12	N/A	N/A
8 x 8	\$1685.00	\$2071.00
8 x 10	\$1899.00	\$2525.00
8 x 12	\$2113.00	\$2727.00
8 x 14	\$2381.00	\$3005.00
8 x 16	\$2595.00	\$3232.00
8 x 20	\$3237.00	\$3863.00
10 x 10	\$2247.00	\$2752.00
10 x 12	\$2515.00	\$3131.00
10 x 14	\$2809.00	\$3459.00
10 x 16	\$3023.00	\$3712.00
10 x 20	\$3852.00	\$4545.00
12 x 12	\$2916.00	\$3535.00
12 x 14	\$3264.00	\$3914.00
12 x 16	\$3478.00	\$4166.00
12 x 20	\$4360.00	\$5101.00
12 x 24	\$5457.00	\$6237.00
14 x 14	\$4039.00	\$4775.00
14 x 16	\$4574.00	\$5385.00
14 x 20	\$5644.00	\$6597.00
14 x 24	\$6821.00	\$7910.00



Quickest average delivery time in the industry. **GUARANTEED!** (Due to delivering completely built sheds) 2 week turn-around for most orders (excludes custom orders and materials)