

City of Portland, Maine - Building or Use Permit Application

389 Congress Street, 04101 Tel: (207) 874-8703, FAX: (207) 8716

Job No: 2011-02-446-DUP (20111392)	Date Applied: 2/17/2011	CBL: 137 - - B - 003 - 001 - - - - -	
Location of Construction: 68 IRVING STREET	Owner Name: Justin M Fletcher	Owner Address: PO BOX 332 WESTBROOK, ME - MAINE 04098	Phone: 206-4088
Business Name:	Contractor Name: LAMB, JASON ARTHUR	Contractor Address: 55 HIGH ST WESTBROOKMAINE04092	Phone: 239-7700
Lessee/Buyer's Name:	Phone:	Permit Type: BLDG - HVAC	Zone: R-5
Past Use: Two family	Proposed Use: Two family - add 2Baxi Luna Boilers in basement	Cost of Work: 100.00	CEO District:
		Fire Dept: <input type="checkbox"/> Approved <input type="checkbox"/> Denied <input type="checkbox"/> N/A	Inspection: Use Group R-3 Type: HVAC
		Signature:	Signature: <i>JMB</i>
Proposed Project Description: 68 Irving - HVAC		Pedestrian Activities District (P.A.D.)	
Permit Taken By:	Zoning Approval		

Special Zone or Reviews	Zoning Appeal	Historic Preservation
<input type="checkbox"/> Shoreland	<input type="checkbox"/> Variance	<input checked="" type="checkbox"/> Not in Dist or Landmark
<input type="checkbox"/> Wetlands	<input type="checkbox"/> Miscellaneous	<input type="checkbox"/> Does not Require Review
<input type="checkbox"/> Flood Zone	<input type="checkbox"/> Conditional Use	<input type="checkbox"/> Requires Review
<input type="checkbox"/> Subdivision	<input type="checkbox"/> Interpretation	<input type="checkbox"/> Approved
<input type="checkbox"/> Site Plan	<input type="checkbox"/> Approved	<input type="checkbox"/> Approved w/Conditions
<input type="checkbox"/> Maj <input type="checkbox"/> Min <input type="checkbox"/> MM	<input type="checkbox"/> Denied	<input type="checkbox"/> Denied
Date: <i>OK w/condition</i> <i>2/24/11 ASB</i>	Date:	Date: <i>ASB</i>

CERTIFICATION

I hereby certify that I am the owner of record of the named property, or that the proposed work is authorized by the owner of record and that I have been authorized by the owner to make this application as his authorized agent and I agree to conform to all applicable laws of this jurisdiction. In addition, if a permit for work described in the application is issued, I certify that the code official's authorized representative shall have the authority to enter all areas covered by such permit at any reasonable hour to enforce the provision of the code(s) applicable to such permit.

PERMIT ISSUED

MAR 22 2011

SIGNATURE OF APPLICANT _____ ADDRESS _____ DATE of Portland _____ PHONE _____



FILL IN AND SIGN WITH INK

APPLICATION FOR PERMIT HEATING OR POWER EQUIPMENT

PERMIT ISSUED

MAR 2

City of Portland

To the INSPECTOR OF BUILDINGS, PORTLAND, ME.

The undersigned hereby applies for a permit to install the following heating, cooking or power equipment in accordance with the Laws of Maine, the Building Code of the City of Portland, and the following specifications:

Location / CBL 68 Irving St / Portland Use of Building 2 family Date 2/17/11
 Name and address of owner of appliance Justin M. Fletcher 137-B-3
68 Irving St, Portland
 Installer's name and address Jean Lamb
55 High Street, Westbrook, ME Telephone 207-239-7700

Location of appliance:

- Basement Floor
 Attic Roof

Type of Fuel:

- Gas Oil Solid

Appliance Name: (2) Baxi Luna 3 Combi+

U.L. Approved Yes No

Will appliance be installed in accordance with the manufacture's installation instructions? Yes No

IF NO Explain: _____

The Type of License of Installer:

- Master Plumber # MS9001285
 Solid Fuel # _____
 Oil # _____
 Gas # PNT 7145
 Other _____

Type of Chimney:

- Masonry Lined
 Factory built _____
 Metal
 Factory Built U.L. Listing # _____
 Direct Vent
 Type Co-Ax UL# _____

Type of Fuel Tank

- Oil
 Gas

Size of Tank _____
 Dept. of Building Inspections
 City of Portland Maine

Number of Tanks _____

Distance from Tank to Center of Flame _____ feet.

Cost of Work: \$ 9,000

Permit Fee: \$ 100

RECEIVED

FEB 17 2011

Approved

Fire: _____
 Ele.: _____
 Bldg.: _____

Approved with Conditions

- See attached letter or requirement

Inspector's Signature

Date Approved

Signature of Installer

Jean Lamb
 White - Inspector Yellow - File Pink - Applicant's Gold - Assessor's Copy

BUILDING PERMIT INSPECTION PROCEDURES

Please call 874-8703 or 874-8693 (ONLY)

or email: buildinginspections@portlandmaine.gov

With the issuance of this permit, the owner, builder or their designee is required to provide adequate notice to the city of Portland Inspections Services for the following inspections. Appointments must be requested 48 to 72 hours in advance of the required inspection. The inspection date will need to be confirmed by this office.

- **Please read the conditions of approval that is attached to this permit!! Contact this office if you have any questions.**
- **Permits expire in 6 months. If the project is not started or ceases for 6 months.**
- **If the inspection requirements are not followed as stated below additional fees may be incurred due to the issuance of a "Stop Work Order" and subsequent release to continue.**

1. Final - Residential

The project cannot move to the next phase prior to the required inspection and approval to continue, REGARDLESS OF THE NOTICE OF CIRCUMSTANCES.

IF THE PERMIT REQUIRES A CERTIFICATE OF OCCUPANCY, IT MUST BE PAID FOR AND ISSUED TO THE OWNER OR DESIGNEE BEFORE THE SPACE MAY BE OCCUPIED.

PERMIT ISSUED

MAR 22 2017

City of Portland



PORTLAND MAINE

Strengthening a Remarkable City, Building a Community for Life • www.portlandmaine.gov

Director of Planning and Urban Development
Penny St. Louis

Job ID: 2011-02-446-DUP

Located At: 68 IRVING

CBL: 137 - - B - 003 - 001 - - - - -

Conditions of Approval:

Zoning

1. This property shall remain a two family dwelling. Any change of use shall require a separate permit application for review and approval. At this point there is an illegal unit in the attic of this property. The unit needs to be removed or legalized.

Building

1. Equipment must be installed in compliance per the manufacturer's specifications
2. The appliance and venting shall be installed in accordance with the UL listing, IMC 2003 and NFPA 211
3. The installation must comply with the State of Maine gas regulations.

PERMIT ISSUED

MAR 22 2011

City of Portland

201-1392

Job Summary Report
Job ID: 2011-02-446-DUP

Report generated on Feb 18, 2011 1:13:39 PM

Job Type: Duplex	Job Description: 68 Irving	Job Year: 2011
Building Job Status Code: In Review	Pin Value: 682	Tenant Name:
Job Application Date:	Public Building Flag: N	Tenant Number:
Estimated Value: 500	Square Footage:	
Related Parties:	Justin Fletcher	<i>Property Owner</i>
	JASON ARTHUR LAMB - JASON LAMB	<i>PLUMBING CONTRACTOR</i>

Job Charges

Fee Code Description	Charge Amount	Permit Charge Adjustment	Net Charge Amount	Payment Date	Receipt Number	Payment Amount	Payment Adjustment Amount	Net Payment Amount	Outstanding Balance
----------------------	---------------	--------------------------	-------------------	--------------	----------------	----------------	---------------------------	--------------------	---------------------

Location ID: 20134

Location Details

Alternate Id	Parcel Number	Census Tract	GIS X	GIS Y	GIS Z	GIS Reference	Longitude	Latitude
M39327	137 B 003 001		M				-70.28542	43.675067

Location Type	Subdivision Code	Subdivision Sub Code	Related Persons	Address(es)
1				68 IRVING STREET WEST

Location Use Code	Variance Code	Use Zone Code	Fire Zone Code	Inside Outside Code	District Code	General Location Code	Inspection Area Code	Jurisdiction Code
TWO FAMILY		NOT APPLICABLE					DISTRICT 5	DEERING-ROSEMONT

Structure Details

Structure: 68-70 Irving St.

Occupancy Type Code:

Structure Type Code	Structure Status Type	Square Footage	Estimated Value	Address
Two Family Dwelling	0			68 IRVING STREET WEST

Longitude	Latitude	GIS X	GIS Y	GIS Z	GIS Reference
-----------	----------	-------	-------	-------	---------------

User Defined Property	Value
Fire Repairs	1

Permit #: 20111389

Permit Data

Job Summary Report
Job ID: 2011-02-446-DUP

Report generated on Feb 18, 2011 1:13:39 PM

Location Id	Structure Description	Permit Status	Permit Description	Issue Date	Reissue Date	Expiration Date
20134	68-70 Irving St.	Initialized	Fire Blocking, handrails, fire doors			

Inspection Details						
Inspection Id	Inspection Type	Inspection Result Status	Inspection Status Date	Scheduled Start Timestamp	Result Status Date	Final Inspection Flag

Fees Details								
Fee Code Description	Charge Amount	Permit Charge Adjustment	Permit Charge Adj Remark	Payment Date	Receipt Number	Payment Amount	Payment Adjustment Amount	Payment Adj Comment
Job Valuation Fees	\$30.00							

Permit #: 20111392

Permit Data						
Location Id	Structure Description	Permit Status	Permit Description	Issue Date	Reissue Date	Expiration Date
20134	68-70 Irving St.	Initialized	2 Baxi Luna Boilers in basement			

Inspection Details						
Inspection Id	Inspection Type	Inspection Result Status	Inspection Status Date	Scheduled Start Timestamp	Result Status Date	Final Inspection Flag

Fees Details								
Fee Code Description	Charge Amount	Permit Charge Adjustment	Permit Charge Adj Remark	Payment Date	Receipt Number	Payment Amount	Payment Adjustment Amount	Payment Adj Comment
HVAC Permit Fee	\$100.00							

NG
5.6Z
.7Z

BAXI

LUNA 3 COMFORT

High efficiency gas fired wall mounted combination boiler
Chaudière murale à gaz à rendement élevé

WARNING: If the information in this manual is not followed exactly, a fire or explosion may result causing property damage, personal injury or death.

- Do not store or use gasoline or other flammable vapors and liquids in the vicinity of this or any other appliance.
- WHAT TO DO IF YOU SMELL GAS
 - Do not try to light any appliance.
 - Do not touch any electrical switch; do not use any phone in your building.
 - Immediately call your gas supplier from a neighbor's phone. Follow the gas supplier's instructions.
 - If you cannot reach your gas supplier, call the fire department.
- Installation and service must be performed by a qualified installer, service agency or the gas supplier.

AVERTISSEMENT: Assurez-vous de bien suivre les instructions données dans cette notice pour réduire au minimum le risque d'incendie ou d'explosion ou pour éviter tout dommage matériel, toute blessure ou la mort.

- Ne pas entreposer ni utiliser d'essence ou ni d'autres vapeurs ou liquides inflammables à proximité de cet appareil ou de tout autre appareil.
- QUE FAIRE SI VOUS SENTEZ UNE ODEUR DE GAZ
 - Ne pas tenter d'allumer d'appareil.
 - Ne touchez à aucun interrupteur; ne pas vous servir des téléphones se trouvant dans le bâtiment.
 - Appelez immédiatement votre fournisseur de gaz depuis un voisin.
Suivez les instructions du fournisseur.
 - Si vous ne pouvez rejoindre le fournisseur, appelez le service des incendies.
- L'installation et l'entretien doivent être assurés par un installateur ou un service d'entretien qualifié ou par le fournisseur de gaz.

Installation and servicing instructions *Notice d'installation et d'entretien*



BAXI S.p.A., one of the leading European enterprises to produce central heating and hot water devices for domestic use (wall-mounted gaz-operated boilers, floor-standing boilers, electrical water-heaters and steel heating plates) has obtained the QSC certificate of conformity to the UNI EN ISO 9001 norms. This certificate guarantees that the Quality System applied at the **BAXI S.p.A.** factory in Bassano del Grappa, where your boiler was produced, meets the standards of the UNI EN ISO 9001 norm, which is the strictest and concerns all organization stages and operating personnel involved in the production and distribution processes.

BAXI S.p.A., l'une des entreprises leader en Europe dans la production d'appareils de chauffage et sanitaires à usage domestique, (chaudières murales à gaz, chaudières au sol, chauffe-eau électriques, plaques de chauffe en acier), a obtenu la certification CSQ de conformité aux normes UNI EN ISO 9001. Ce certificat assure que le Système de Qualité en usage aux usines **BAXI S.p.A.** de Bassano del Grappa, où l'on a produit cette chaudière, satisfait la plus sévère des normes - c'est-à-dire la UNI EN ISO 9001 - qui concerne tous les stades d'organisation et le personnel intéressé du procès de production et distribution.

right or left).

2. Measure the distance from the outside wall face to the elbow (Fig. 3). This dimension will be known as 'X'.
3. Taking the air intake (outer pipe), mark dimension 'X' as shown (Fig. 4). Measure the length of waste material, and transfer the dimension to the exhaust pipe (inner pipe (Fig. 4).
4. Remove the waste from both pipes. Ensure that the cut ends are square and free from burrs.
5. Remove the flue elbow from the adaptor.

IMPORTANT: Check all measurements before cutting. Clearance to combustible materials when using concentric system is zero.

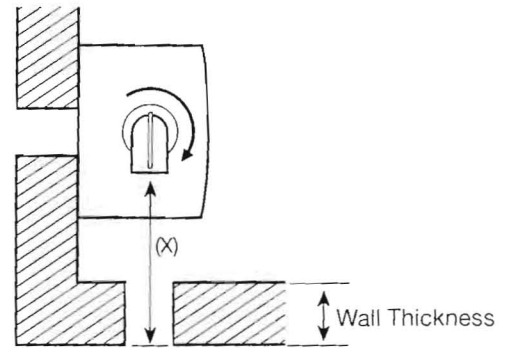
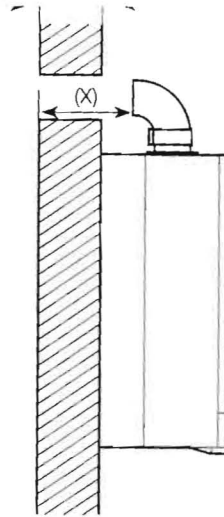


Fig. 3

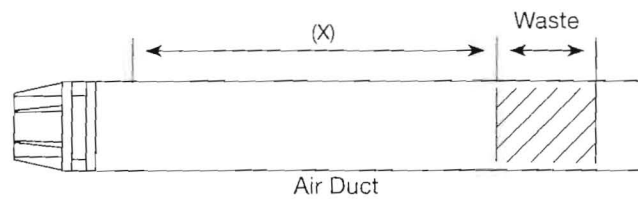


Fig. 4

1. The Baxi boiler can be fitted with flue systems as illustrated.
2. The standard flue supplied with the boiler is suitable only for horizontal applications.
3. The maximum flue lengths are:

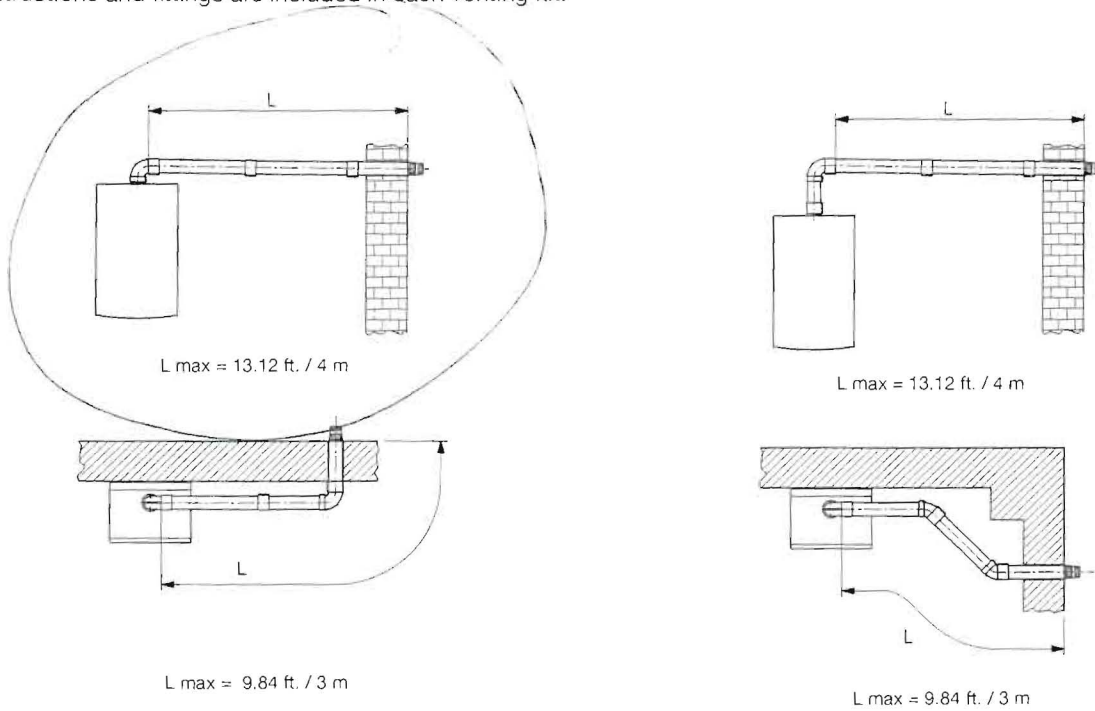
Concentric (coaxial): 13.12 ft./4 m
 Vertical: 13.12 ft./4 m

4. Any additional "in line" elbows in the flue system must be taken into consideration.
 Their equivalent lengths are:-
 Concentric (Coaxial) Pipes:

45° bend: 1.64 ft./0.5 m
 90° bend: 0.82 ft./1.0 m

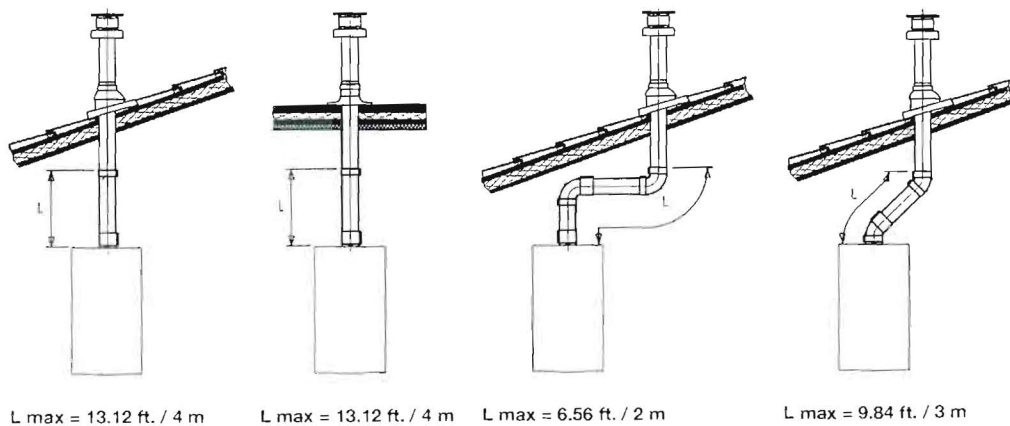
NOTE: The elbow supplied with the standard horizontal flue is not included in any equivalent length calculations

5. The illustrations below show examples of maximum equivalent lengths.
6. Instructions and fittings are included in each venting kit.



0512_2001

Fig. 9a



0503_0908/CG1641



CITY OF PORTLAND, MAINE

Division of Building Inspections

Original Receipt

2.17. 2011

Received from Justin Fletcher

Location of Work 68 Irving

Cost of Construction \$ _____ Building Fee \$ _____

Permit Fee \$ _____ Site Fee \$ _____

Certificate of Occupancy Fee \$ _____

Total: 100

Building (IL) ___ Plumbing (I5) ___ Electrical (I2) ___ Site Plan (U2) ___

Other _____

CBL: 137-B-3

Check #: CAW Total Collected 100

No work is to be started until permit issued.

Please keep original receipt for you records.

Taken by: S. J.