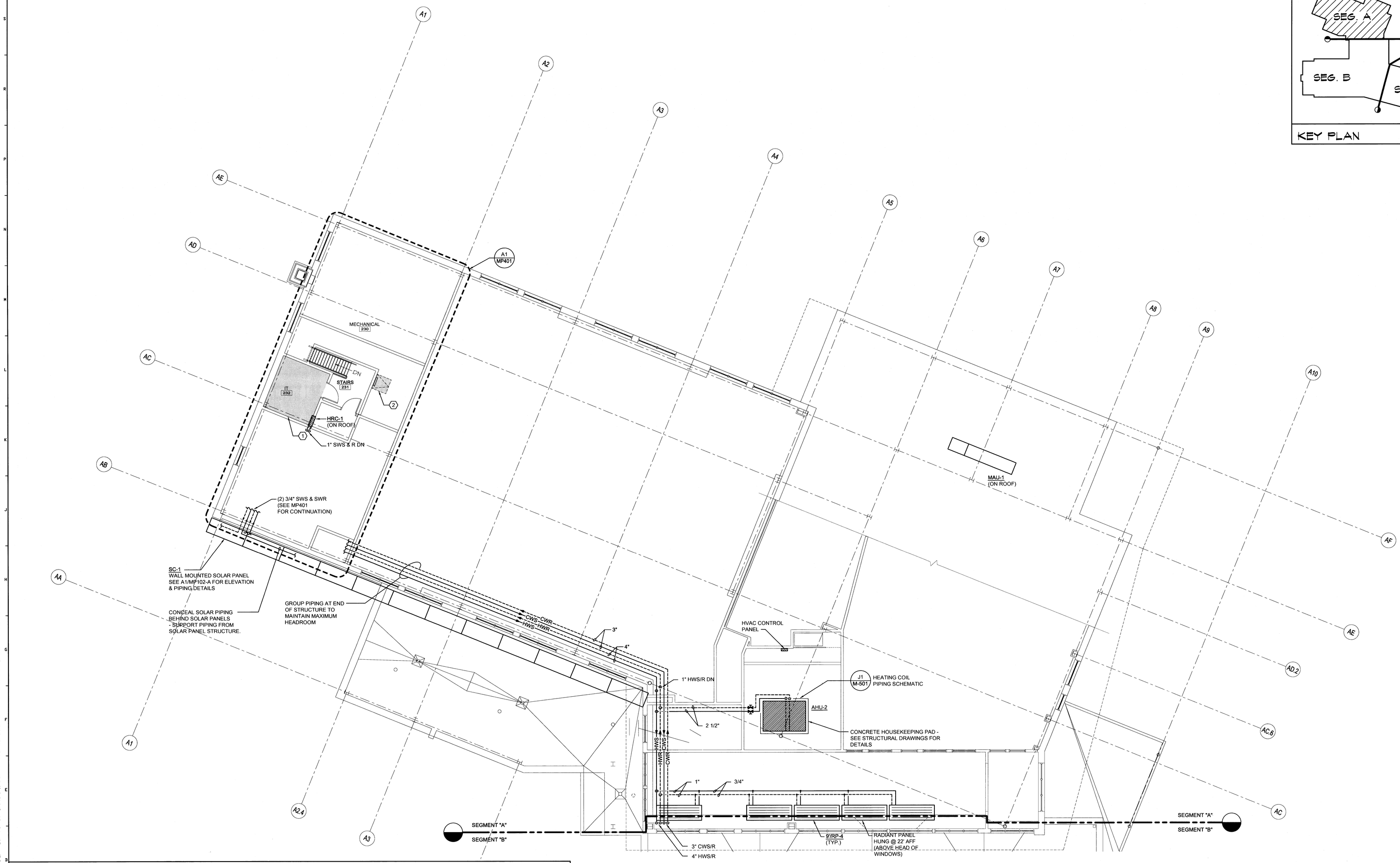

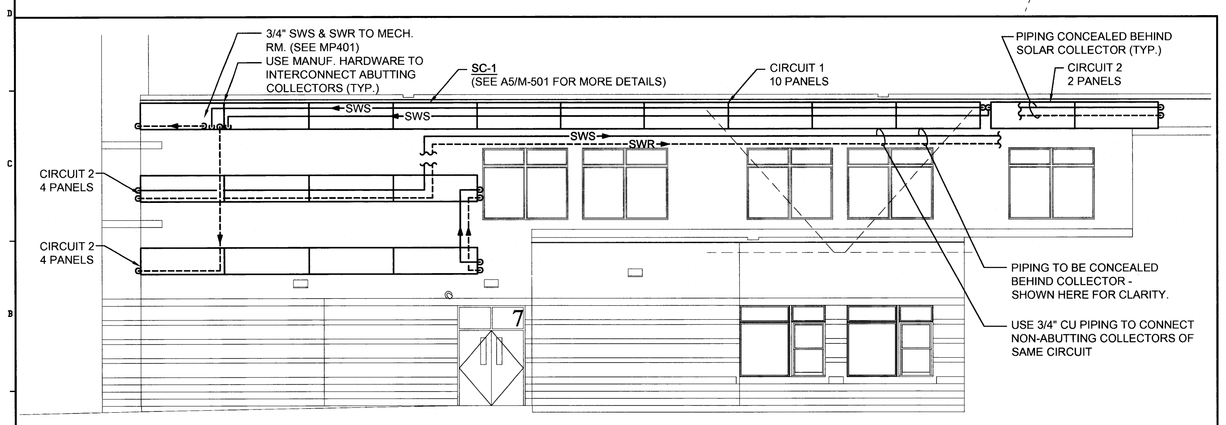

A1	SOLAR COLLECTOR ARRAY ELEVATION & PIPING DETAIL
1/8" = 1'-0"	--

A8	SECOND FLOOR MECHANICAL PIPING PLAN - SEG. A
1/8" = 1'-0"	--

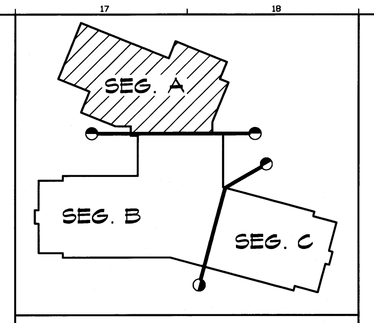

KEY PLAN

TECHNICAL NOTES:

1. ELECTRICAL SPACE, NO PIPING PERMITTED IN THIS AREA.
2. ROOF HATCH, NO PIPING PERMITTED IN THIS AREA.

GENERAL NOTES:

1. ALL PIPE BRANCHES SHALL BE 3/4" UNLESS OTHERWISE NOTED.

REV.	DESCRIPTION	DATE
--	--	--
--	--	--
--	--	--
0	----	00.00.00

PERMIT APPLICATION SUBMISSION 3-18-09

CURRENT ISSUE STATUS:

MAG NORTH

PROJECT NORTH

STATE OF MAINE DANIEL C. MONROE No. 9977 LICENSED PROFESSIONAL ENGINEER

03.18.09

WBRC ARCHITECTS · ENGINEERS

WWW.WBRCAE.COM
BANGOR, MAINE 207-947-4211
PORTLAND, MAINE 207-828-4211
SARASOTA, FLORIDA 946-556-0757

OCEAN AVENUE ELEMENTARY SCHOOL
PORTLAND, ME

PROJECT:

SECOND FLOOR MECHANICAL PIPING PLAN - SEG. A

SHEET TITLE:

WBRC CAD FILE:	331610-MP102-A
PROJECT No.	331610
SCALE:	1/8" = 1'-0"
PROJECT MANAGER:	MEJ
DRAWN BY:	CGB
CHECKED BY:	DMON
GRAPHIC SCALE:	0" 1"
SHEET No.	MP102-A

© COPYRIGHT 2009 WBRC

3/18/2009 9:39 AM I:\3301-3400\331610 OCEAN AVE. ELEMENTARY SCHOOL - SD TO CA\DWGS\OCEAN AVENUE ELEMENTARY SCHOOL\OCEAN AVENUE ELEMENTARY SCHOOL\SHEETS\331610-MP102-A SECOND FLOOR MECHANICAL PIPING PLAN - SEG. A.DWG COURTNEY.BUNKER