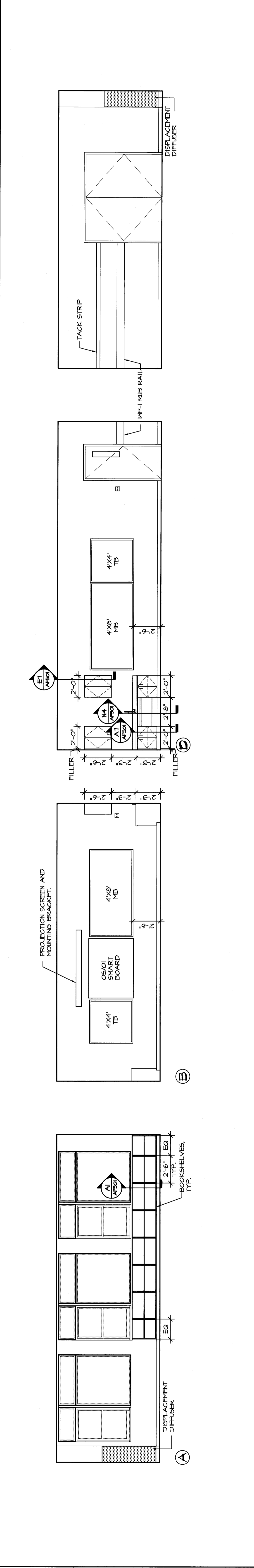
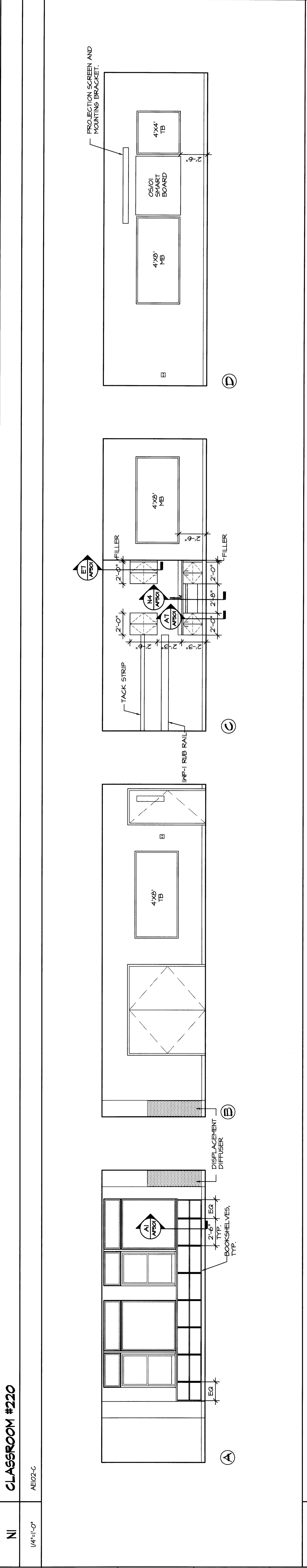


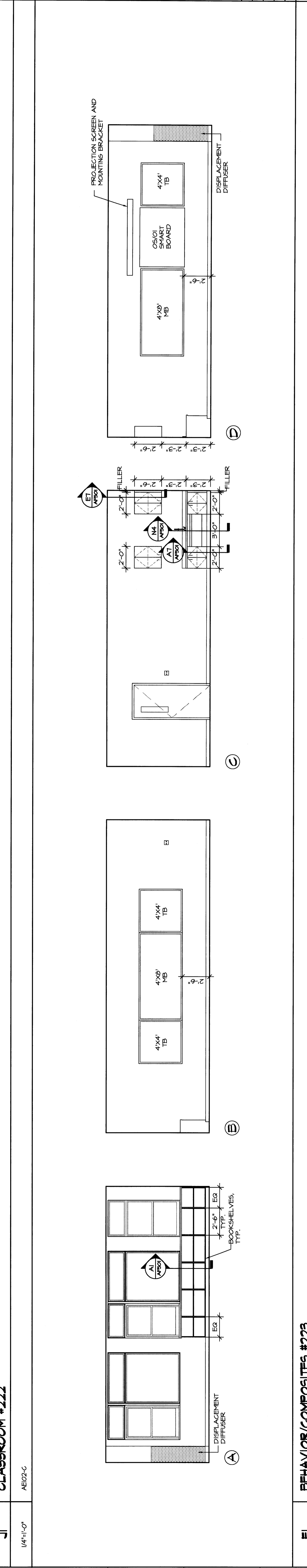
- GENERAL INTERIOR ELEVATION NOTES:**
- REFER TO ARCHITECTURAL ABBREVIATIONS ON SHEET G1002 FOR ALL ABBREVIATIONS
 - REFER TO K1/AE205 FOR TYPICAL TOILET ACCESSORY LEGEND AND MOUNTING HEIGHT INFORMATION
 - G.C. SHALL PROVIDE AND INSTALL BLOCKING, BRACKETS AND PROJECTION SCREENS AND MOUNTING BRACKETS FOR THE PROPER INSTALLATION OF ALL CASEWORK (BOTH CONTRACTOR AND OWNER SUPPLIED) AND CASEWORK VISUAL DISPLAY UNITS AND CASEWORK LAMINATE. ALL CASEWORK SUCH SUPPORTS ARE SHOWN OR NOT, G.C. TO COORDINATE BLOCKING REQUIREMENTS OF OWNER SUPPLIED ITEMS WITH THE OWNER.
 - REFER TO A801 FOR ALL DOOR TYPES, STYLE AND FRAME STYLES.
 - ALL EQUIPMENT, CASEWORK, ETC TO BE C.S.C.I. U.N.O.
 - REFER TO DIVISION 6 SPECIFICATION FOR DETAILED INFORMATION RELATED TO MILLWORK WOOD CABINETS.
 - CABINETS SHOWN TO ILLUSTRATE INTENT. IT IS THE RESPONSIBILITY OF THE CONTRACTOR TO VERIFY ALL CABINET DOORS AND DRAWERS OPEN TO THEIR FULL EXTENT WITHOUT INTERFERENCE SUCH AS HARDWARE.
 - ALL FILLER PANELS AND FINISHED END PANELS TO MATCH WOOD CABINETS IN SPECIES AND FINISH.
 - "CJ" DENOTES GMB CONTROL JOINT LOCATIONS.
 - "CG" DENOTES CORNER GUARD LOCATIONS.
 - AGBER PANELS GRAPHICALLY INDICATE VERTICALLY. REFER TO SPECIFICATIONS FOR GRAIN DIRECTION NOT SHOWN.



- CLASSROOM #222**
AE02-C




- BEHAVIOR/COMPOSITES #223**
AE02-C



REV.	DESCRIPTION	DATE
0		00.00.00

PERMIT APPLICATION
SUBMISSION 3-18-09
CURRENT ISSUE STATUS:



WBRC
ARCHITECTS - ENGINEERS
BANKS, MAZE, POT, MC, & CO.
ARCHITECTS - ENGINEERS
100 WATER STREET, SUITE 200
PORTLAND, ME 04101

OCEAN AVENUE ELEMENTARY
SCHOOL
PORTLAND, ME

PROJECT: INTERIOR ELEVATIONS

SHEET TITLE:	
WBRC JOB FILE:	331610-AE218
PROJECT No.:	331610
SCALE:	AS NOTED
PROJECT MANAGER:	MEJ
DRAWN BY:	MEJ
CHECKED BY:	MEJ
SHEET No.:	AE218