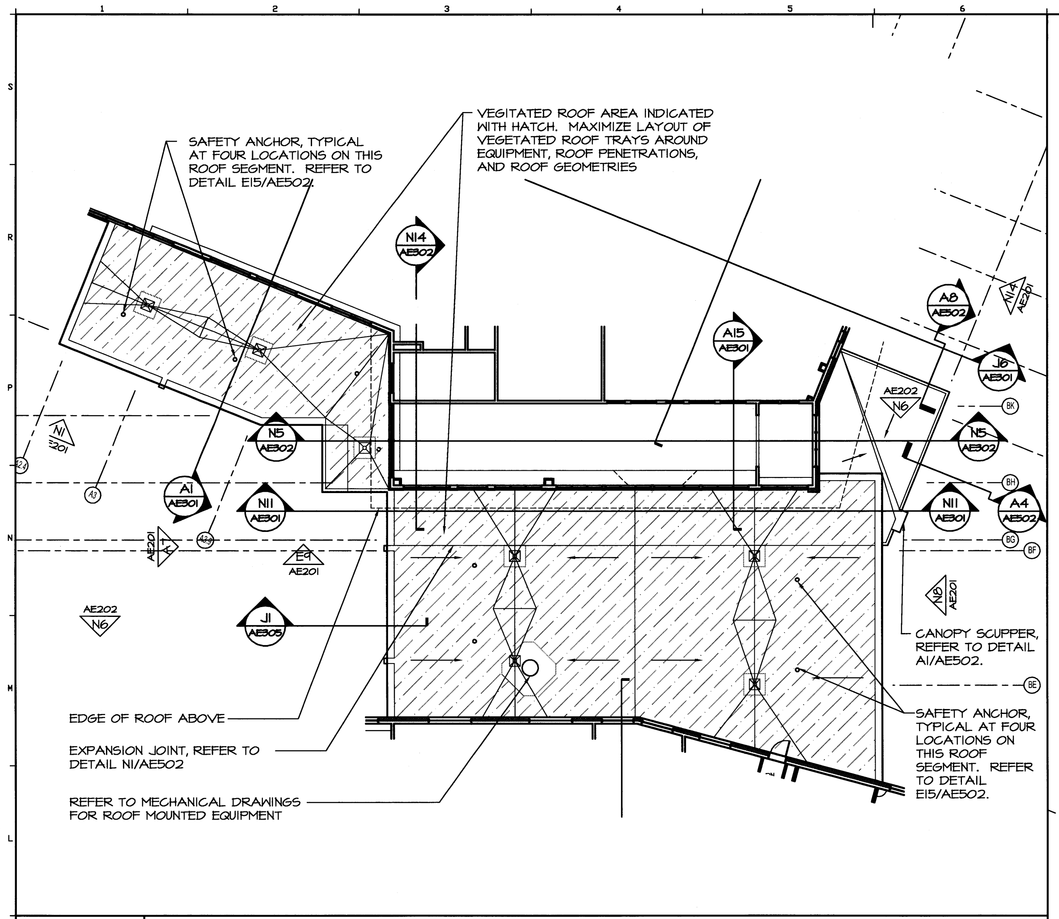

K1	LOW ROOF PLAN
1/16"=1'-0"	--

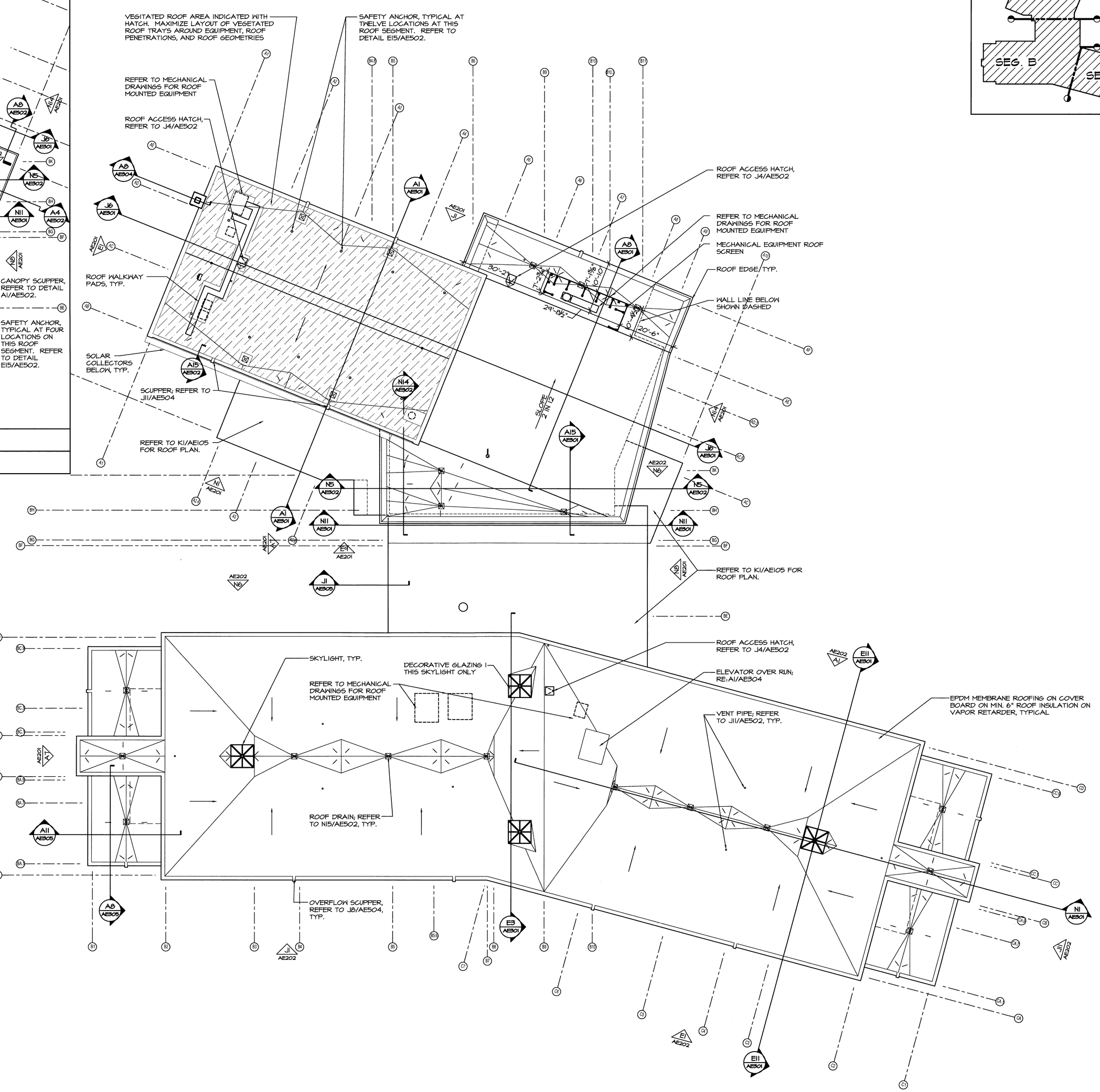

A1	HIGH ROOF PLAN
1/16"=1'-0"	--

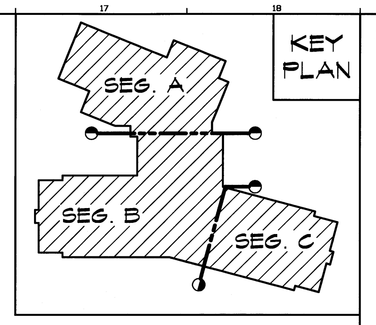

KEY PLAN

GENERAL ROOFING PLAN NOTES:

1. REFER TO AE502 FOR ROOF DETAILS.
2. PROVIDE CRICKETS AT HIGH SIDE OF ALL ROOF EQUIPMENT AND PENETRATIONS TO ALLOW FOR PROPER FLOW OF WATER.
3. SUPPLY ADEQUATE SUPPORT STRUCTURE FOR ALL EQUIPMENT AND ROOF PENETRATIONS SHOWN ON THIS DRAWING OR ON OTHER DRAWINGS THROUGHOUT THIS SET OF DOCUMENTS.

REV.	DESCRIPTION	DATE
--	--	--
--	--	--
--	--	--
0	----	00.00.00

PERMIT APPLICATION SUBMISSION 3-18-09

CURRENT ISSUE STATUS:

MAG NORTH

PROJECT NORTH

LICENSED ARCHITECT MICHAEL E. JOHANNING No. 3867 STATE OF MAINE 3-18-09

WBRC ARCHITECTS · ENGINEERS
WWW.WBRCAE.COM
BANGOR, MAINE 207-947-4321
PORTLAND, MAINE 207-828-4321
SARASOTA, FLORIDA 941-556-0757

OCEAN AVENUE ELEMENTARY SCHOOL
PORTLAND, ME

PROJECT:

ROOF PLAN

SHEET TITLE:

WBRC CAD FILE: 331610-AE105

PROJECT No.	331610
SCALE:	AS NOTED
PROJECT MANAGER:	MEJ
DRAWN BY:	RAD
CHECKED BY:	MEJ

GRAPHIC SCALE: 0" 1"

SHEET No. AE105

© COPYRIGHT 2008 WBRC

3/18/2009 2:46 PM I:\3301-3400\331610 OCEAN AVE. ELEMENTARY SCHOOL - SD TO CA\DWGS\OCEAN AVENUE ELEMENTARY SCHOOL\OCEAN AVENUE ELEMENTARY SCHOOL\SHEETS\331610-AE105 ROOF PLAN.DWG MARK.STILLMAN