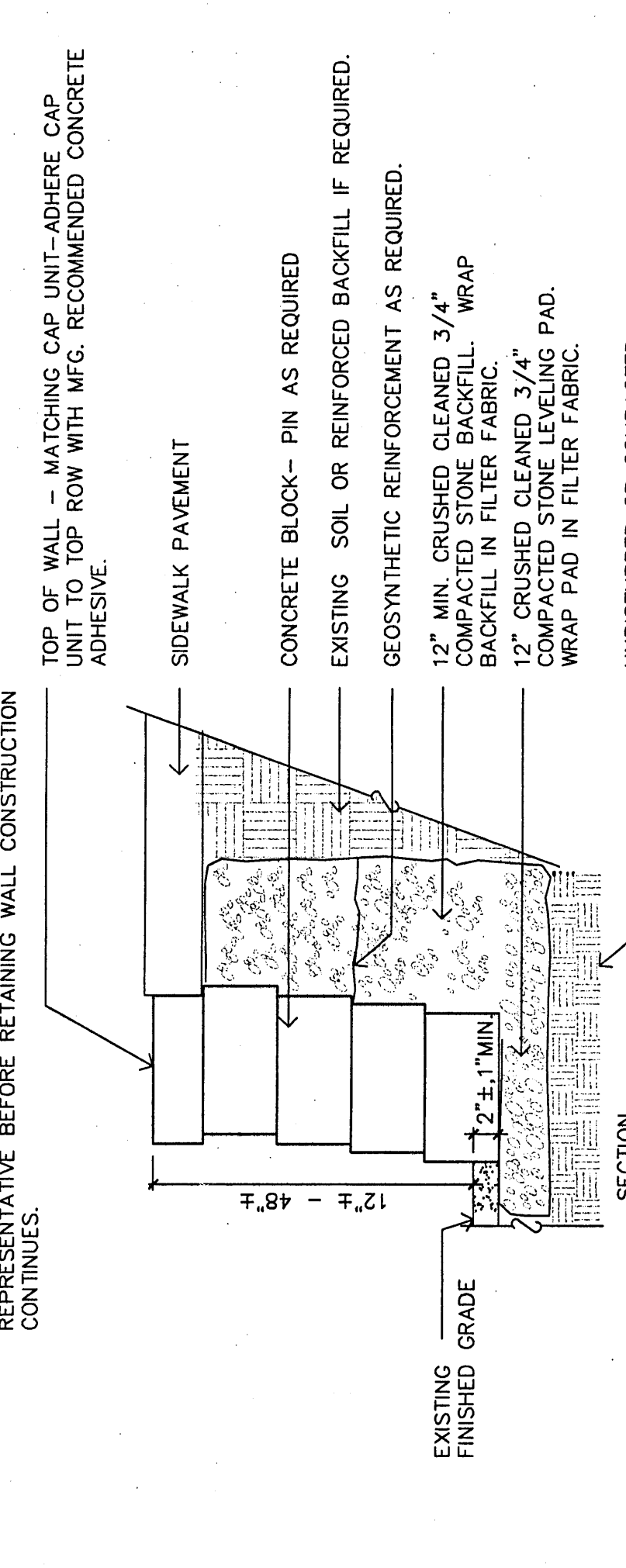


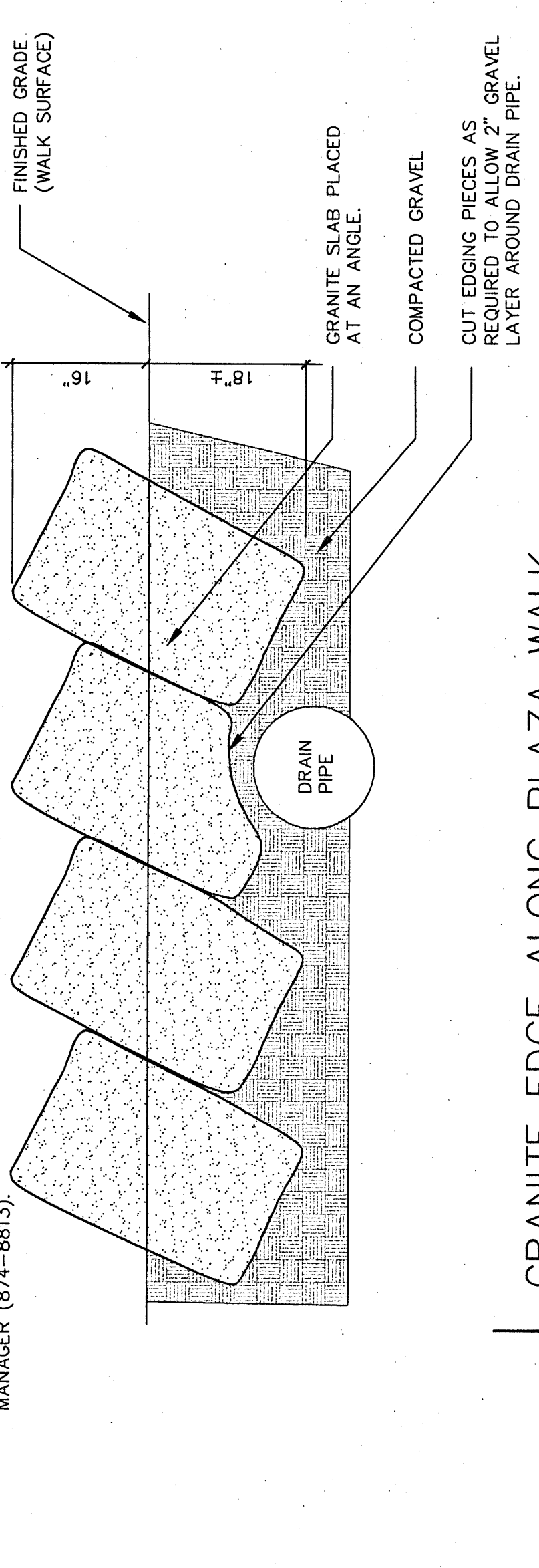
DECIDUOUS TREE PLANTING SECTION
N.T.S.

- NOTES:
- MODULAR CONCRETE BLOCK WALL TO BE AS MANUFACTURED AND DISTRIBUTED BY VERSA-LOK OR APPROVED EQUALS. SEE ADDITIONAL INSTALLATION INFORMATION (603) 883-3042.
 - THE CONTRACTOR SHALL PREPARE AN ENGINEERED WALL DESIGN AND APPROVED BY THE SEGMENTAL BLOCK WALL MANUFACTURER. THE WALL DESIGN SHALL BE SUBMITTED TO THE OWNER'S REPRESENTATIVE FOR REVIEW AND APPROVAL.
 - THE RETAINING WALL IS TO BE CONSTRUCTED FOLLOWING THE DRAWINGS AND THE MANUFACTURER'S RECOMMENDATIONS. THE OWNER'S REPRESENTATIVE SHALL BE NOTIFIED IMMEDIATELY OF ANY DISCREPANCIES BETWEEN THE DRAWINGS, STANDARD MANUFACTURER'S RECOMMENDATIONS. THE CONTRACTOR SHALL WAIT FOR A RESOLUTION FROM THE OWNER'S REPRESENTATIVE BEFORE RETAINING WALL CONSTRUCTION CONTINUES.
 - WHERE CONCRETE BLOCKS MUST BE CUT THEY SHALL BE SCORED WITH A CHISEL AND BROKEN.
 - STEP WALL UP TO REQUIRED GRADE AS DICTATED BY GRADES SHOWN ON THE GRADING PLAN. STEP ONE COARSE AT A TIME.
 - THE CONTRACTOR SHALL COORDINATE WALL DESIGN AND CONSTRUCTION WITH DESIGN AND CONSTRUCTION OF THE SIDEWALK AND METAL GUARDRAIL.
 - DUE TO HIGH GROUNDWATER AND OUTLETING ISSUES, IN LIEU OF DRAIN PIPE AT BASE OF WALL THICKNESS OF STONE PAD HAS BEEN INCREASED AND STONE IS REQUIRED TO BE PLACED ON FILTER FABRIC TO PREVENT MIGRATING FINES FROM CLOGGING THE STONE.

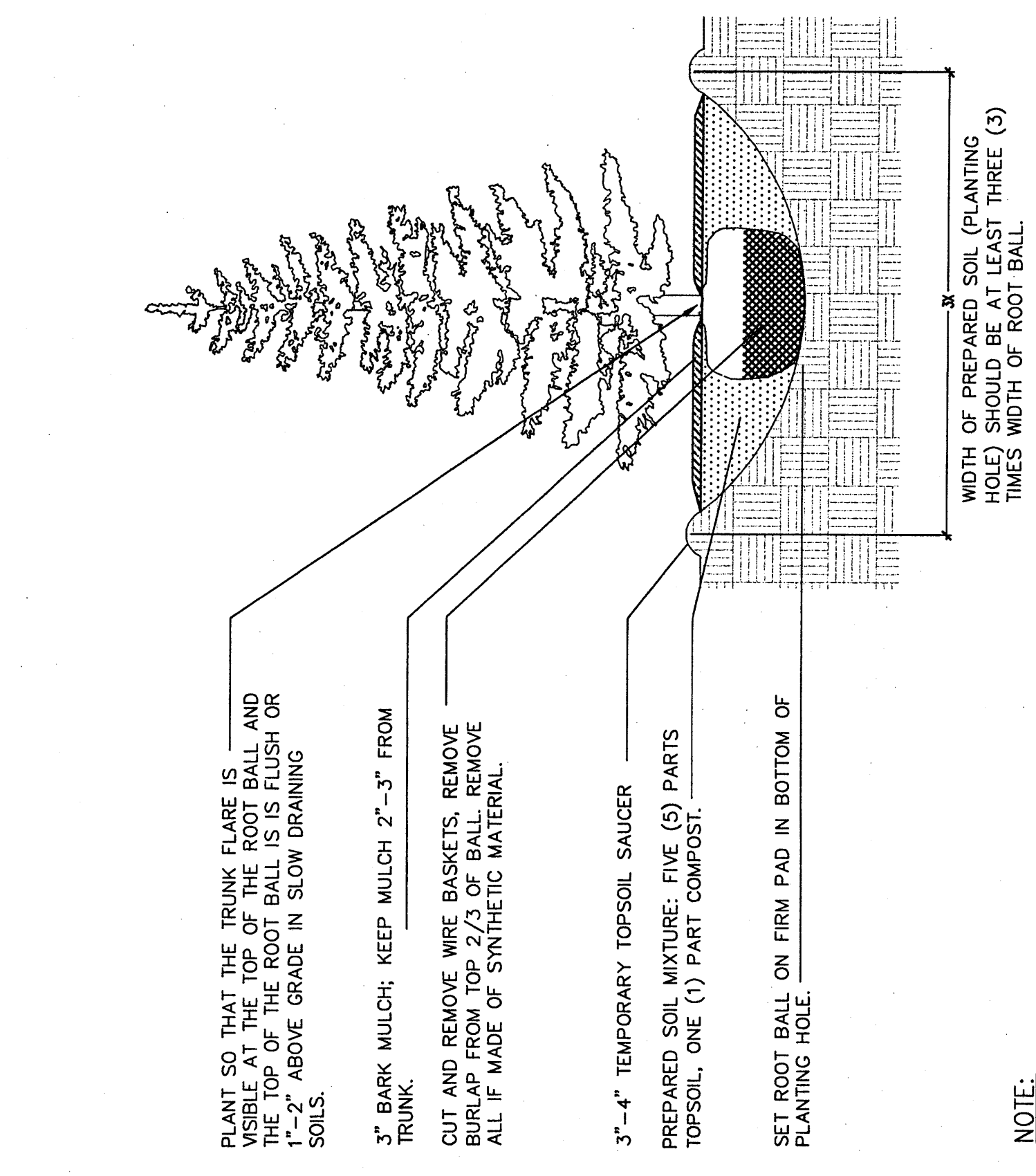


SEGMENTAL BLOCK RETAINING WALL
N.T.S.

- NOTES:
- GRANITE EDGE PIECES TO BE PLACED BUTT TIGHT.
 - GRANITE EDGE PIECES TO BE 6"± THICK, 16"± WIDE AND 3'± LONG.
 - GRANITE EDGE PIECES, TO BE SELECTED AND HAULED TO PROJECT SITE BY THE CONTRACTOR. FROM USED GRANITE PIECES IN CITY OF PORTLAND, MAINE. CONTRACTOR TO OBTAIN REPRESENTATIVE TO REVIEW GRANITE EDGE PIECES PRIOR TO LOADING AT SALVAGE YARD.
 - CONTRACTOR TO COORDINATE GRANITE SELECTION WITH CITY OF PORTLAND, MAINE (ENGR. SIEVE EARLY, STREETS AND UTILITIES MANAGER (874-8813).

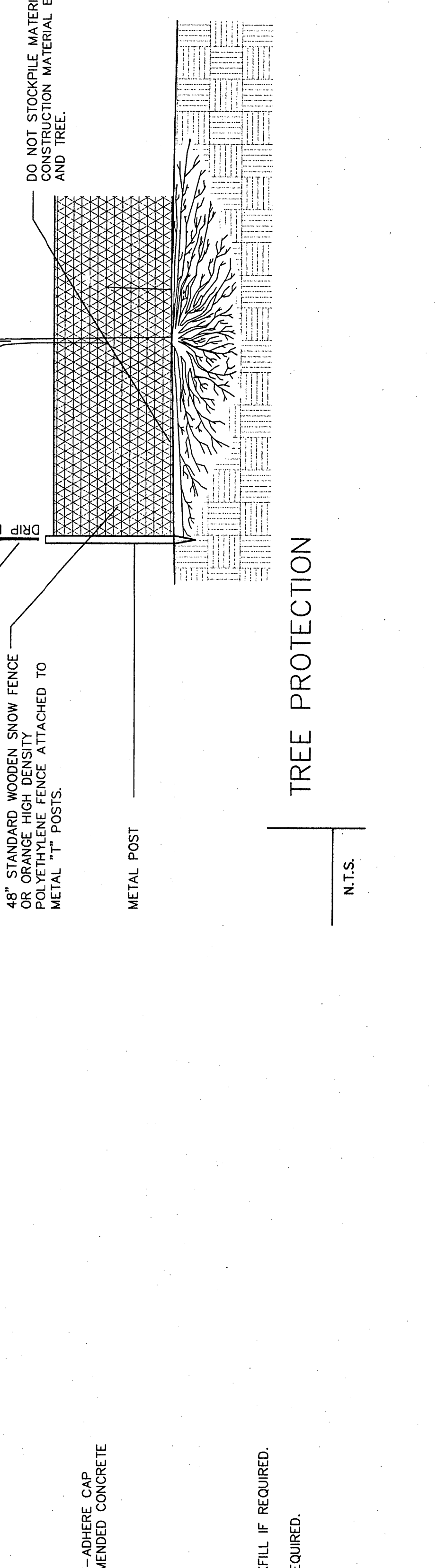


GRANITE EDGE ALONG PLAZA WALK
N.T.S.

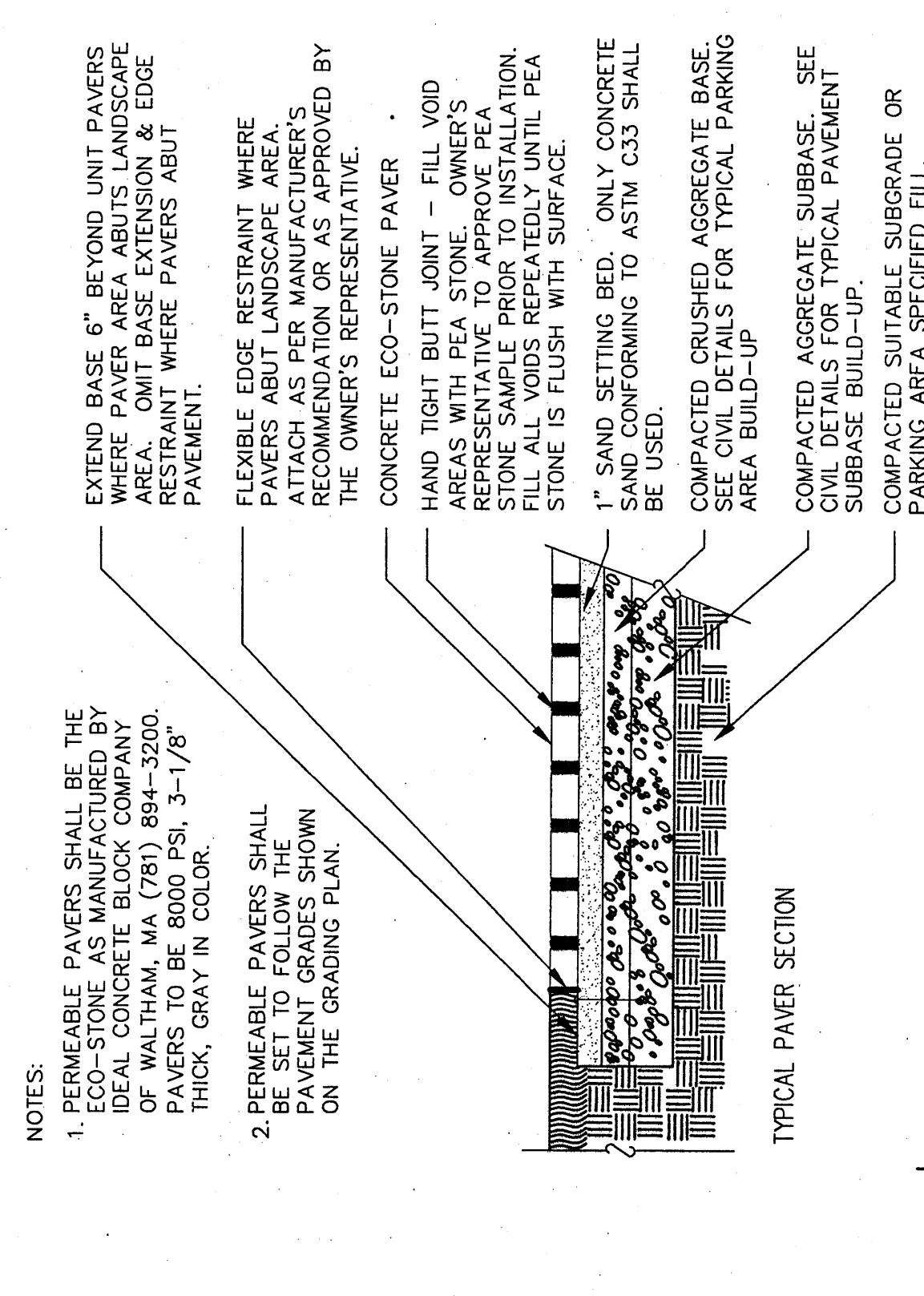


EVERGREEN TREE PLANTING SECTION
N.T.S.

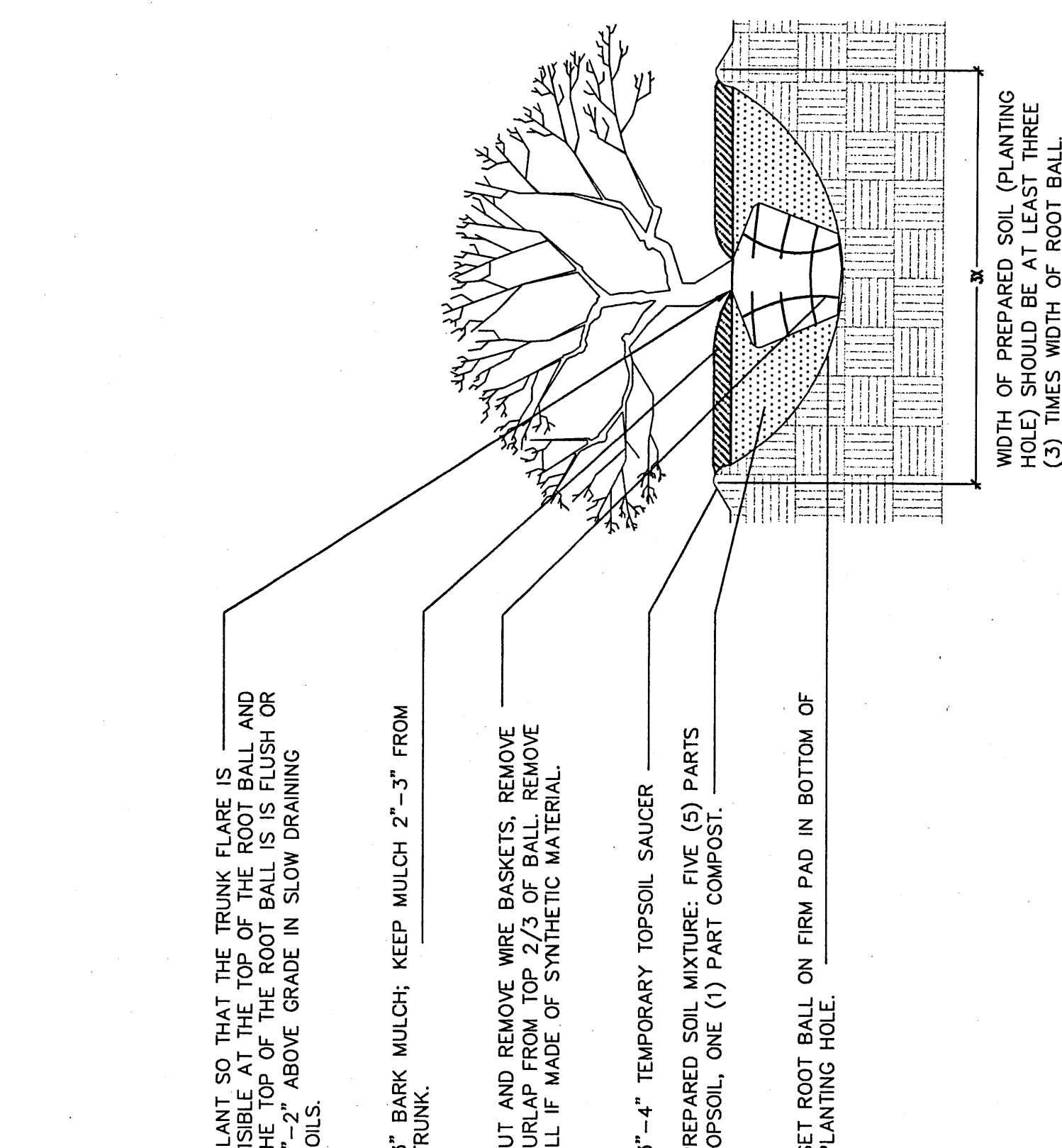
- NOTES:
- ALL DEAD AND DISEASED LIMBS SHALL BE PRUNED PRIOR TO BEGINNING CONSTRUCTION. ALL PRUNING AND TREE PROTECTION SHALL BE DONE BY A MAINE LICENSED ARBORIST.
 - NO EQUIPMENT SHALL BE PARKED OR STORED UNDER THE EXISTING TREE CANOPY.
 - IN AREAS WHERE THE PROPOSED EXCAVATION WILL IMPACT THE EXISTING TREE ROOTS THE ROOTS SHALL BE PRUNED BY A LICENSED ARBORIST.



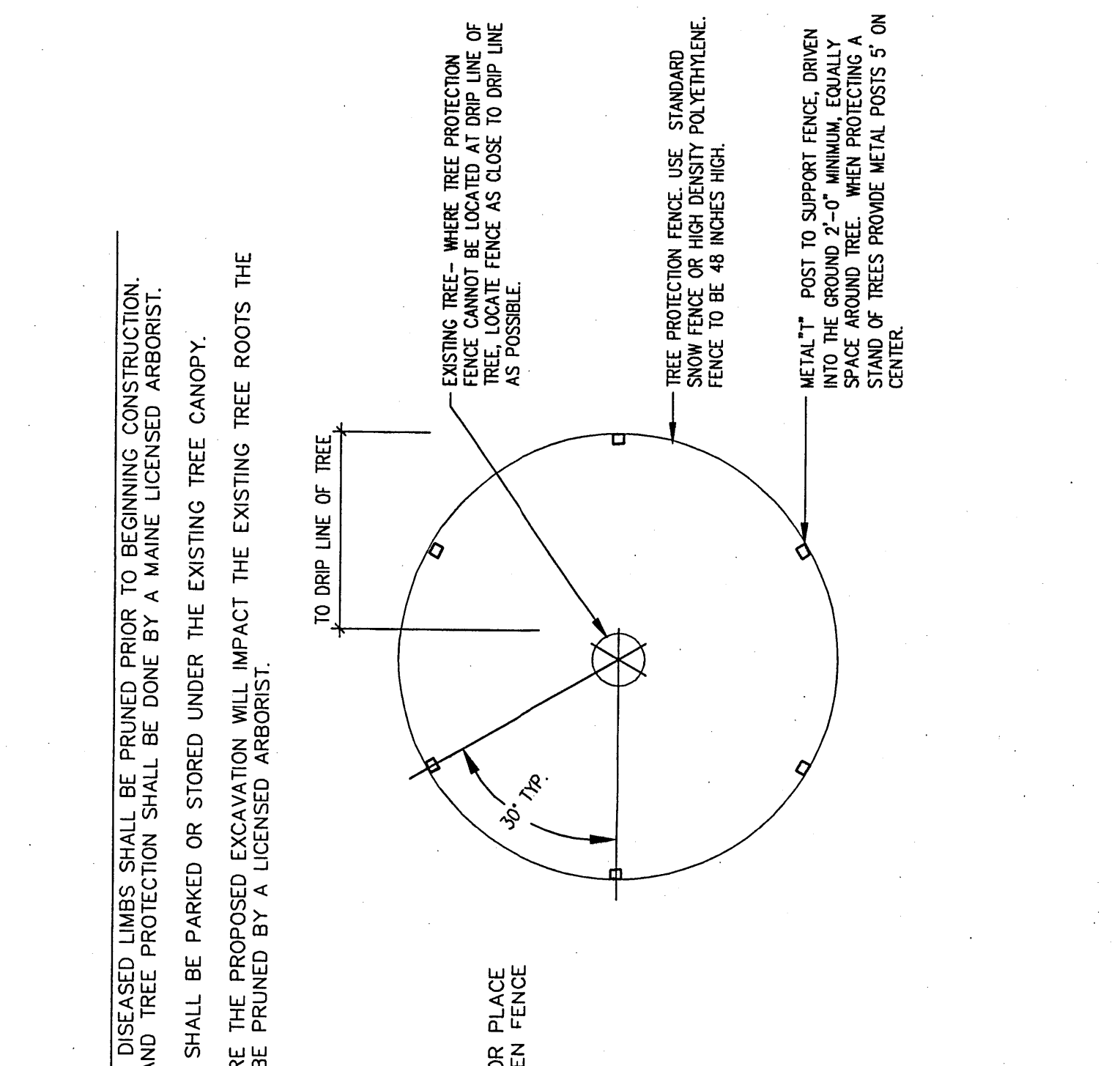
TREE PROTECTION
N.T.S.



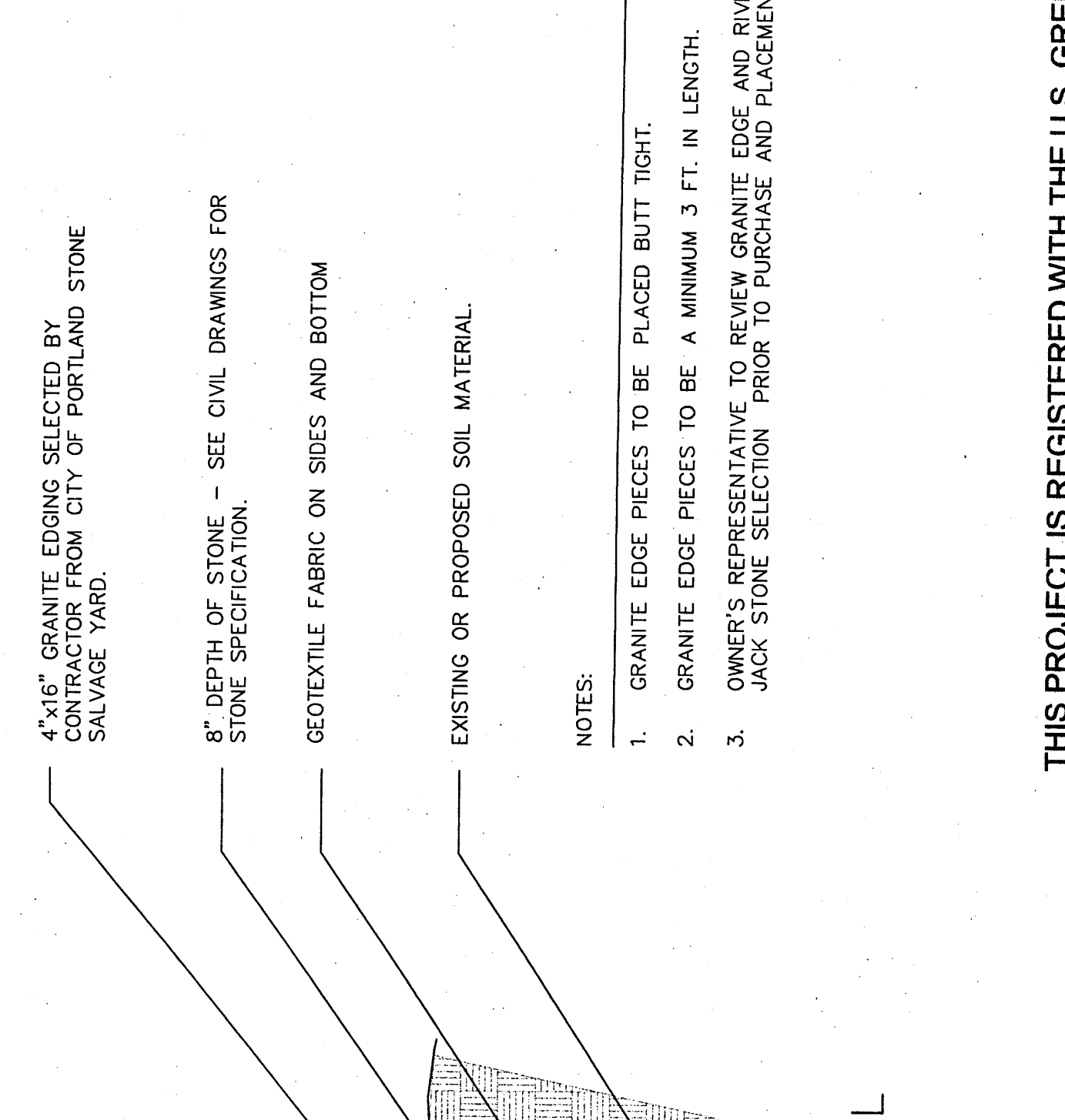
PERMEABLE PRECAST CONCRETE UNIT PAVER
N.T.S.



SHRUB PLANTING SECTION
N.T.S.

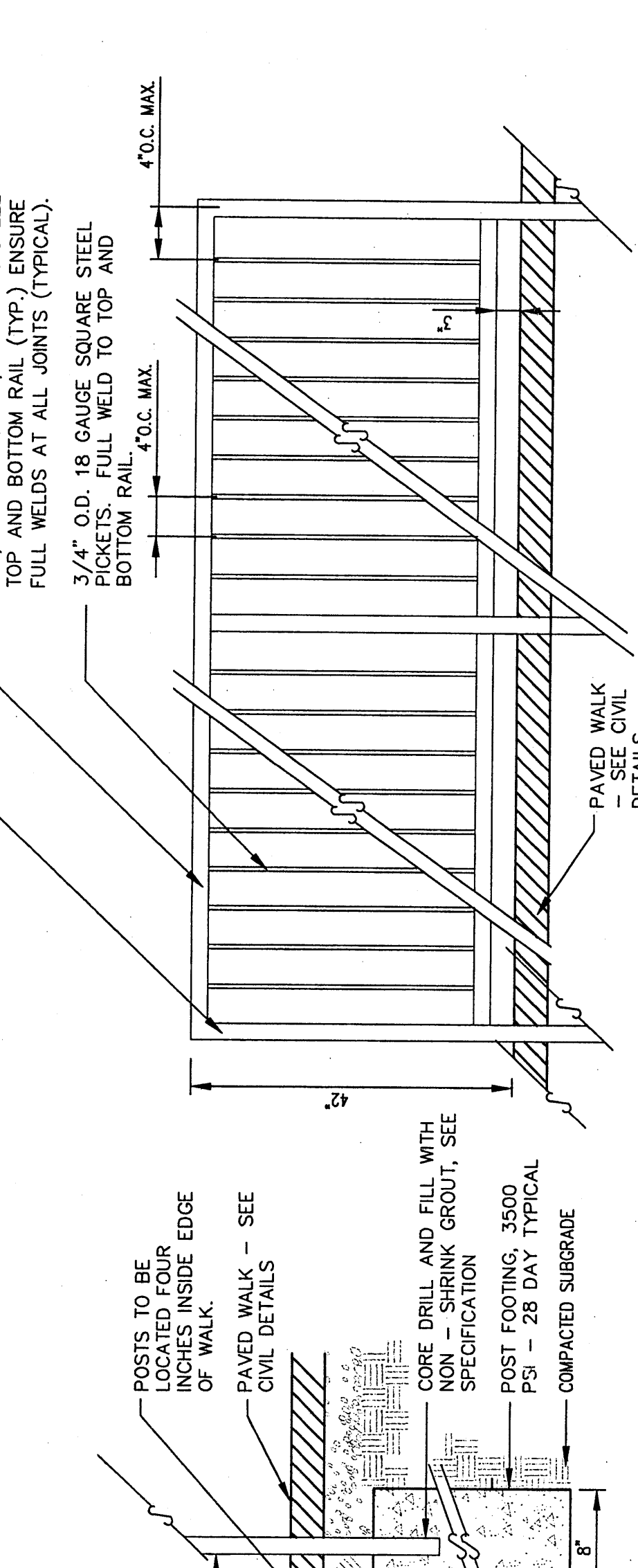


WALKWAY STEEL PICKET GUARDRAIL
N.T.S.



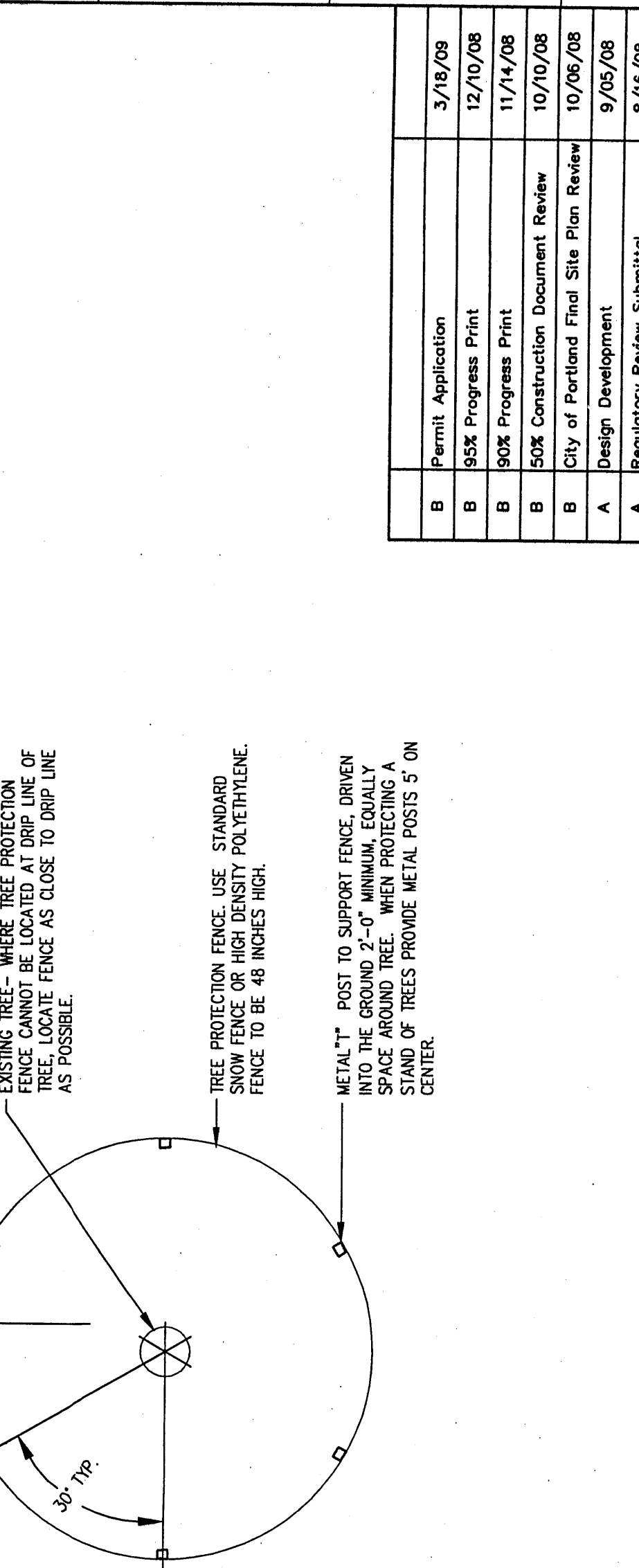
GRANITE EDGED CHANNEL
N.T.S.

- NOTE:
- PAINTING - SHOP PRIME, MID COAT AND FINISH COAT TO BE COMPONENTS OF COATING SYSTEM MANUFACTURED BY SAME MANUFACTURER AND RECOMMENDED AS QUALITY COATING SYSTEM FOR ALLOY RAILS. PAINT SHALL BE FURNISHED AND INSTALLED BY CONTRACTOR. CONTRACTOR TO OBTAIN REPRESENTATIVE TO REVIEW GRANITE EDGE AND RIVER JACK STONE SELECTION PRIOR TO PURCHASE AND PLACEMENT.
 - CONTRACTOR SHALL COORDINATE POST FOOTING LOCATIONS AND CONSTRUCTION OF WITH THE DESIGN AND CONSTRUCTION OF THE SIDEWALK AND METAL GUARDRAIL. CONTRACTOR TO OBTAIN REPRESENTATIVE TO REVIEW GRANITE EDGE AND RIVER JACK STONE SELECTION PRIOR TO PURCHASE AND PLACEMENT.
 - 1 1/2" O.D. SQUARE, 14 GAUGE STEEL TOP AND BOTTOM RAIL (TYP.) ENSURE FULL WELDS AT ALL JOINTS (TYPICAL).
 - 3/4" O.D. 18 GAUGE SQUARE STEEL PICKETS. FULL WELD TO TOP AND BOTTOM RAILS.
 - POSTS TO BE LOCATED INSIDE EDGE OF WALK - SEE CIVIL DETAILS.
 - PAVED WALK - SEE CIVIL DETAILS.
 - CORE DRILL AND FILL WITH NON-SHRINK GROUT, SEE SPECIFICATION.
 - POST FOOTING, 3500 PSF - 28 DAY TYPICAL
 - COMPACTED SUBGRADE
 - 8"
 - 7'-0"
 - 4"
 - 4" O.C. MAX.
 - 4" O.C. MAX.



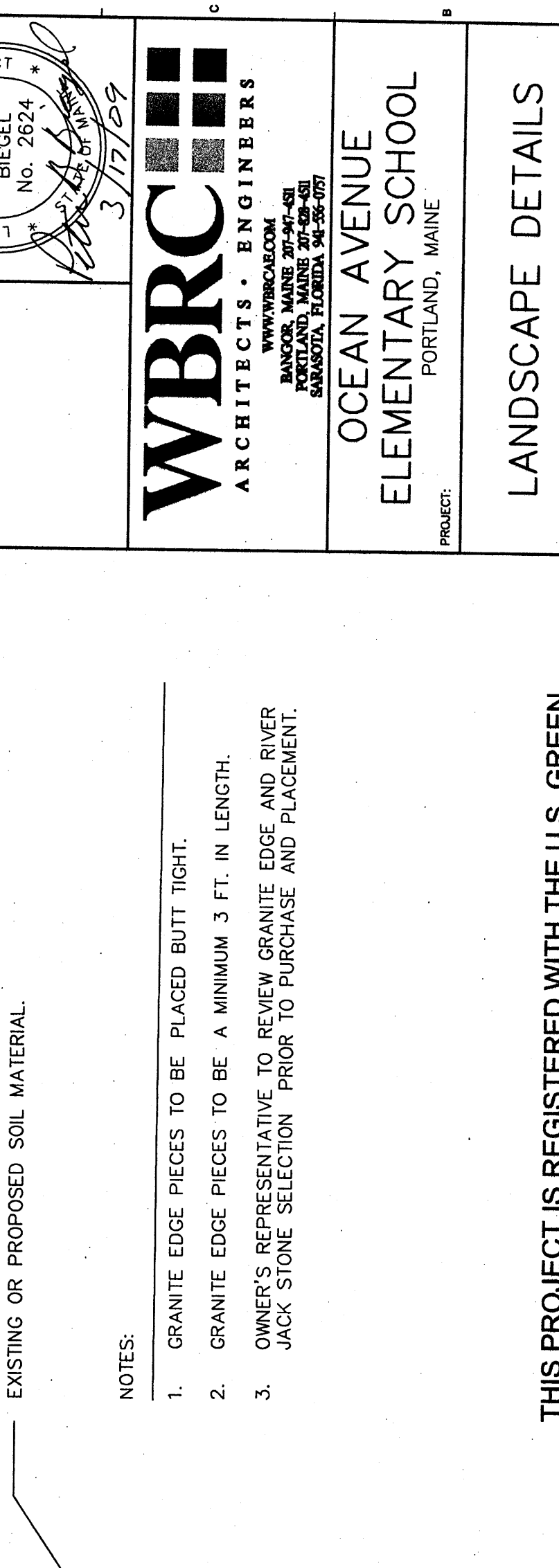
DECIDUOUS TREE PLANTING SECTION
N.T.S.

- NOTES:
- MODULAR CONCRETE BLOCK WALL TO BE AS MANUFACTURED AND DISTRIBUTED BY VERSA-LOK OR APPROVED EQUALS. SEE ADDITIONAL INSTALLATION INFORMATION (603) 883-3042.
 - THE CONTRACTOR SHALL PREPARE AN ENGINEERED WALL DESIGN AND APPROVED BY THE SEGMENTAL BLOCK WALL MANUFACTURER. THE WALL DESIGN SHALL BE SUBMITTED TO THE OWNER'S REPRESENTATIVE FOR REVIEW AND APPROVAL.
 - THE RETAINING WALL IS TO BE CONSTRUCTED FOLLOWING THE DRAWINGS AND THE MANUFACTURER'S RECOMMENDATIONS. THE OWNER'S REPRESENTATIVE SHALL BE NOTIFIED IMMEDIATELY OF ANY DISCREPANCIES BETWEEN THE DRAWINGS, STANDARD MANUFACTURER'S RECOMMENDATIONS. THE CONTRACTOR SHALL WAIT FOR A RESOLUTION FROM THE OWNER'S REPRESENTATIVE BEFORE RETAINING WALL CONSTRUCTION CONTINUES.
 - WHERE CONCRETE BLOCKS MUST BE CUT THEY SHALL BE SCORED WITH A CHISEL AND BROKEN.
 - STEP WALL UP TO REQUIRED GRADE AS DICTATED BY GRADES SHOWN ON THE GRADING PLAN. STEP ONE COARSE AT A TIME.
 - THE CONTRACTOR SHALL COORDINATE WALL DESIGN AND CONSTRUCTION WITH DESIGN AND CONSTRUCTION OF THE SIDEWALK AND METAL GUARDRAIL.
 - DUE TO HIGH GROUNDWATER AND OUTLETING ISSUES, IN LIEU OF DRAIN PIPE AT BASE OF WALL THICKNESS OF STONE PAD HAS BEEN INCREASED AND STONE IS REQUIRED TO BE PLACED ON FILTER FABRIC TO PREVENT MIGRATING FINES FROM CLOGGING THE STONE.



SEGMENTAL BLOCK RETAINING WALL
N.T.S.

- NOTES:
- GRANITE EDGE PIECES TO BE PLACED BUTT TIGHT.
 - GRANITE EDGE PIECES TO BE 6"± THICK, 16"± WIDE AND 3'± LONG.
 - GRANITE EDGE PIECES, TO BE SELECTED AND HAULED TO PROJECT SITE BY THE CONTRACTOR. FROM USED GRANITE PIECES IN CITY OF PORTLAND, MAINE. CONTRACTOR TO OBTAIN REPRESENTATIVE TO REVIEW GRANITE EDGE PIECES PRIOR TO LOADING AT SALVAGE YARD.
 - CONTRACTOR TO COORDINATE GRANITE SELECTION WITH CITY OF PORTLAND, MAINE (ENGR. SIEVE EARLY, STREETS AND UTILITIES MANAGER (874-8813).



GRANITE EDGE ALONG PLAZA WALK
N.T.S.


Rev.	Description	Date
A	Regulatory Review Submittal	8/16/08
B	Design Development	9/02/08
B	City of Portland Final Site Plan Review	10/02/08
B	SOE Construction Document Review	11/17/08
B	SOE Program Print	12/02/08
B	SOE Program Print	3/18/09

PERMIT APPLICATION
3/18/09

CURRENT ISSUE STATUS:
UNAPPROVED

DESIGNED BY:
SYTD design CONSULTANTS

SYTD design CONSULTANTS
P.O. Box 844, 140 Longwood Road, Concord, Maine 04407 TEL: (603) 252-8800



WBRC
ARCHITECTS & ENGINEERS
WWW.WBRC.COM
1000 WASHINGTON ST., SUITE 200
PORTLAND, MAINE 04101-2000
TEL: (603) 761-1100

OCEAN AVENUE
ELEMENTARY SCHOOL
PORTLAND, MAINE

LANDSCAPE DETAILS

SKETCH TITLE: 331610-L-1

PROJECT NO.: AS NOTED

SCALE: AS NOTED

PROJECT MANAGER: PBE

OWNER: PBE

DATE: 3/18/09

SHEET NO.: L-2

THIS PROJECT IS REGISTERED WITH THE U.S. GREEN BUILDING COUNCIL AS A LEED FOR SCHOOL PROJECTS. ALL CONSTRUCTION PROCEDURES SHALL MEET THE REQUIREMENTS OUTLINED IN THIS PROGRAM. SITE DISTURBANCE SHALL BE LIMITED TO TWO FEET BEYOND THE TOE OF SLOPE AS INDICATED ON THE GRADING AND DRAINAGE PLAN.