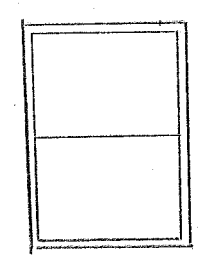



TOTAL RISE (A) EX. SG. 75	114"
TARGET STEP HEIGHT F	7.25"
TREAD THICKNESS C	1.50"
TREAD DEPTH B	10.50"
TOTAL NUMBER OF STEPS	16
TOTAL NUMBER OF TREADS	15
HEIGHT OF FIRST STEP	5.3/8"
HEIGHT OF TYPICAL STEP	7.1/8"
POSITION OF STRINGER ON LANDING	8.5/8"
TOTAL RUN	157 1/2"
STRINGER LENGTH	190 5/16"
STAIR + RAIL ANGLE	34.2
84 IRVING ST, PORTLAND ME	

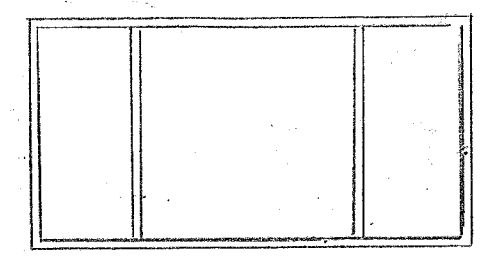
WINDOW + DOOR SCHEDULES



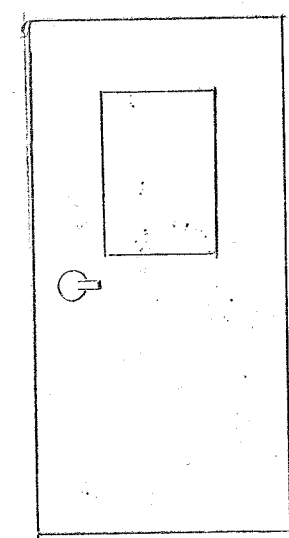
ANDERSON 35.625 X 52.875 IN
4000 SERIES DOUBLE HUNG
X 25



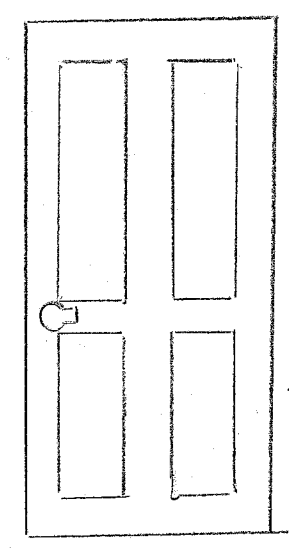
ANDERSON 35.938 X 24.125
4000 SERIES AWNING WINDOW
X 12



ANDERSON 35.625 X 52.875 IN
4000 SERIES PICTURE WINDOW
X 2



36" x 80" COMMERCIAL
STEEL DOOR 2 HR BURN
EXTERIOR
LEFT SWING X 1
RIGHT SWING X 4



34" X 80" INTERIOR
DOOR
X 10