










SYMBOL LEGEND

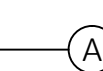
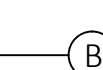






DEVICES

-  PULL STATION
-  SMOKE DETECTOR
-  HEAT DETECTOR
-  MONITOR MODULE (M=MINI, D=DUAL)
-  RELAY MODULE
-  CARBON MONOXIDE DETECTOR
-  SPRINKLER SWITCH (PROVIDED BY OTHERS)

NOTIFICATION

-  SPEAKER STROBE
-  STROBE
- XX = CANDELA RATING C = CEILING MOUNTED
- W = WATTAGE TAP

WIRE LEGEND

-  2 COND 16 AWG TWISTED PAIR FPL CABLE
 -  2 COND 12 AWG FPL CABLE
 -  3 COND 18 AWG FPL CABLE
 -  2 COND 18 AWG TWISTED PAIR FPL CABLE
 -  2 COND 18 AWG TWISTED SHIELDED FPL CABLE
 -  2 COND 16 AWG TWISTED SHIELDED FPL CABLE
 -  2 COND 16 AWG TWISTED PAIR FPL CABLE
 -  CAT-6 CABLE
- SEE NOTIFIER DOCUMENT 52916ADD FOR APPROVED CABLES

DEVICE ADDRESSES:

EACH DEVICE MUST BE LABELED WITH THE LOOP AND SLC ADDRESS. DEVICE EXAMPLE: L10001 MODULE EXAMPLE: L1M001
 IMPORTANT! DUPLICATE ADDRESSES BETWEEN DEVICES AND MODULES ARE NOT AN ERROR. NOTE: PULL STATIONS ARE IDENTIFIED AS MODULES BY THE FIRE ALARM CONTROL PANEL.

INSTALLATION NOTES:

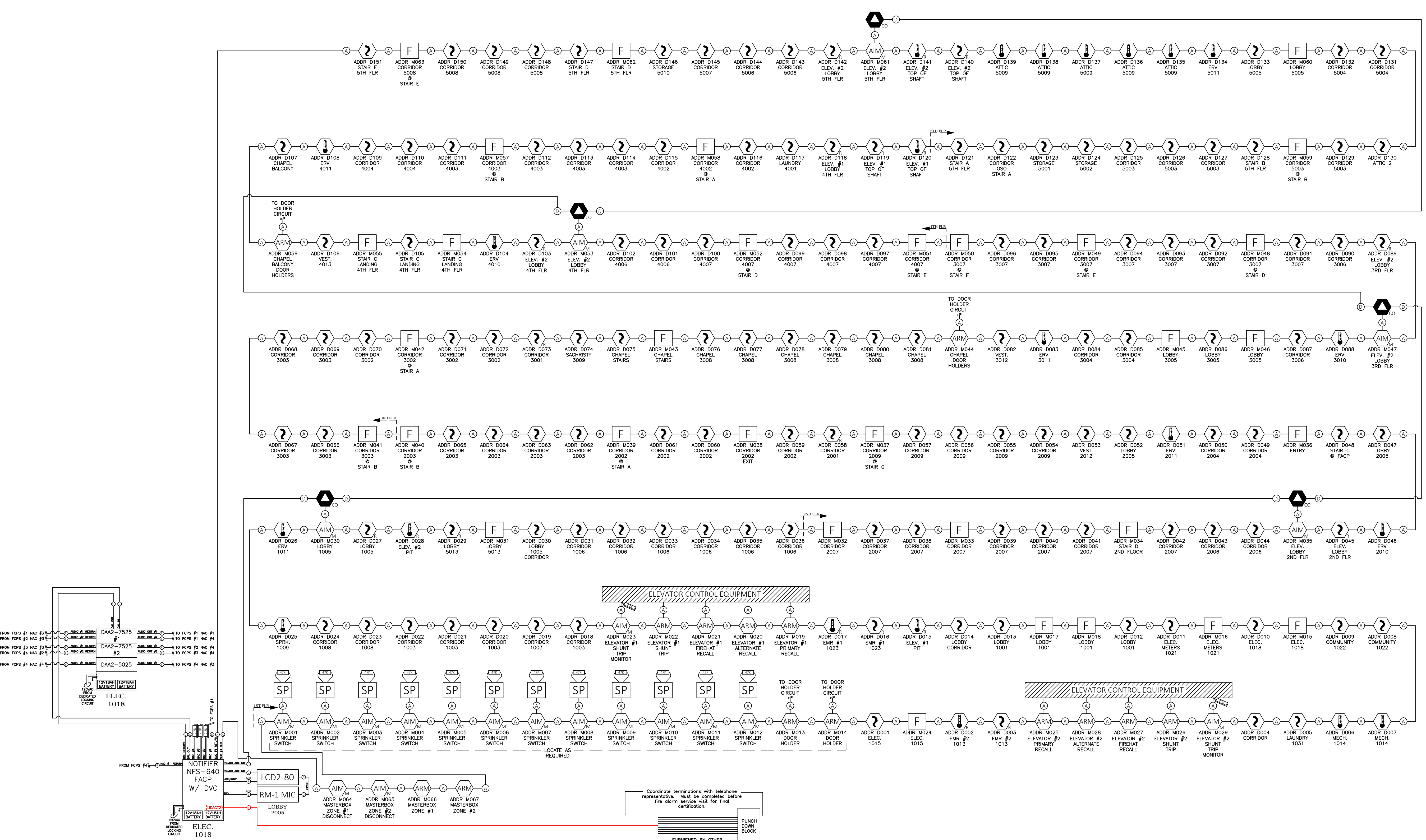
ALL FIELD WIRING SHALL BE INSTALLED IN CONDUIT.
 FIELD WIRING SHALL BE INSTALLED FOLLOWING THE CURRENT EDITION OF NFPA 70: NATIONAL ELECTRIC CODE(2014) , ALL APPLICABLE MUNICIPAL, COUNTY, & STATE CODES, REQUIREMENTS, AND REGULATIONS, AS WELL AS ALL MANUFACTURER REQUIREMENTS OF THE WIRING LEGEND.
 CONTROL PANELS, DEVICES, AND ALL OTHER SYSTEM COMPONENTS SHALL BE INSTALLED FOLLOWING THE CURRENT EDITION OF NFPA 72: NATIONAL FIRE ALARM AND SIGNALING CODE(2013) , ALL APPLICABLE MUNICIPAL, COUNTY, & STATE CODES, REQUIREMENTS, AND REGULATIONS, AS WELL AS ALL MANUFACTURER GUIDELINES FOR INSTALLATION.
 THE INSTALLER SHALL FOLLOW CORRECT CONDUCTOR POLARITY, INDICATED CIRCUIT DIVISIONS, PROPER GROUNDING AND SHIELDING WITHOUT EXCEPTION. IMPROPER INSTALLATION CAN RESULT IN INTERFERENCE, TRANSIENT VOLTAGE, OR SHORT CIRCUITS CAUSING UNDESIRABLE OPERATION OR DAMAGE TO THE CONTROL PANEL, DEVICES AND ANY OTHER INTEGRATED COMPONENTS.
 IF EXCEEDING 4500 FEET, THE GAUGE OF WIRE USED FOR THE SLC LOOP (IDENTIFIED AS 'A' ON THIS PRINT), SHALL BE DETERMINED BY THE INSTALLER FOLLOWING GUIDELINES AND LIMITATIONS SET FORTH BY THE MANUFACTURER/NOTIFIER DOCUMENT #11253, INTELLIGENT CONTROL PANEL SLC WIRING MANUAL. THE SLC WIRING RISER IS SHOWN DIAGRAMMATICALLY ONLY TO ALLOW FOR VARIANCES IN ACTUAL WIRE DISTANCE, DEVICE PLACEMENT AND STRUCTURAL OR ENVIRONMENTAL REQUIREMENTS.
 WIRE FOR THE NOTIFICATION APPLIANCE CIRCUITS (IDENTIFIED AS 'E' OR 'C' ON THIS PRINT), SHALL FOLLOW THE SPECIFIC REQUIREMENTS OF THE WIRING LEGEND.
 THIS SYSTEM MEETS NFPA REQUIREMENTS FOR OPERATION AT 32-120°F AND A RELATIVE HUMIDITY OF 91-95% AT 87-89°F. HOWEVER, THE USEFUL LIFE OF THE SYSTEMS STANDBY BATTERIES AND THE ELECTRONIC COMPONENTS MAY BE ADVERSELY AFFECTED BY EXTREME TEMPERATURE RANGES AND HUMIDITY. THEREFORE, IT IS RECOMMENDED THAT THIS SYSTEM AND ITS PERIPHERALS BE INSTALLED IN AN ENVIRONMENT WITH A NORMAL ROOM TEMPERATURE OF 60-80°F.

DESIGN NOTES:

SYSTEM DESIGN PERFORMANCE AND COMPLIANCE WITH ALL APPLICABLE CODES AND REQUIREMENTS IS THE RESPONSIBILITY OF THE DESIGNING ENGINEER. PROPER INSTALLATION OF THIS SYSTEM AND ITS COMPONENTS IS THE RESPONSIBILITY OF THE INSTALLING CONTRACTOR. ANY ALTERATIONS, CHANGES, OR DEFICIENCIES MUST BE BROUGHT TO THE ATTENTION OF THE DESIGNING ENGINEER.
 NORRIS INC. ASSUMES NO RESPONSIBILITY FOR ERRORS IN SYSTEM DESIGN OR INSTALLATION, AS WELL AS ANY COSTS ASSOCIATED WITH CORRECTING THESE ERRORS, IF ANY EXIST, UNLESS SYSTEM DESIGN OR INSTALLATION WAS PERFORMED BY NORRIS INC.

RELAY & MONITOR MODULES:

CONNECTIONS FROM THE RELAY, AND MONITOR MODULES TO THE CONTROL EQUIPMENT, ALONG WITH ANY REQUIRED COMPONENTS SHALL BE FURNISHED BY THE INSTALLER.



REVISION 1: REV. 6/22	07/24/2017
REVISION 0: SUBMITTAL	07/18/2017

FIRE ALARM WIRING RISER

PROJECT NUMBER: 325097SP	SCALE: NONE
PROJECT: MOTHERHOUSE SENIOR HOUSING 605 STEVENS AVENUE PORTLAND, MAINE 04103	DRAWN BY: JRS CHECKED BY: DG

	SHEET: FA-01
---------------------------------------------------------------------------------------	--------------