
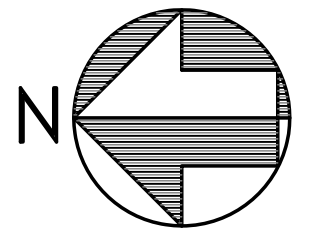
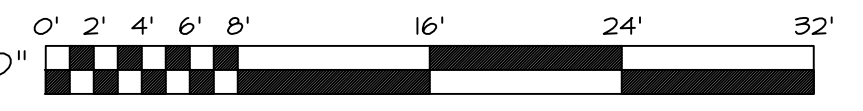


February 26, 2016 - 10:28 am
\\MSEFFS1\Projects\1530 Motherhouse SF Drawings\1530 P1-P11.dwg

1/8" = 1'-0"



Prepared For:
**MOTHERHOUSE
LLC**
Portland, ME 04103

Consulting Engineer:
MECHANICAL SYSTEMS ENGINEERS
10 FOREST FALLS DRIVE, WARRENTHURST, MAINE 04098
(207) 846-1441
FACEBOOK: MSES/MECHANICAL SYSTEMS ENGINEERS
© COPYRIGHT 2015

Architect:
**ARCHETYPE
Architects**
48 Union Wharf Portland, Maine 04101
(207) 772-6022 ARCHETYPE@ARCHETYPEPA.COM

Project:
**MOTHERHOUSE
SENIOR HOUSING**
PORTLAND, MAINE

Revisions:
Permit Set: 15 February 2016

Date: 15 FEB. 2016
Scale: 3/16" = 1'-0"
**FOURTH FLOOR
DOMESTIC WATER
PLUMBING PLAN**

P10
MSE PROJECT 1530

