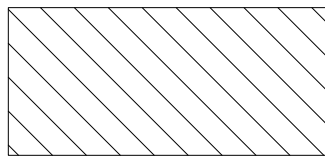
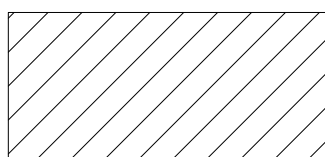
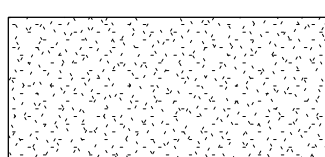


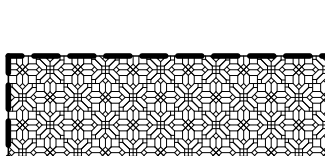
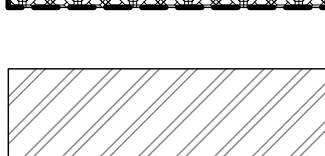



- REFLECTED CEILING PLAN NOTES:
-  SOFFIT ABOVE CABINETS - GYP ON LIGHT GAUGE METAL FRAMING. 7'-1" AFF. TYP., 1'-1" WIDE TYP.
  -  SOFFIT - GYP ON LIGHT GAUGE METAL FRAMING- SEE PLAN FOR CEILING HEIGHT 4'-0" WIDE, MIN. U.N.O.
  -  GYP CEILING - TYPE C3 ON A4.01 UNLESS NOTED OTHERWISE - CEILING CONTINUES UNDER SOFFITS FOR CONTINUOUS FIRE RATING
  -  EXISTING PLASTER/UNFINISHED CEILING TO REMAIN
  -  EXISTING TIN CEILING - NUMBERED, CATALOGUED, REMOVED, AND REINSTALLED OVER NEW FIRE-RATED (1HR) CEILING - REF FLOOR/CEILING ASSEMBLY C4 ON A4.01
  -  EXISTING TIN CEILING - NUMBERED, CATALOGUED, REMOVED, AND REINSTALLED OVER NEW FIRE-RATED (2HR) CEILING - REF FLOOR/CEILING ASSEMBLY C6 ON A4.01
  -  2HR FIRE-RATED CEILING - REF FLOOR/CEILING ASSEMBLY C5 ON A4.01



Prepared For:  
**MOTHERHOUSE LLC**

Consultant:  
**ARCHETYPE architects**  
 48 Union Wharf Portland, Maine 04101  
 (207) 774-0022 ARCHETYPE@ARCHETYPEA.COM

Project:  
**MOTHERHOUSE SENIOR HOUSING**  
 605 STEVENS AVENUE  
 PORTLAND, MAINE 04103

Revisions:

Date: 15 FEB 2016

Scale: As indicated  
**FOURTH FLOOR REFLECTED CEILING PLAN**

**A7.03**

