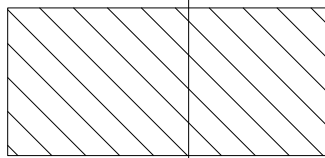
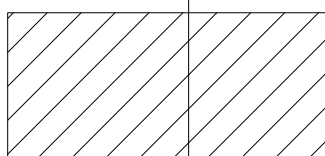


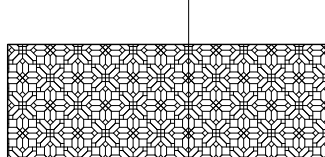
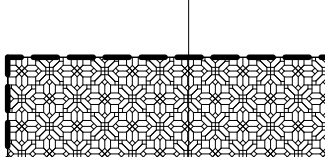
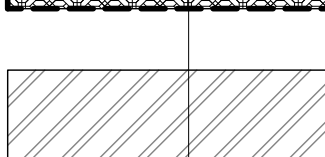





REFLECTED CEILING PLAN NOTES:

- 
 SOFFIT ABOVE CABINETS - GYP ON LIGHT GAUGE METAL FRAMING. 7'-1" AFF. TYP., 1'-1" WIDE TYP.
- 
 SOFFIT - GYP ON LIGHT GAUGE METAL FRAMING- SEE PLAN FOR CEILING HEIGHT 4'-0" WIDE, MIN. U.N.O.
- 
 GYP CEILING - TYPE C3 ON A4.01 UNLESS NOTED OTHERWISE - CEILING CONTINUES UNDER SOFFITS FOR CONTINUOUS FIRE RATING
- 
 EXISTING PLASTER/UNFINISHED CEILING TO REMAIN
- 
 EXISTING TIN CEILING - NUMBERED, CATALOGUED, REMOVED, AND REINSTALLED OVER NEW FIRE-RATED (1HR) CEILING - REF FLOOR/CEILING ASSEMBLY C4 ON A4.01
- 
 EXISTING TIN CEILING - NUMBERED, CATALOGUED, REMOVED, AND REINSTALLED OVER NEW FIRE-RATED (2HR) CEILING - REF FLOOR/CEILING ASSEMBLY C6 ON A4.01
- 
 2HR FIRE-RATED CEILING - REF FLOOR/CEILING ASSEMBLY C5 ON A4.01



Prepared For:
MOTHERHOUSE LLC

Architect:
ARCHETYPE architects
48 Union Wharf Portland, Maine 04101
(207) 774-0022 ARCHETYPE@ARCHETYPEPA.COM

Project:
MOTHERHOUSE SENIOR HOUSING
605 STEVENS AVENUE
PORTLAND, MAINE 04103

Date: 15 FEB 2016
Scale: As indicated
THIRD FLOOR REFLECTED CEILING PLAN

A7.02

