

14 TYPICAL BATHROOM GYPSUMBOARD NOTES
1/2" = 1'-0"

CRITICAL DIMENSIONS FOR SETTING OUT DOORS, KITCHEN CABINETS & BATHROOM FIXTURES

DOOR LOCATION
ALL DOORS INDICATED AS BEING 18" FROM AN ADJACENT WALL MUST BE 18" MINIMUM FROM THE FINISHED FACE OF GYPBOARD TO THE DOORFRAME AS INDICATED BELOW. THIS APPLIES TO DOORS IN ALL UNITS CALLED OUT UFAS COMPLIANT, ANSI 117.1-1988 COMPLIANT AND ANSI 117.1-2003 COMPLIANT.

WC LOCATION IN UFAS AND ADAAG UNITS
WATER CLOSETS SHALL BE LOCATED 18" EXACTLY FROM THE FINISHED FACE OF GYPBOARD OF THE SIDE WALL.

WC LOCATION IN ANSI 117.1-2009 UNITS
WATER CLOSETS SHALL BE LOCATED 18" MINIMUM AND 18" MAXIMUM FROM THE FINISHED FACE OF GYPBOARD OF THE SIDE WALL.

LAVATORIES IN UFAS UNITS, ADAAG UNITS AND ANSI 117.1-2009 TYPE A UNITS
LAVATORIES SHALL BE MOUNTED SO THAT IT IS 34" MAXIMUM MEASURED TO THE HIGHER OF THE TOP OF THE RIM OR THE TOP OF COUNTER SURFACE, WHERE FLOORS SLOPE IN EXISTING BUILDINGS THE 34" MAXIMUM SHALL BE AT THE FRONT FACE OF THE LAVATORY OR VANITY AND NOT AT THE WALL BEHIND.

DOOR FRAME
1'-6" MINIMUM

DOOR SWING


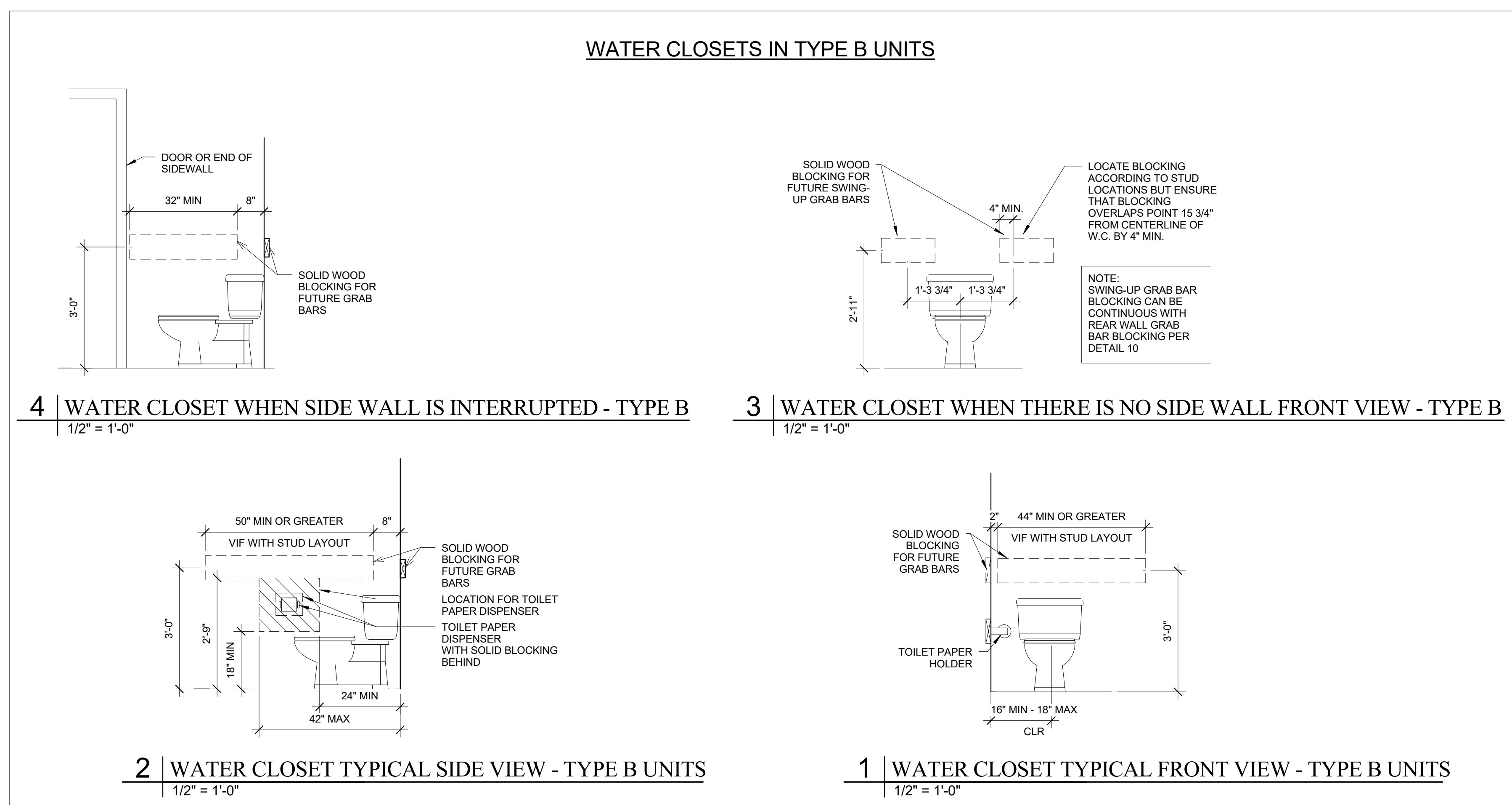
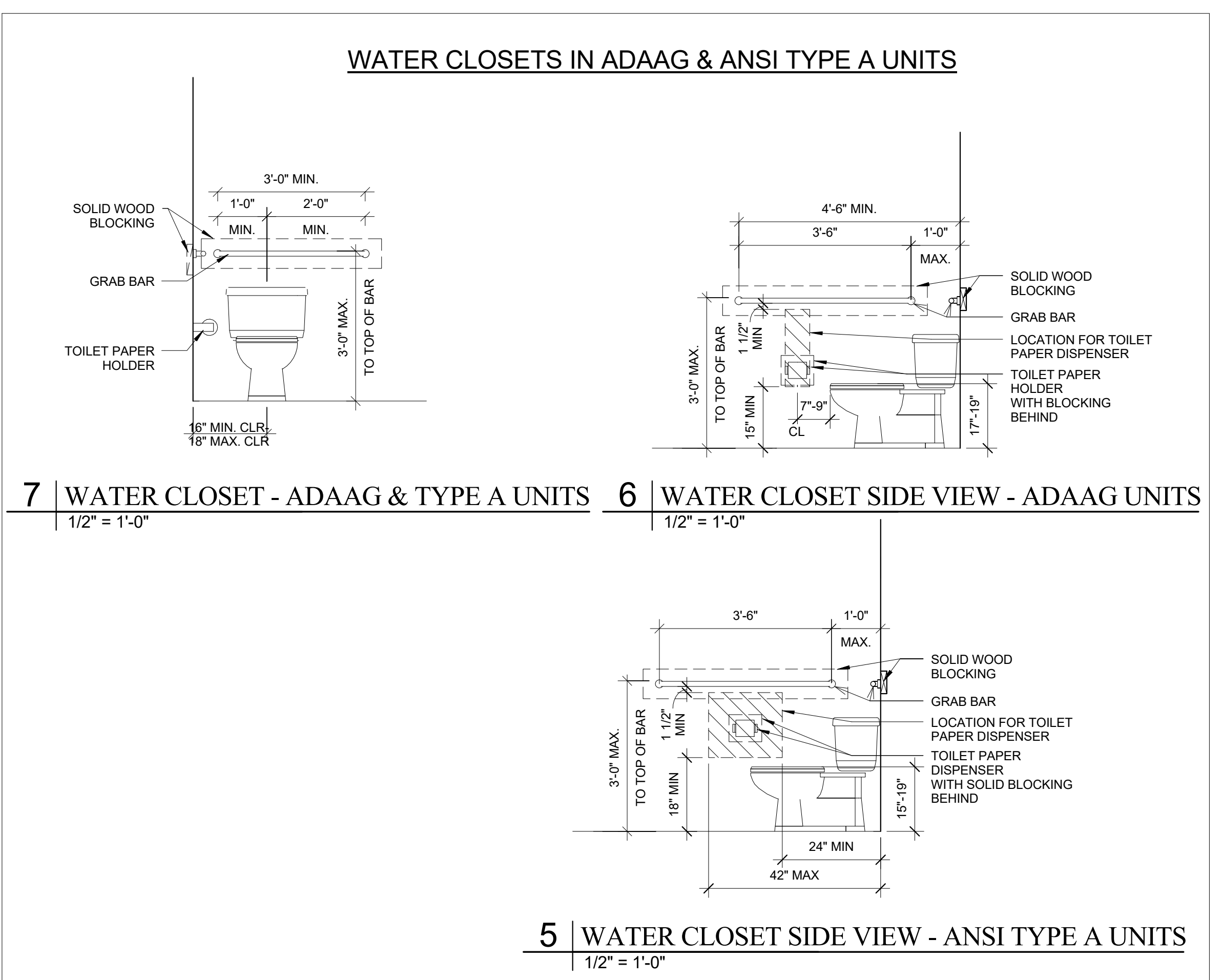
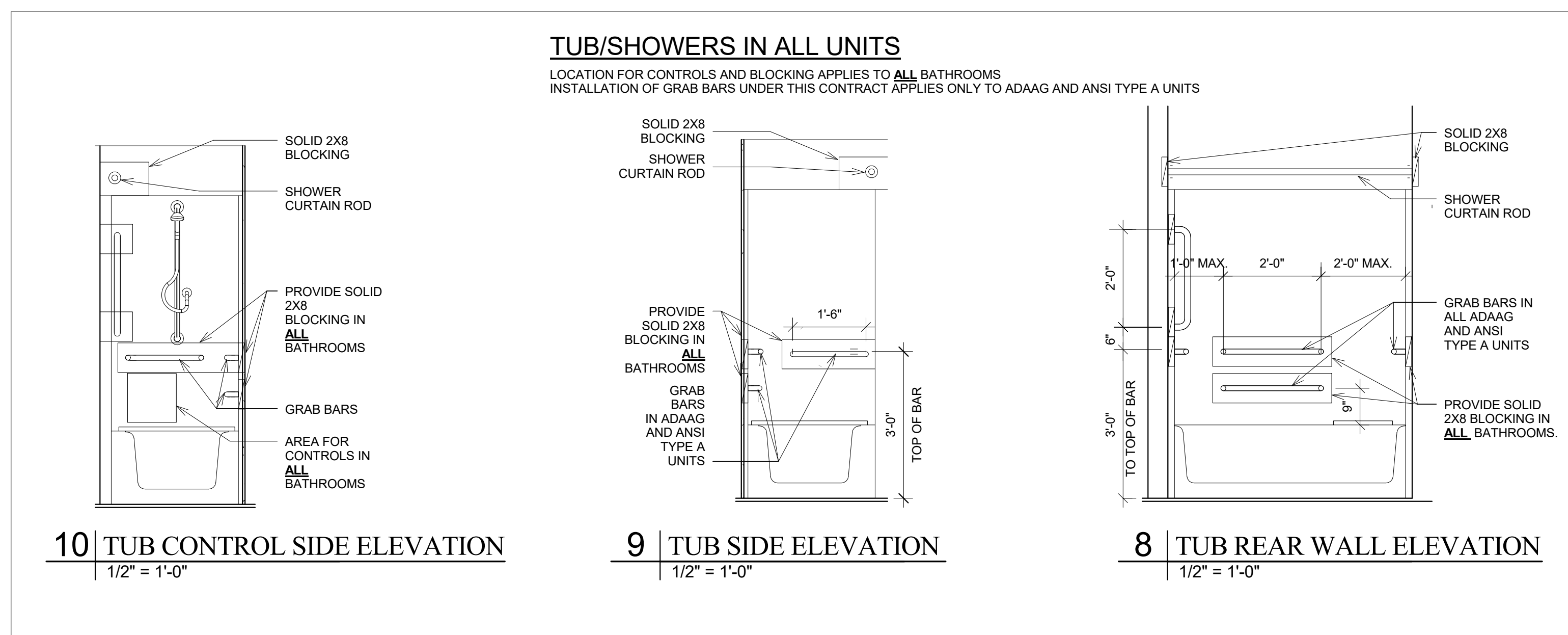
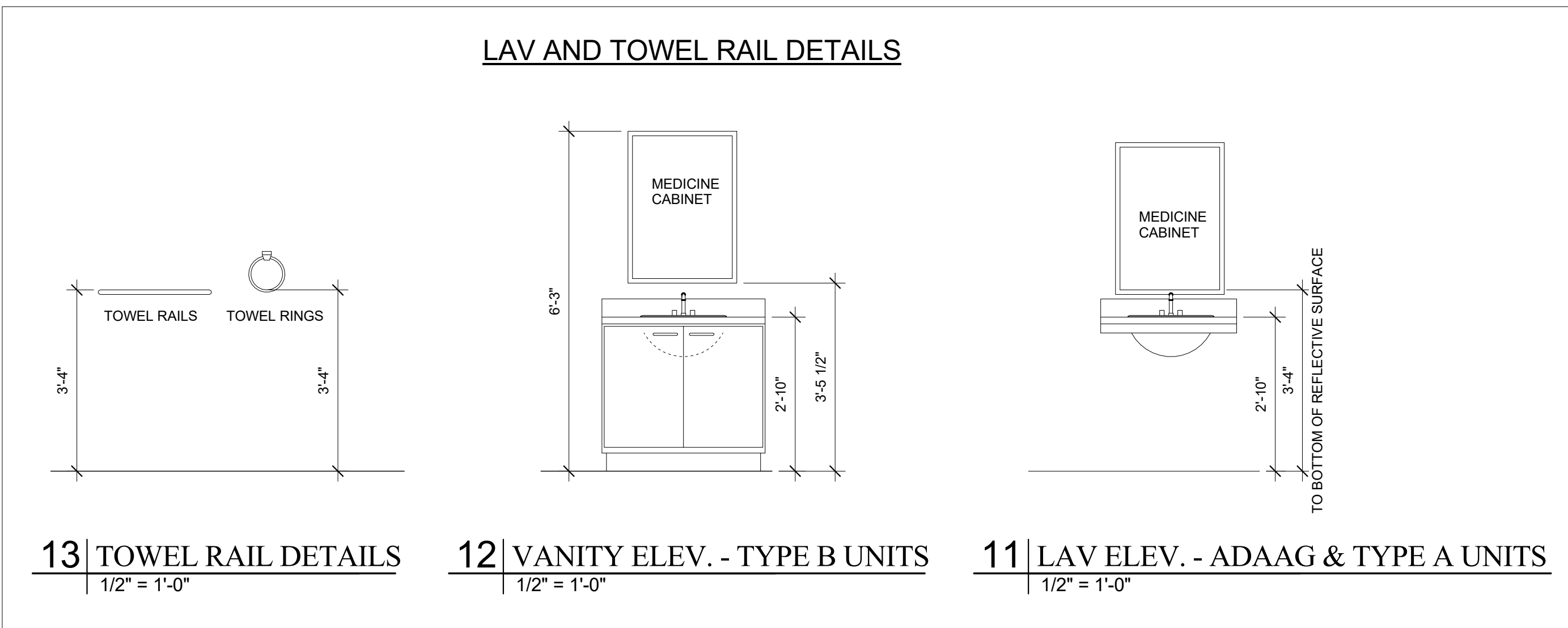
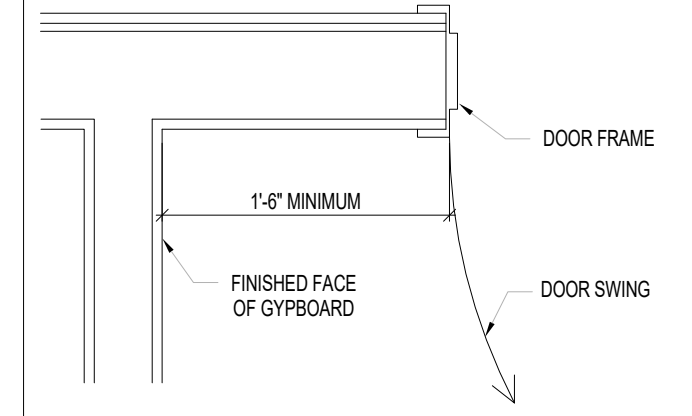
KITCHEN COUNTERS IN UFAS UNITS, ADAAG UNITS AND ANSI 117.1-2009 TYPE A UNITS
KITCHEN COUNTERS SHALL BE SET SO THAT IT IS 34" MAXIMUM TO THE TOP SURFACE OF THE COUNTER OR THE TOP SURFACE OF THE RIM OF THE SINK, WHICHEVER IS THE HIGHER, MEASURED ABOVE THE FINISHED FLOOR ELEVATION, WHERE FLOORS SLOPE IN EXISTING BUILDINGS THE 34" MAXIMUM SHALL BE AT THE FRONT FACE OF THE CABINET AND NOT AT THE WALL BEHIND.

KITCHEN COUNTERS IN ANSI 117.1-2009 TYPE B UNITS
KITCHEN COUNTERS SHALL BE 30" MAXIMUM TO THE TOP SURFACE OF THE COUNTER MEASURED ABOVE THE FINISHED FLOOR ELEVATION, WHERE FLOORS SLOPE IN EXISTING BUILDINGS THE 30" MAXIMUM SHALL BE AT THE FRONT FACE OF THE CABINET AND NOT AT THE WALL BEHIND.

KITCHEN WALL CABINETS IN ANSI 117.1-2009 TYPE A UNITS AND ANSI 117.1-2009 TYPE B UNITS
KITCHEN WALL CABINETS ARE TO BE MOUNTED SO THAT THERE IS 18" CLEAR BETWEEN THE TOP OF THE COUNTER AND THE UNDERSIDE OF THE WALL CABINETS.

MIRRORS AND MEDICINE CABINETS IN UFAS UNITS, ADAAG UNITS AND ANSI 117.1-2009 TYPE A UNITS
MIRRORS SHALL BE MOUNTED WITH THE BOTTOM EDGE OF THE REFLECTIVE SURFACE AT 40" MAXIMUM ABOVE THE FINISHED FLOOR ELEVATION. MEDICINE CABINETS SHALL BE MOUNTED SO THAT THE TOP SURFACE OF THE LOWEST SHELF IS 44" MAXIMUM ABOVE THE FINISHED FLOOR ELEVATION.

KITCHEN COUNTERS IN UFAS AND ADAAG UNITS
KITCHEN WALL CABINETS ARE TO BE MOUNTED SO THAT THE TOP SURFACE OF THE LOWEST SHELF IN THE WALL CABINET IS MAXIMUM 48" ABOVE THE FINISHED FLOOR ELEVATION, WHERE FLOORS SLOPE IN EXISTING BUILDINGS THE 48" MAXIMUM SHALL BE MEASURED AT THE FRONT FACE OF THE FLOOR CABINETS (24" FROM THE WALL) AND NOT AT THE WALL BEHIND.



Prepared For:
MOTHERHOUSE LLC

Consultant:
ARCHETYPE architects
48 Union Wharf Portland, Maine 04101
(207) 772-0022 ARCHETYPE@ARCHETYPEA.COM

Project:
MOTHERHOUSE SENIOR HOUSING
605 STEVENS AVENUE
PORTLAND, MAINE 04103

Revisions:

Date: 15 FEB 2016
Scale: As indicated
UNIT BATHROOM DETAILS AND GENERAL DETAILS

A6.31