

ELECTRICAL PERMIT

City of Portland, Maine

To the Electrical Inspector, Portland Maine :

The undersigned hereby applies for a permit to make electrical installations in accordance with the laws of Maine, the City of Portland's Electrical Ordinances, National Electrical Code and the following specifications:



Date: 4/4/2014

Permit #: _____

CBL#: _____

ADDRESS: 880 Forest Ave Portland, ME

METER MAKE/MODEL #: _____

CMP Work Order #: _____

OWNER: Deering Pavilion

TENANT: T-Mobile

PHONE #: 207-797-7536 - 207-615-4646

PLEASE HAVE YOUR PERMIT # (OR JOB ID) READY & CALL 874-8703 TO SCHEDULE AN INSPECTION!

| | | | | | | TOTAL EACH FEE |
|---------------------------|--------------------|-------------------------------------|---------------|--------------------------|-----------------|----------------|
| OUTLETS: | Receptacles | <input checked="" type="checkbox"/> | Switches | | Smoke Detector | 0.20 |
| FIXTURES: | Incandescent | | Flourescent | | Strips | 0.20 |
| SERVICES: | Overhead | <input type="checkbox"/> | Underground | <input type="checkbox"/> | TTL Amps <800 | 15.00 |
| | | | | <input type="checkbox"/> | TTL Amps >800 | 25.00 |
| TEMPORARY SERVICE: | Overhead | <input type="checkbox"/> | Underground | | TTL Amps | 25.00 |
| METERS: | (Number of) | | | | | 1.00 |
| MOTORS: | (Number of) | | | | | 2.00 |
| RESID/COMMER: | Electric Units | | | | | 1.00 |
| HEATING: | Oil/Gas Units | <input type="checkbox"/> | Interior | <input type="checkbox"/> | Exterior | 5.00 |
| APPLIANCES: | Ranges | | Cook Tops | | Wall Ovens | 2.00 |
| | Insta-hot | | Water Heaters | | Fans | 2.00 |
| | Dryers | | Disposals | | Dishwasher | 2.00 |
| | Compactors | | Spa | | Washing Machine | 2.00 |
| | Others (denote) | | | | | 2.00 |
| MISC. (# of): | Air Cond (Window) | | | | | 3.00 |
| | Air Cond (Central) | | | | Pools | 10.00 |
| | HVAC | | EMS | | Thermostat | 5.00 |
| | Signs | | | | | 10.00 |
| | Alarms/Resident | | | | | 5.00 |
| | Alarms/Commer | | | | | 15.00 |
| | Heavy Duty (CRKT) | | | | | 2.00 |
| | 1 Alterations | | | | | 5.00 5.00 |
| | Fire Repairs | | | | | 15.00 |
| | Emergency Lights | | | | | 1.00 |
| | Emer Generators | | | | | 20.00 |
| | Circus/Carnival | | | | | 25.00 |
| PANELS: | Service | <input type="checkbox"/> | Remote | <input type="checkbox"/> | Main | 4.00 |
| TRANSFORMER: | 0-25 Kva | <input type="checkbox"/> | | | | 5.00 |
| | 25-200 Kva | <input type="checkbox"/> | | | | 8.00 |
| | Over 200 Kva | <input type="checkbox"/> | | | | 10.00 |

MINIMUM COMMERCIAL FEE: \$55.00 **MINIMUM RESIDENTIAL FEE: \$45.00** **TOTAL DUE: \$55.00**

Brief Description of work: Core through wall above ceiling level and run fiber in innerduct through store, core into dining room at exit sign and run fiber through kitchen hallway, core into trash room and install splic box on back

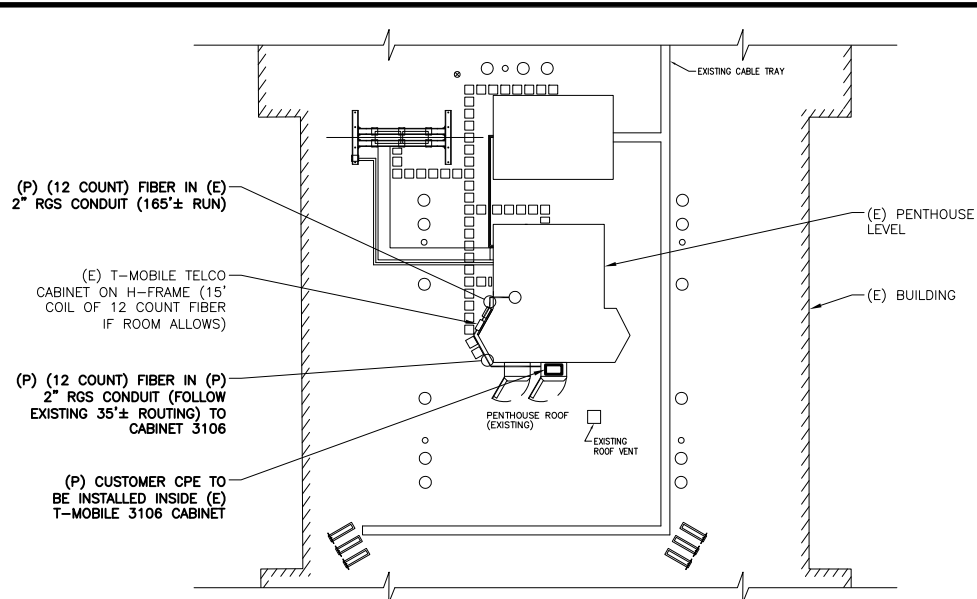
PLEASE HAVE YOUR PERMIT # (OR JOB ID) READY & CALL 874-8703 TO SCHEDULE AN INSPECTION!

CONTRACTOR INFORMATION:
 Contractor Name: Gary Rivest Master License #: MS60020174
 Address: 112 Abbie Drive, Weare, NH 03281 Limited License #: _____
 Telephone & E Mail: 603-509-7142 grivest@trmcom.com

Contractor Signature: *[Signature]*

PLEASE HAVE YOUR PERMIT # (OR JOB ID) READY & CALL 874-8703 TO SCHEDULE AN INSPECTION!

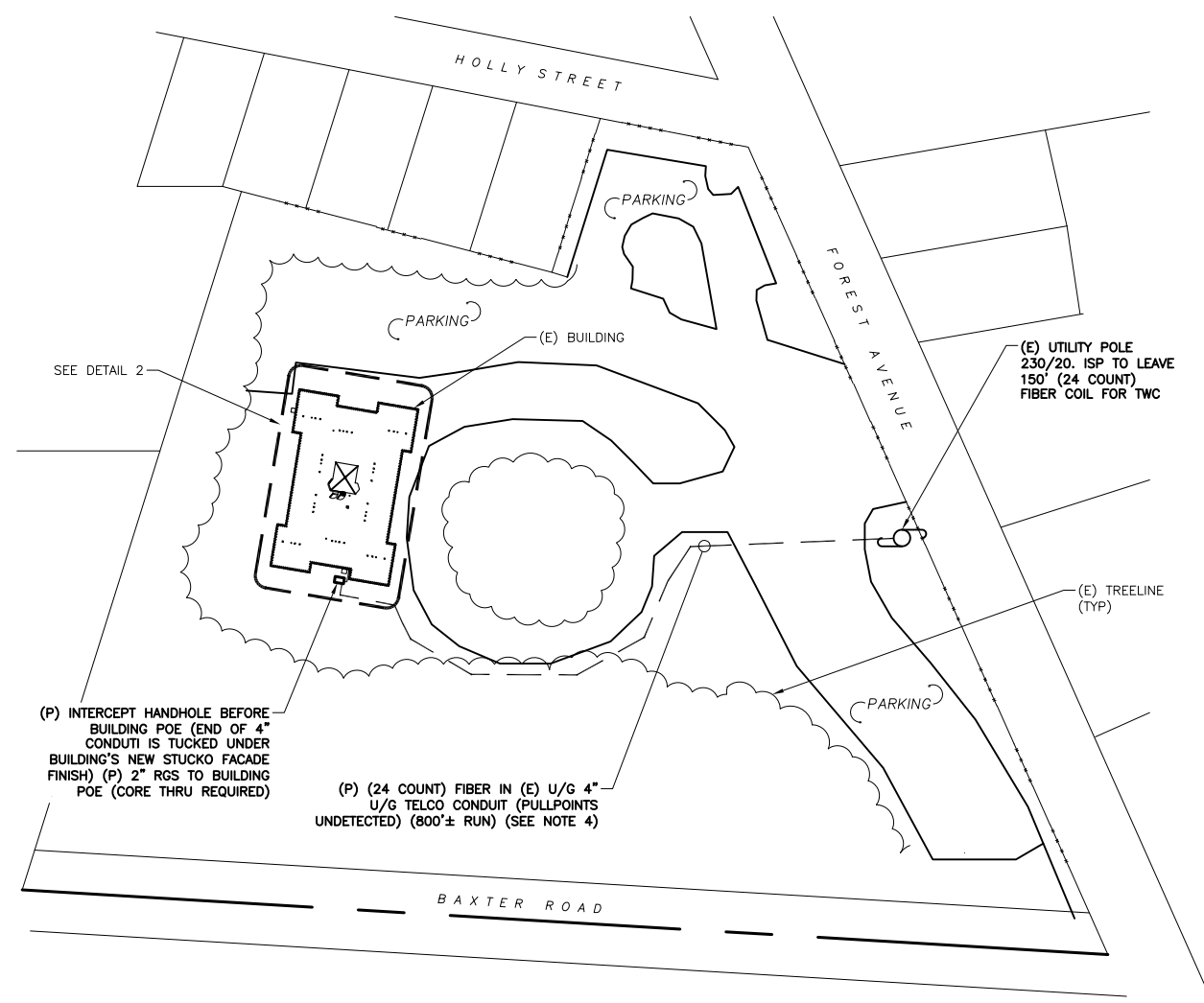
CBL:



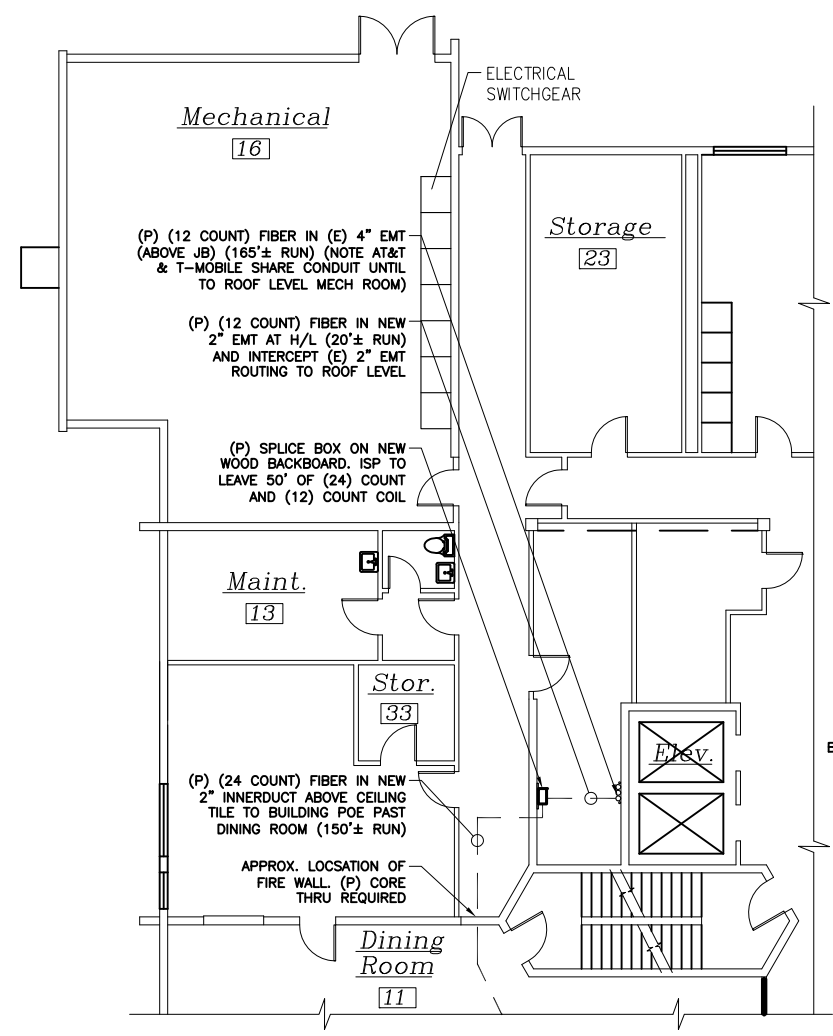
PARTIAL ROOF PLAN
SCALE: 1/32" = 1'-0"
3

| FIBER STRAND LENGTH ESTIMATES | | |
|---|------|------|
| 24 COUNT ESTIMATE | | |
| COIL AT DROP OFF (POLE 230/20) | 150 | FEET |
| LENGTH VERTICAL DOWN UTILITY POLE | 30 | FEET |
| LENGTH FROM POLE BASE TO (P) HH (E) 4" CONDUIT | 800 | FEET |
| LENGTH OF COIL AT NEW HANDHOLE | 25 | FEET |
| LENGTH FROM HH TO BUILDING POE IN (P) 2" RGS CONDUIT ON OUTSIDE BLDG WALL | 20 | FEET |
| LENGTH FROM BUILDING POE IN (P) 2" INNERDUCT TO (P) SPLICE BOX IN TRASH ROOM (2 CORE THRU REQUIRED) | 150 | FEET |
| LENGTH OF COIL AT NEW SPLICE BOX | 50 | FEET |
| 24 COUNT TOTAL | 1225 | FEET |

| FIBER STRAND LENGTH ESTIMATES | | |
|--|-----|------|
| 12 COUNT ESTIMATE | | |
| LENGTH OF COIL IN (P) SPLICE BOX | 50 | FEET |
| LENGTH OF ROUTING IN (P) 2" INNERDUCT TO TMO (SHARED WITH AT&T) 2" EMT IN TRASH ROOM (MAKE ACCESS HOLE IN ACCESS BOX) | 20 | FEET |
| LENGTH OF ROUTING IN (E) 2" EMT TO MECH LEVEL ON ROOF | 165 | FEET |
| LENGTH FROM MECH ROOM TO T-MOBILE TELCO BOX IN (E) CONDUIT (NOTE: CONDUIT SPLICES OFF AT ROOF LEVEL MECH ROOM, FOLLOW T-MOBILE CONDUIT MARKED) | 15 | FEET |
| LENGTH OF COIL IN TMO TELCO BOX (IF ROOM ALLOWS) | 15 | FEET |
| LENGTH TO TMO 3106 CABINET IN (P) 2" RGS CONDUIT | 35 | FEET |
| LENGTH OF COIL IN 3106 CABINET | 50 | FEET |
| LENGTH OF SPLICE TAIL | 15 | FEET |
| TOTAL LENGTH OF 12 COUNT FIBER | 365 | FEET |



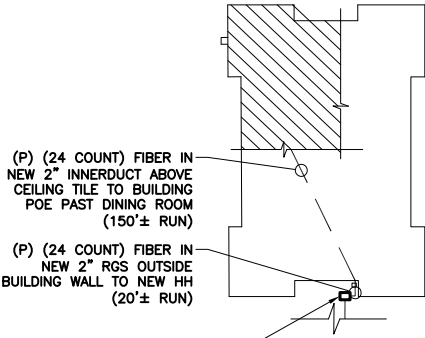
SITE PLAN
SCALE: 1" = 150'-0"
1



PARTIAL FIRST FLR PLAN
SCALE: 1/16" = 1'-0"
2

NOTES:

- CALL THE FOLLOWING FOR ALL PRE-CONSTRUCTION NOTIFICATION 72 HOURS PRIOR TO ANY EXCAVATION ACTIVITY
DIG SAFE SYSTEM (MA, ME, NH, RI, VT): 1-888-344-7233
CALL BEFORE YOU DIG (CT): 1-800-922-4455
 - CONTRACTOR TO FIELD VERIFY DESIGN AND NOTIFY THE CONSTRUCTION MANAGER AND ENGINEER OF ANY DISCREPANCIES
 - CONTRACTOR TO CONTACT CONSTRUCTION MANAGER AND ENGINEER IF EXISTING CONDUIT CANNOT BE UTILIZED.
 - SITE WALK OCCURRED DURING WINTER CONDITIONS. CONTRACTOR TO VERIFY ALL CONDUIT RUNS AND ACCESS POINTS PRIOR TO INSTALLATION.
- APPROXIMATE COORDINATES OF SITE LOCATION:
LATITUDE: 43.6786
LONGITUDE: -70.2897



KEY PLAN GROUND FLOOR

N.T.S.

| LEGEND | |
|----------|----------------------|
| (F) | = FUTURE |
| (E) | = EXISTING |
| (P) | = PROPOSED |
| (A.G.L.) | = ABOVE GROUND LEVEL |
| N.T.S. | = NOT TO SCALE |
| CWC | = TIME WARNER CABLE |
| EXISTING | = (LIGHT) |

118 JOHNSON ROAD
PORTLAND, ME 04102

TOWER RESOURCE MANAGEMENT
16 CHESTNUT STREET, SUITE 220
FOXBORO, MA 02035
WWW.TRMCOM.COM

21 B Street
Burlington, MA 01803
Tel: 781.273.2500
Fax: 781.273.3311
www.ebiconsulting.com

APPROVALS

| | |
|---------------|-------|
| TWC REP. | _____ |
| TRM REP. | _____ |
| LANDLORD REP. | _____ |

THIS DOCUMENT IS THE DESIGN PROPERTY AND COPYRIGHT OF EBI CONSULTING, INC. AND FOR THE EXCLUSIVE USE BY THE TITLE CLIENT. ANY DUPLICATION OR USE WITHOUT EXPRESS WRITTEN CONSENT OF THE CREATOR IS STRICTLY PROHIBITED.

SUBMITTALS

| NO. | DATE | DESCRIPTION | BY |
|-----|----------|----------------|----|
| 0 | 02/24/14 | DESIGN DRAWING | TB |
| 1 | 02/25/14 | REVISED | TB |

EBI JOB NO: **81140248**
SITE INFO: **4DN2202A**
ME202/DEERING PAVILION
880 FOREST AVENUE
PORTLAND, ME

SHEET TITLE: SITE AND PARTIAL PLANS

| | |
|----------------|-----------------------|
| DRAWN BY: TB | SHEET NO: DD-1 |
| CHECKED BY: PM | |
| DATE: 02/24/14 | |