

**LIGHT FIXTURE SCHEDULE**

TYPE	MANUFACTURER AND MODEL NUMBER	LAMP INFO	REMARKS
A	PROGRESS No P2301-09ET30K	17.5W, LED, 3000K	FIRST FLOOR DINING AREA AND HALL
B	FOCAL POINT No FL6D-RD-15LED-30K-120-LD1-TL6-RD-DN-WD-WP	21W, LED, 3000K	RECESSED IN DINING AREA SOFFIT
C	COLUMBIA No LTRE22-35HLG-RFA-EDU-GLR	36W, LED, 3500K	GRID MOUNTED GENERAL USE 2x2
D	NSL MICRO LED STRIP	LED, 3000K	COVE LIGHTING IN DINING AREA
E	COLUMBIA No LCS2-35-ML-EU-GLR-CSWG2	26W, LED, 3500K	MOUNT TO EXISTING JUNCTION BOXES IN MECHANICAL, JANITOR AND TRASH ROOMS
F	COLUMBIA No LCL2-30-HL-EU-GLR	LED, 3000K	WALL MOUNTED ABOVE OFFICE CLOSET DOORS
G	COLUMBIA No LCL2-35-LW-EU-GLR	25W, LED, 3500K	SURFACE MOUNTED TO GRID IN KITCHEN AND KITCHEN OFFICE
H	PROGRESS No P2300-09ET30K	17.5W, LED, 3000K	UPPER FLOOR LOUNGE AREAS
I	NOT USED		
J	PROGRESS No P8022-28/30K-AC1-L10	17W, LED, 3000K	SURFACE MOUNTED TO CEILING TILE IN UPPER FLOOR HALLS
K	PROGRESS No P3433-30WB	(2)13W, GU24, CFL	NEW UNIT ENTRY FIXTURE, MOUNT IN OLD FIXTURE LOCATION

**FIRST FLOOR LIGHTING PLAN**  
SCALE: 3/16"=1'-0"


**ELECTRICAL KEY NOTES**

- RELOCATE EXISTING LIGHT SWITCH TO NEW LOCATION SHOWN. REWIRE TO EXISTING LIGHTING AND CIRCUIT.
- REPLACE EXISTING FIXTURE WITH TYPE SHOWN AND WIRE TO EXISTING SWITCHING AND CIRCUITS.
- PROVIDE NEW LIGHT FIXTURE, TYPE AS SHOWN. WIRE TO EXISTING CIRCUITS AND SWITCHING.
- PROVIDE NEW LIGHT SWITCH TYPE AS SHOWN. WIRE TO FIXTURES AS SHOWN.
- RELOCATED RECEPTACLE AND PROVIDE TV JACK. COORDINATE ELEVATION OF BOTH WITH ARCHITECT PRIOR TO ROUGH-IN.
- PROVIDE NEW RECEPTACLE AND WIRE TO NEW PANEL SPT.
- PROVIDE NEW TEL/DATA JACK AND CONNECT TO EXISTING BUILDING INTERNET. COORDINATE ELEVATION WITH ARCHITECTURAL PLANS.
- REMOVE AND RELOCATE EXISTING SAC POWER. CONTRACTOR TO REWORK EXISTING WIRING TO NEW LOCATION AS REQUIRED. COORDINATE WITH MECHANICAL.
- PROVIDE NEW MECHANICAL EQUIPMENT AND WIRE TO CIRCUIT SHOWN.
- PROVIDE NEW RECEPTACLE TYPE AS SHOWN AND WIRE TO NEW PANEL SPT. COORDINATE ELEVATION WITH ARCHITECTURAL PLANS.
- PROVIDE NEW 100A, 3PH, 24 CIRCUIT SURFACE MOUNTED PANEL. CONTRACTOR SHALL PROVIDE (1) 3-POLE, 100A BREAKER IN SLOTS 35, 40, AND 42. PROVIDE NEW FEEDER TO NEW PANEL SPT LOCATION.
- PROVIDE (2) 1-POLE, 25A BREAKERS IN EXISTING PANEL DEERING PAVILION (DP).



**GENERAL WORK NOTES**

- REFER TO THIS DRAWING FOR LIGHT FIXTURE INFORMATION.
- FIXTURES LABELED "M" ARE NIGHT LIGHTS AND ARE TO BE WIRED FOR CONTINUOUS USE.
- CONTRACTOR SHALL REMOVE AND REINSTALL EXISTING FIRE ALARM DEVICES AS REQUIRED FOR INSTALLATION OF NEW CEILING TILE. COORDINATE WITH ARCHITECTURAL PLANS.

NOTES:  
1. FIXTURES SHALL BE ENERGY STAR RATED OR HAVE HIGH PERFORMANCE BALLASTS AND LAMPS TO MEET STATE EFFICIENCY CRITERIA.  
2. CONTRACTOR SHALL APPLY FOR ALL EFFICIENCY MAINE REFUNDS ON BEHALF OF THE OWNER.



**Richard Curtis & Associates**  
PO Box 9739-1150  
Portland, ME 04104-5039  
Phone: (207)797-6300  
Fax: (207)797-6303  
rcurtisassociates@me.rr.com



**Owner:**  
DIOCESAN BUREAU OF HOUSING  
800 FOREST AVE  
PORTLAND, ME

**Contractor:**  
DICON CONSTRUCTION  
510 OCEAN AVE  
Portland, ME

**Project:**  
RENOVATIONS TO DEERING PAVILION  
800 FOREST AVE  
PORTLAND, ME

Project No: 12404

**Drawing Title:**  
FIRST FLOOR LIGHTING PLAN  
Scale: As Noted  
Date: 1 December 2014  
Revision Dates:

**Drawing Number:**  
E1