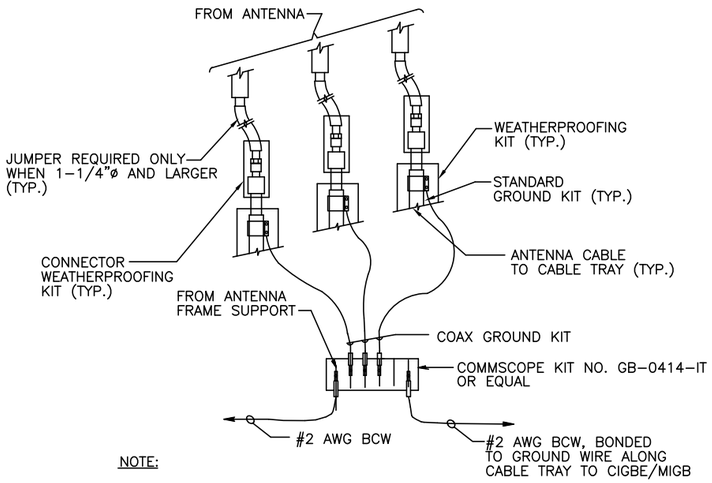

NOTE:

1. DO NOT INSTALL CABLE GROUND KIT AT A BEND AND ALWAYS DIRECT GROUND WIRE DOWN TO CIGBE.

GROUND WIRE TO GROUND BAR CONNECTION DETAIL

1 — N.T.S.

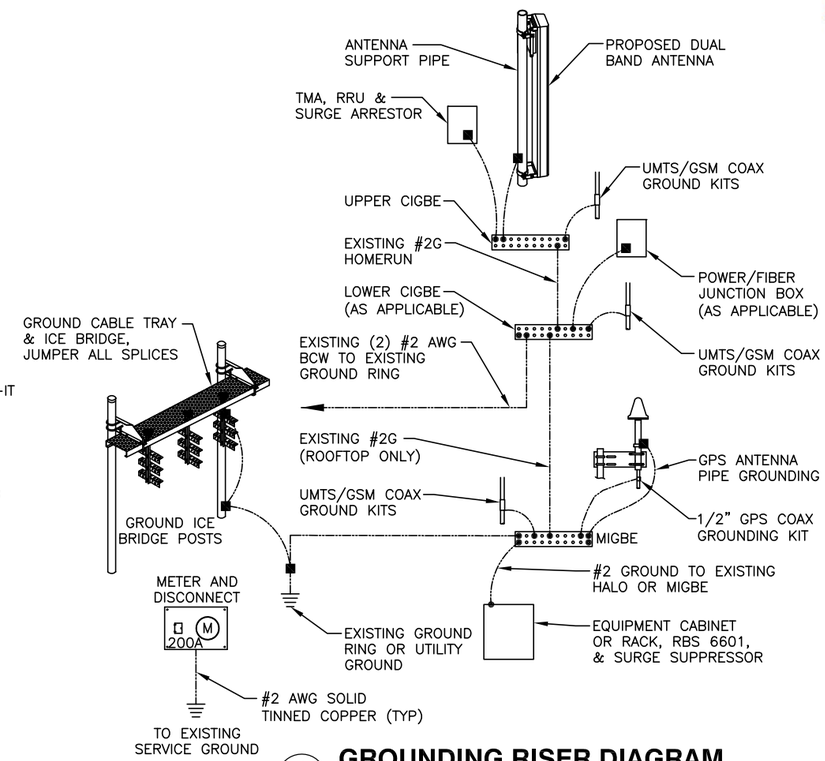

GROUNDING RISER DIAGRAM

2 — N.T.S.

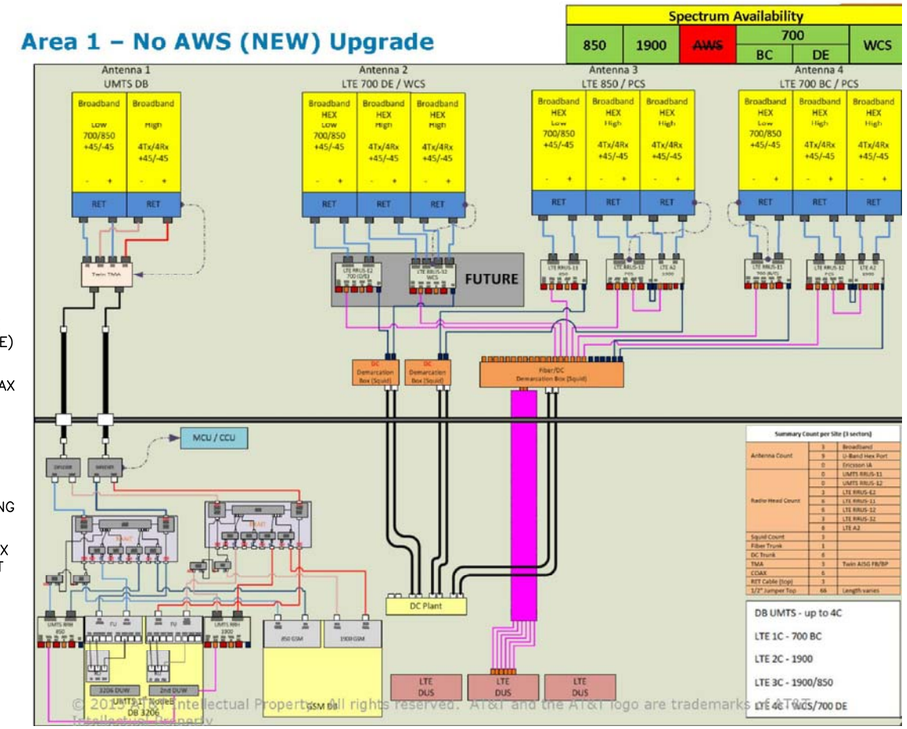

© 2013 AT&T Intellectual Property. All rights reserved. AT&T and the AT&T logo are trademarks of AT&T Intellectual Property.

PLUMBING DIAGRAM

3 — N.T.S.

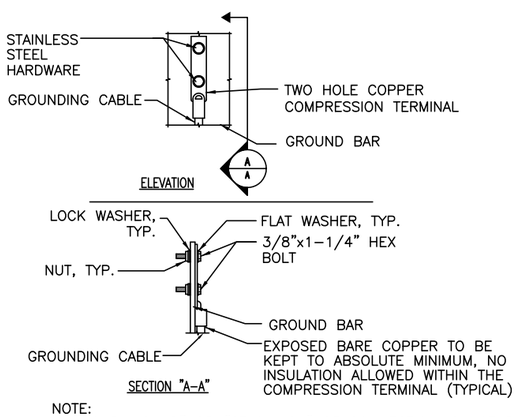

NOTE:

1. "DOUBLING UP" OR "STACKING " OF CONNECTION IS NOT PERMITTED.
2. OXIDE INHIBITING COMPOUND TO BE USED AT ALL LOCATIONS.
3. CADWELD DOWNLEADS FROM UPPER EGB, LOWER EGB, AND MGB.

TYPICAL GROUND BAR CONNECTION DETAIL

4 — N.T.S.

WIRELESS SOLUTIONS INC.			
NO.	REQ.	PART NO.	DESCRIPTION
1	1	HLGB–0420–IS	SOLID GND. BAR (20"x4"x1/4")
2	2	———	WALL MTG. BRKT.
3	2	———	INSULATORS
4	4	———	5/8"–11x1" H.H.C.S.
5	4	———	5/8 LOCKWASHER

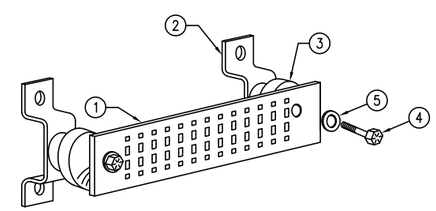

EACH GROUND CONDUCTOR TERMINATING ON ANY GROUND BAR SHALL HAVE AN IDENTIFICATION TAG ATTACHED AT EACH END THAT WILL IDENTIFY ITS ORIGIN AND DESTINATION.

SECTION "P" – SURGE PRODUCERS

CABLE ENTRY PORTS (HATCH PLATES) (#2)
GENERATOR FRAMEWORK (IF AVAILABLE) (#2)
TELCO GROUND BAR
COMMERCIAL POWER COMMON NEUTRAL/GROUND BOND (#2)
+24V POWER SUPPLY RETURN BAR (#2)
–48V POWER SUPPLY RETURN BAR (#2)
RECTIFIER FRAMES.

SECTION "A" – SURGE ABSORBERS

INTERIOR GROUND RING (#2)
EXTERNAL EARTH GROUND FIELD (BURIED GROUND RING) (#2)
METALLIC COLD WATER PIPE (IF AVAILABLE) (#2)
BUILDING STEEL (IF AVAILABLE) (#2)

GROUND BAR - DETAIL

5 — N.T.S.

STATE OF MAINE DANIEL P. HAMM 10144 LICENSED PROFESSIONAL ENGINEER

Hudson Design Group LLC
1600 OSGOOD STREET
BUILDING 20 NORTH, SUITE 3090
N. ANDOVER, MA 01845
TEL: (978) 557-5553
FAX: (978) 336-5586

SAI
27 NORTHWESTERN DR.
SALEM, NH 03079

SITE NUMBER: ME5038
SITE NAME: MORRILLS CORNER
880 FOREST AVENUE
PORTLAND, ME 04101
CUMBERLAND COUNTY

at&t
550 COCHITUATE ROAD
FRAMINGHAM, MA 01701

NO.	DATE	REVISIONS	BY	CHK	APP'D
2	12/27/13	ISSUED FOR CONSTRUCTION	SG	AT	DPH
1	11/20/13	ISSUED FOR CONSTRUCTION	SG	AT	DPH
A	11/05/13	ISSUED FOR REVIEW	SG	AT	DPH

SCALE: AS SHOWN | DESIGNED BY: AT | DRAWN BY: SG

AT&T

TITLE: DETAILS, DIAGRAM & GROUNDING DETAILS

JOB NUMBER	DRAWING NUMBER	REV
5038.01	G–1	2