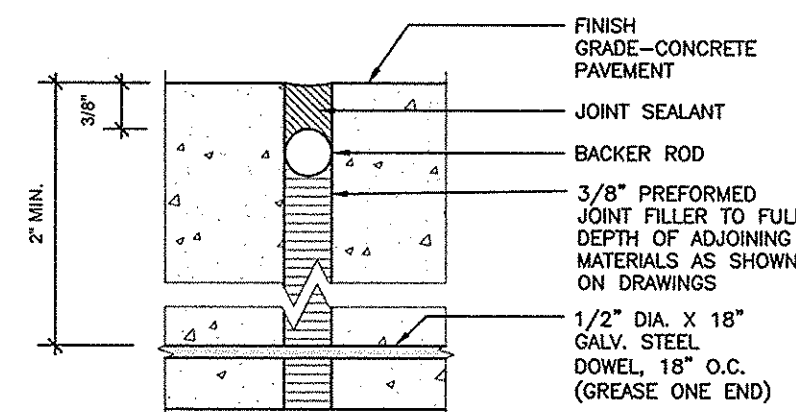
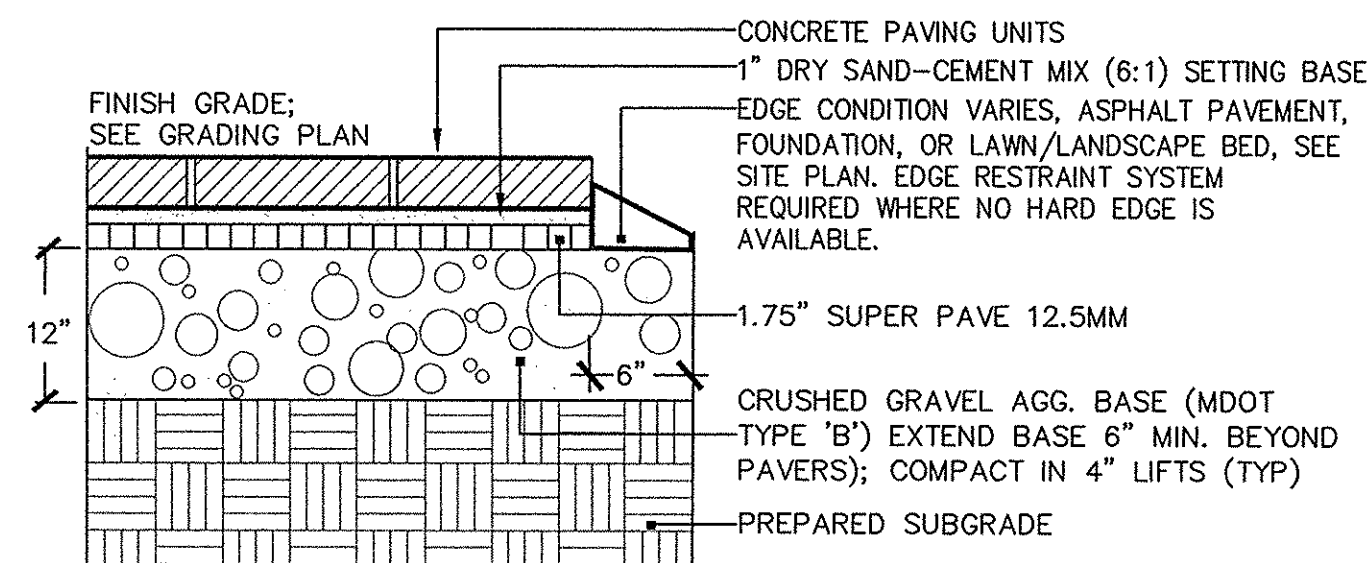


- CONCRETE SPECIFICATION:**
- 4000 p.s.i.
 - 3/4\"/>
 - 6 - 7 % AIR ENTRAINMENT
 - SLUMP - 4 ± 1"
- JOINT SPECIFICATIONS:**
- SPACING OF CONTROL JOINTS:
 - 10 FEET ON CENTER ALONG LENGTH
 - 8 FEET ON CENTER ALONG WIDTH
 - SAW CUT JOINTS AT 1 1/2\"/>
 - EXPANSION JOINTS SHALL BE PROVIDED ALONG FOUNDATION AND ALL OTHER HARD, NON-FLEXIBLE STRUCTURES
- FINISH SPECIFICATION:**
- BROOM SWEEP FINISH
 - CURE WITH CURE-TO-SPEC MS
 - AFTER CONSTRUCTION JOINTS HAVE BEEN FILLED AND SEALED, APPLY "CONSOLIDACK SALTGUARD"
- NOTE:**
ALL CONCRETE SHALL BE PLACED BY AN A.C.I. FLATWORK CERTIFIED FINISHER

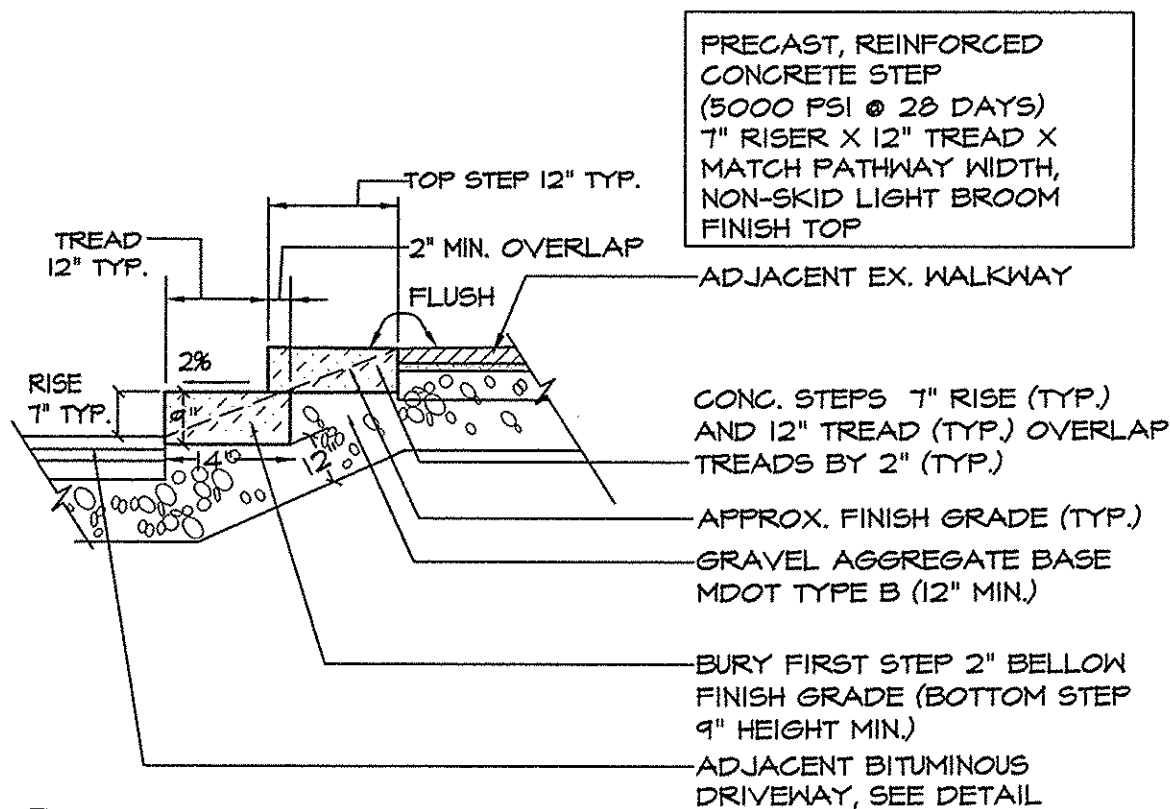
1 CONCRETE PAVEMENT (INTERNAL WALKWAYS)
NOT TO SCALE



2 EXPANSION JOINT
NOT TO SCALE



3 CONCRETE PAVERS (INTERNAL WALKWAYS)
NOT TO SCALE



5 PRECAST CONCRETE STEPS
NOT TO SCALE

Project Name:

**502
Deering
Center
Portland, Maine**

Owner / Applicant:

502 Deering Center, LLC
55 Hamblet Avenue
Portland, Maine 04103

Consultants:

Architect
Lachman Architects & Planners
58 Fore Street, Bldg 30
Portland, Maine 04101
207.831.8585
Contact: Denis Lachman

Landscape Architects
Carroll Associates
217 Commercial St.
Portland, Maine 04101
207.772.1552
Contact: Patrick Carroll

Civil Engineer
Pinkham & Greer Civil Engineers
28 Vannah Ave.
Portland, ME 04103
207.781.5242
Contact: Thomas Greer

Surveyor
Four Points Associates, Inc.
9 Ralph Avenue
Lewiston, Maine 04240
207.577.5840
Contact: Donald Dostie

Drawing Set:

No.	Date	Revision
1	12-22-16	SITE PLAN REVIEW-FINAL
2	2-7-17	REVS PER CITY COMMENTS
3	3-14-17	REVS PER CITY COMMENTS
4	4-12-17	FINAL CITY PLANS
5	5-5-17	FINAL CITY PLANS

Drawing Set:

PERMITTING

Drawn:


MAP

Checked:

MAP

Approved:

PC



Drawing Title:

SITE DETAILS

Job Number:

File:

Date: 12-22-2016 Scale: AS SHOWN

Drawing Number:

C-8.1

© 2017 CARROLL ASSOCIATES