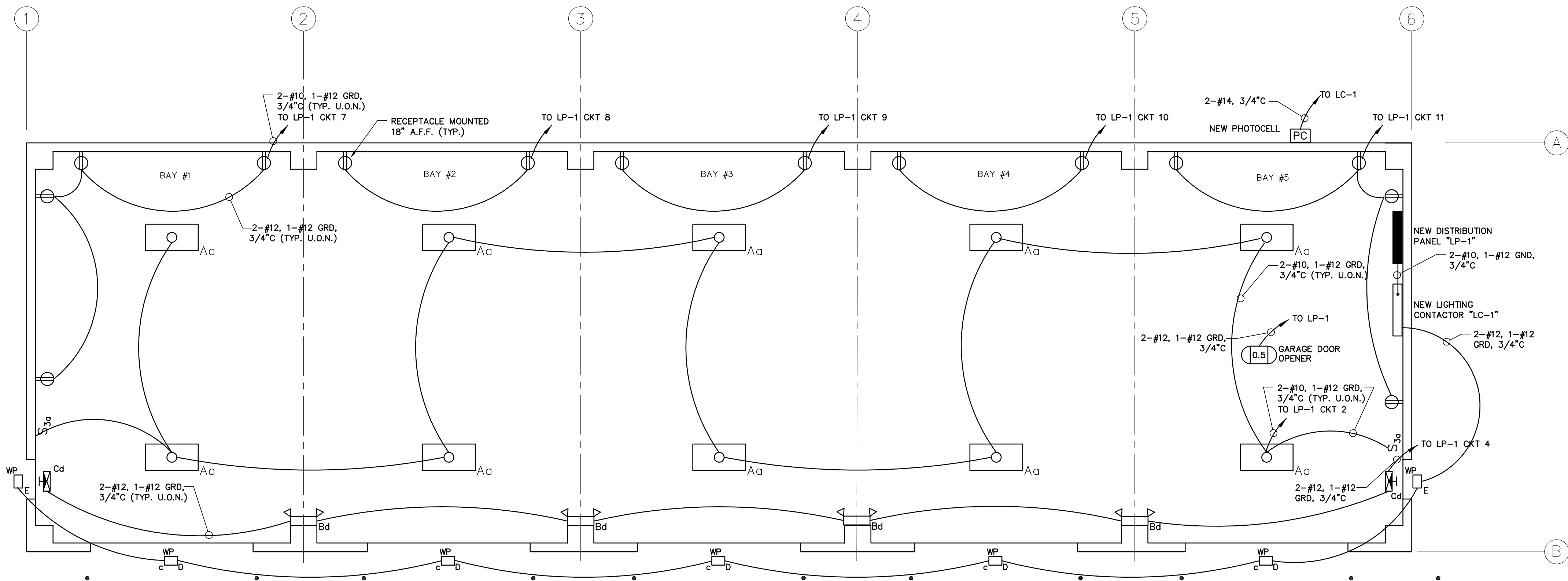
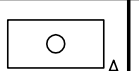
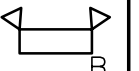
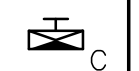
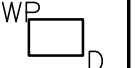
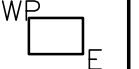


\\Portland\Projects\203848 City of Portland-General Engineering Services\28 Evergreen Cemetery Garage Replacement\02 Deliverables\220384828-E000-bld.dwg, Jan 22, 2007 - 1:08pm



PROPOSED ELECTRICAL PLAN
SCALE: 3/16" = 1'-0"

TYPE	MANUFACTURER	CATALOG NUMBER	TYPE	COLOR	MOUNTING	VOLTAGE	LAMPS	REMARKS	TOTAL WATTS
	LITHONIA	TXR 250S PA25ALEF 120 SMB24 JF	HPS	-	PENDANT W/ HANGING ROD	120	250W	INSTALL SINGLE MOUNTING ROD FROM STRUCTURAL SUPPORTS, APPROX. 13' AFF.	300
	LITHONIA	ELT36HLD	HALOGEN	-	WALL SURFACE	120	(2) HALOGEN	MOUNT 8'0" AFF ON WALL	8
	LITHONIA	LHQM S1R 120/277N	LED	RED	ABOVE DOOR	120	LED	MOUNT SURFACE ON WALL ABOVE DOOR @ 8' A.F.F.	5
	LITHONIA	TWP 35S120SRHPLPI	HPS	CLEAR	WALL @ 13'	120	1 HPS	MOUNT SURFACE ON WALL	50
	LITHONIA	TWP 50S120SRHPLPI	HPS	CLEAR	WALL @ 8'	120	1 HPS	MOUNT SURFACE ON WALL	70

LIGHTING FIXTURE SCHEDULE
SCALE: NONE

DIRECTORY	kVA LOAD		CKT NO.	BKR AMPS	A		B		BKR AMPS	CKT NO.	kVA LOAD		DIRECTORY
	A	B			A	B	A	B					
HEATED BAY 5 LIGHTING	1.2		1	15					25	2	2.4	BAYS 1 THRU 4 LIGHTING	
OUTDOOR LIGHTING "LC-1"		.5	3	15					15	4	—	EXIT SIGNS AND LIGHTS	
GAS UNIT HEATER	.03		5	15					15	6	.5	OVERHEAD GARAGE DOOR	
BAY 1 RECEPTACLES		1.4	7	15					15	8	.7	BAY 2 RECEPTACLES	
BAY 3 RECEPTACLES	.7		9	15					15	10	.7	BAY 4 RECEPTACLES	
BAY 5 RECEPTACLES		1.4	11	15					50	12	—	EXISTING WEST GARAGE	
EXISTING EAST GARAGE	—		13	50						14	—		
			15							16			
			17							18			
			19							20			
			21							22			
			23							24			
			25							26			
			27							28			
			29							30			
SUB—TOTAL					NEUTRAL BUS								SUB—TOTAL
					GROUND BUS								
VOLTAGE: 120/240	1	PHASE	3	WIRE	200 AMP BUS				TOTAL KVA	A		PANEL NO.	LP—1
MAIN BREAKER:					200 AMP TRIP				TOTAL KVA	B			
MOUNTING: SURFACE									TOTAL KVA			LOCATION	BAY #5
SC RATING: 65													
NOTES:													