



Commercial Interior & Change of Use Permit Application Checklist

All of the following information is required and must be submitted. Checking off each item as you prepare your application package will ensure your package is complete and will help to expedite the permitting process.

One (1) complete set of construction drawings must include: *(Please See Electronic Construction Plan set sent under Additional Email message on 12/21/2014)*

Note: Construction documents for costs in excess of \$50,000.00 must be prepared by a Design Professional and bear their seal.

- Cross sections w/framing details
- Detail of any new walls or permanent partitions
- Floor plans and elevations
- Window and door schedules
- Complete electrical and plumbing layout.
- Mechanical drawings for any specialized equipment such as furnaces, chimneys, gas equipment, HVAC equipment or other types of work that may require special review
- Insulation R-factors of walls, ceilings, floors & U-factors of windows as per the IEEC 2009
- Proof of ownership is required if it is inconsistent with the assessors records.
- Reduced plans or electronic files in PDF format are required.
- Per State Fire Marshall, all new bathrooms must be ADA compliant.

Separate permits are required for internal and external plumbing, HVAC & electrical installations.

For additions less than 500 sq. ft. or that does not affect parking or traffic, a site plan exemption should be filed including:

- The shape and dimension of the lot, footprint of the existing and proposed structure and the distance from the actual property lines.
- Location and dimensions of parking areas and driveways, street spaces and building frontage.
- Dimensional floor plan of existing space and dimensional floor plan of proposed space.

A Minor Site Plan Review is required for any change of use between 5,000 and 10,000 sq. ft. (cumulatively within a 3-year period)

- Total Columbarium Structure Footprint (Above Grade) @ 152 SF
- Total Granite Step Staircase Structure Footprint @ 50 SF (Above Grade)

Fire Department requirements.

The following shall be submitted on a separate sheet:

- Name, address and phone number of applicant **and** the project architect.
- Proposed use of structure (NFPA and IBC classification)
- Square footage of proposed structure (total and per story)
- Existing and proposed fire protection of structure.
- Separate plans shall be submitted for
 - a) Suppression system
 - b) Detection System (separate permit is required)
- A separate Life Safety Plan must include:
 - a) Fire resistance ratings of all means of egress
 - b) Travel distance from most remote point to exit discharge
 - c) Location of any required fire extinguishers
 - d) Location of emergency lighting
 - e) Location of exit signs
 - f) NFPA 101 code summary
- Elevators shall be sized to fit an 80" x 24" stretcher.

For questions on Fire Department requirements call the Fire Prevention Officer at (207) 874-8405.

Please submit all of the information outlined in this application checklist. If the application is incomplete, the application may be refused.

In order to be sure the City fully understands the full scope of the project, the Planning and Development Department may request additional information prior to the issuance of a permit. For further information or to download copies of this form and other applications visit the Inspections Division on-line at www.portlandmaine.gov, or stop by the Inspections Division office, room 315 City Hall or call 874-8703.

Permit Fee: \$25.00 for the first \$1000.00 construction cost, \$11.00 per additional \$1000.00 cost

This is not a Permit; you may not commence any work until the Permit is issued.



Jeff Levine, AICP, Director
Planning & Urban Development Department

Tammy Munson, Director
Inspections Division

Electronic Signature and Fee Payment Confirmation

Notice: Your electronic signature is considered a legal signature per state law.

By digitally signing the attached document(s), you are signifying your understanding this is a legal document and your electronic signature is considered a **legal signature** per Maine state law. You are also signifying your intent on paying your fees by the opportunities below.

I, the undersigned, intend and acknowledge that no permit application can be reviewed until payment of appropriate permit fees are **paid in full** to the Inspections Office, City of Portland Maine by method noted below:

Within 24-48 hours, upon receipt of an e-mailed invoice from Building Inspections, which signifies that my electronic permit application and corresponding paperwork have been received, determined complete, entered by an administrative representative, and assigned a permit number, I then have the following four (4) payment options:

- provide an on-line electronic check or credit/debit card (we now accept American Express, Discover, VISA, and MasterCard) payment (along with applicable fees beginning July 1, 2014),
- call the Inspections Office at (207) 874-8703 and speak to an administrative representative to provide a credit/debit card payment over the phone,
- hand-deliver a payment method to the Inspections Office, Room 315, Portland City Hall,
- deliver a payment method through the U.S. Postal Service, at the following address:

Permit Cost Waived City of Portland, Inspections Division
389 Congress Street, Room 315
Portland, Maine 04101

Once my payment has been received, this then starts the review process of my permit. **After all approvals have been met and completed, I will then be issued my permit via e-mail.** No work shall be started until I have received my permit.

Applicant Signature: William M. Bradshaw (William M. Bradshaw) Project Manager Date: 12/19/2014

I have provided digital copies and sent them on: Via e-mail to building inspections@portlandmaine.gov Date: 12/19/2014

NOTE: All electronic paperwork must be delivered to buildinginspections@portlandmaine.gov or by physical means ie; a thumb drive or CD to the office.



General Building Permit Application

If you or the property owner owes real estate or personal property taxes or user charges on any property within the City, payment arrangements must be made before permits of any kind are accepted.

Address/Location of Construction: Evergreen Cemetary		
Total Square Footage of Proposed Structure:		202 SF
Tax Assessor's Chart, Block & Lot Chart# Block# Lot# 134 A 001	Applicant Name: R.E. Coleman, Inc. Address 126 Industrial Way City, State & Zip Portland, ME, 04103-1082	Telephone: (207) - 797-3779 Email: bill.recoleman @maine.rr.com
Lessee/Owner Name : (if different than applicant) Address: City of Portland (Purchasing office) City, State & Zip: 389 Congress St., Portland, ME, 04101 Telephone & E-mail: (207) - 874 - 8654 mff@portlandmaine.gov	Contractor Name: (if different from Applicant) (same) Address: City, State & Zip: Telephone & E-mail:	Cost Of Work: \$ 122,210.00 C of O Fee: \$ _____ Historic Rev \$ _____ Total Fees : \$ FEE WAIVED
Current use (i.e. single family) <u>Cemetery Usage</u>		
If vacant, what was the previous use? _____		
Proposed Specific use: <u>Cemetery Expansion</u>		
Is property part of a subdivision? <u>No</u> If yes, please name _____		
Project description: <u>Construction of new roadways, gravel pathway revegetation, installation of underdrain + water utilities, new landscaping features, construction of new Columbarium structure</u>		
Who should we contact when the permit is ready: <u>Bill Bradshaw / Project Manager - R.E. Coleman, Inc.</u>		
Address: <u>126 Industrial Way</u>		
City, State & Zip: <u>Portland, ME, 04103-1082</u>		
E-mail Address: <u>bill.recoleman@maine.rr.com</u>		
Telephone: <u>(207) - 899-6333</u>		

Please submit all of the information outlined on the applicable checklist. Failure to do so causes an automatic permit denial.

In order to be sure the City fully understands the full scope of the project, the Planning and Development Department may request additional information prior to the issuance of a permit. For further information or to download copies of this form and other applications visit the Inspections Division on-line at www.portlandmaine.gov, or stop by the Inspections Division office, room 315 City Hall or call 874-8703.

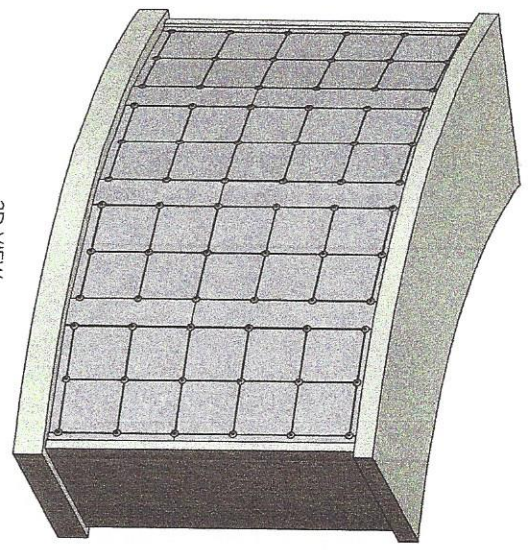
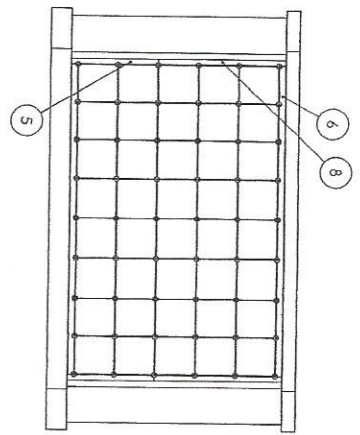
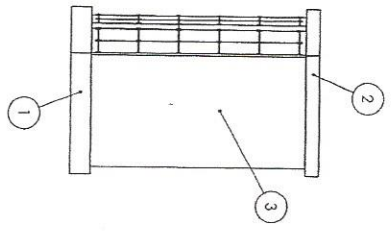
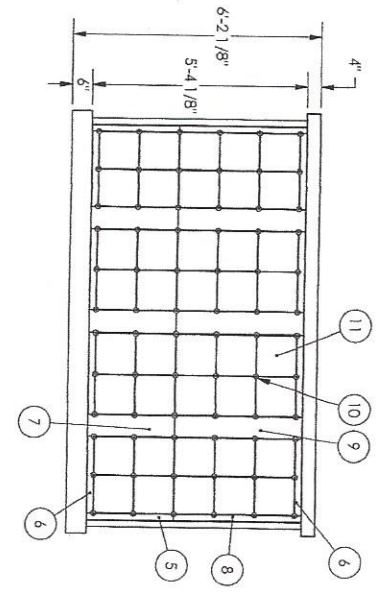
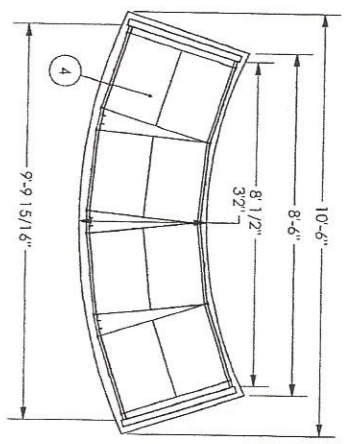
I hereby certify that I am the Owner of record of the named property, or that the owner of record authorizes the proposed work and that I have been authorized by the owner to make this application as his/her authorized agent. I agree to conform to all applicable laws of this jurisdiction. In addition, if a permit for work described in this application is issued, I certify that the Code Official's authorized representative shall have the authority to enter all areas covered by this permit at any reasonable hour to enforce the provisions of the codes applicable to this permit.

Signature: <u>William M. Bradshaw</u> (William M. Bradshaw - Project Manager)	Date: <u>12/19/2014</u>
--	-------------------------

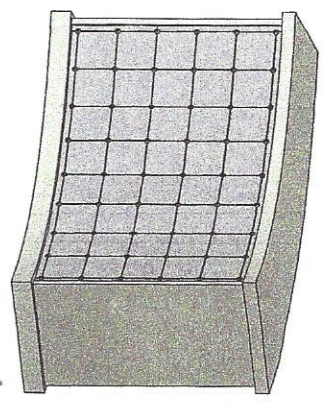
This is not a permit; you may not commence ANY work until the permit is issued.

ITEM NO.	PART NUMBER	DESCRIPTION	QTY.
1	BASE-KMI-Q0984	GRANITE BASE	1
2	ROOF-KMI-Q0985	GRANITE ROOF	1
3	SIDE-KMI-Q0986	GRANITE SIDE	2
4	KMI-Q1315	NICHE STRUCTURE 2 WIDE 5 HIGH 1 1/2" DEEP BACK TO BACK	4
5	TRIM-KMI-Q1381	GRANITE TRIM .875" X 1.875" X 26.00"	4
6	TRIM-KMI-Q1382	GRANITE TRIM .875" X 1.875" X 24.00"	16
7	TRIM-KMI-Q1383	GRANITE TRIM .875" X 6.50" X 24.00"	3
8	TRIM-KMI-Q1384	GRANITE TRIM .875" X 1.975" X 38.00"	4
9	TRIM-KMI-Q1385	GRANITE TRIM .875" X 6.50" X 38.00"	3
10	ROSETTE	ROSETTE	144
11	DOOR-KMI-Q1380	NICHE GRANITE DOOR 12" X 12"	80

REV.	DESCRIPTION	DATE	APPROVED
01	INITIAL RELEASE	9/28/2014	DM



3D VIEW
SCALE: NTS



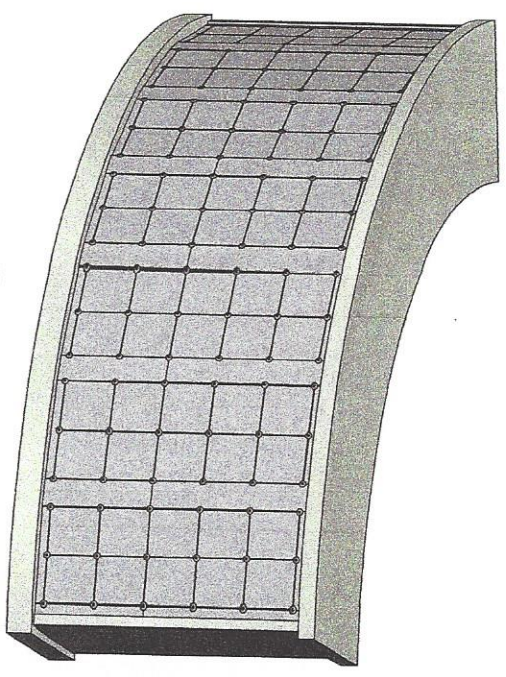
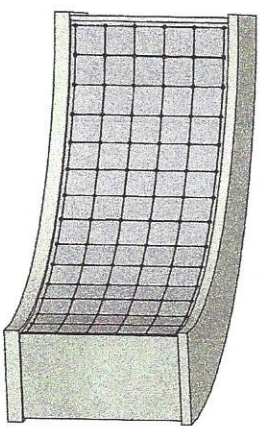
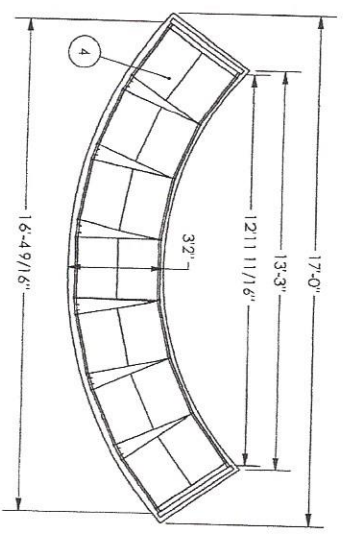
PROPRIETARY AND CONFIDENTIAL
THE INFORMATION CONTAINED HEREIN IS THE SOLE PROPERTY OF KMI CORPORATION. IT IS TO BE KEPT IN CONFIDENCE AND NOT REPRODUCED, COPIED, OR TRANSMITTED IN ANY FORM OR BY ANY MEANS, WITHOUT THE WRITTEN PERMISSION OF KMI CORPORATION.

UNLESS OTHERWISE SPECIFIED:
DIMENSIONS ARE IN INCHES
FINISHES ARE AS NOTED
TOLERANCES: .001" ±
THROUGH HOLES: ±.010"
HOLE LOCUS: ±.005"
HOLE LOCUS: ±.010"
HOLE LOCUS: ±.010"
HOLE LOCUS: ±.010"

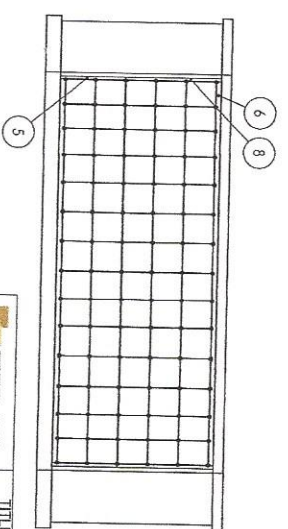
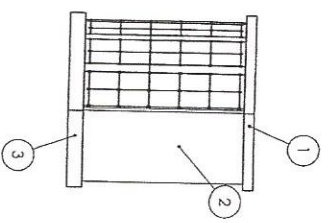
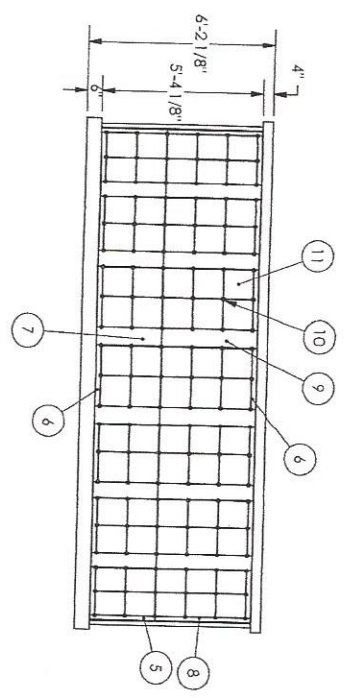
		NAME	DATE	TITLE Q80 QUARTER ROUND 16" DEEP
		SAVAN	9/28/2014	
CHECKED	DM	SCALE: 1:36	SIZE DWG. NO. B	REV. 01
DATE	9/28/2014	SHEET 1 OF 1		

ITEM NO.	PART NUMBER	DESCRIPTION	QTY.
1	ROOF-KMI-Q388	GRANITE ROOF	1
2	SIDE-KMI-Q388	GRANITE SIDE	1
3	BASE-KMI-Q387	GRANITE BASE	1
4	KMI-Q432	NICHE STRUCTURE 2 WIDE 5 HIGH 16" DEEP BACK TO BACK	7
5	TRIM-KMI-Q381	GRANITE TRIM, 875" X 1.875" X 26.00"	4
6	TRIM-KMI-Q382	GRANITE TRIM, 875" X 1.875" X 24.03"	28
7	TRIM-KMI-Q383	GRANITE TRIM, 875" X 6.50" X 28.00"	4
8	TRIM-KMI-Q384	GRANITE TRIM, 875" X 1.875" X 38.00"	4
9	TRIM-KMI-Q385	GRANITE TRIM, 875" X 4.50" X 38.00"	6
10	ROSETTE	ROSETTE	252
11	DOOR-KMI-Q480	NICHE GRANITE DOOR 12" X 12"	140

REV.	DESCRIPTION	DATE	APPROVED
02	INITIAL RELEASE	3/17/2014	DM



3D VIEW
SCALE: NTS



PROPRIETARY AND CONFIDENTIAL
THE INFORMATION CONTAINED IN THIS DRAWING IS THE SOLE PROPERTY OF KMI. IT IS TO BE USED ONLY FOR THE PROJECT AND SITE SPECIFICALLY IDENTIFIED HEREIN. ANY REUSE OR MODIFICATION WITHOUT THE WRITTEN PERMISSION OF KMI IS PROHIBITED.

UNLESS OTHERWISE SPECIFIED
DIMENSIONS ARE IN INCHES
FRACTIONS: 1/16
ANGULARS: 1/4", 90°, 45°
TOLERANCES: FRACTIONS: 1/16
DECIMALS: 0.005
FINISHES: PER PROJECT SPECIFICATIONS

NAME: QUINN
DATE: 3/13/2014
CHECKED: DM
DATE: 3/17/2014



TITLE: Q140 QUARTER ROUND 16" DEEP

SIZE: B
DWG. NO.: Q140-16DEEP-2
SCALE: 1:48
REV: 02
SHEET 1 OF 1