

FINISH SCHEDULE									
ROOM NO.	NAME	FLOOR	BASE	WALLS NORTH	WALLS EAST	WALLS SOUTH	WALLS WEST	CEILING	NOTES
101	VESTIBULE	WALK OFF MAT (WOM)	EXIST. TO REMAIN	REPAINT	REPAINT	REPAINT	REPAINT	REPAINT	NOTE 1, 2, 3
102B	RAMP	NEW CARPET	PTD WOOD BASE	REPAINT	REPAINT	REPAINT	REPAINT	REPAINT	NOTE 1, 3, 4
103	TOILET	EXIST. TO REMAIN	EXIST.	EXIST.	EXIST.	EXIST.	EXIST.	EXIST.	NOTE 4
104	STAIR	EXIST. TO REMAIN	EXIST.	REPAINT	REPAINT	REPAINT	REPAINT	REPAINT	NOTE 5
106A	PROCESSING	NEW CARPET	RUBBER	REPAINT	REPAINT	REPAINT	REPAINT	REPAINT	NOTE 1, 4
106B	OFFICE	NEW CARPET	RUBBER	REPAINT	REPAINT	REPAINT	REPAINT	REPAINT	NOTE 1, 4
108	CIRCULATION	NEW CARPET	RUBBER	REPAINT	REPAINT	REPAINT	REPAINT	REPAINT	NOTE 1, 6
109A	NEW ADULT FICTION	NEW CARPET	RUBBER	REPAINT	REPAINT	REPAINT	REPAINT	REPAINT	NOTE 1, 6, 7
109B	YOUTH SERVICES	NEW CARPET	RUBBER	REPAINT	REPAINT	REPAINT	REPAINT	REPAINT	NOTE 1, 6, 7
110	CHILDREN'S	NEW CARPET	RUBBER	REPAINT	REPAINT	REPAINT	REPAINT	REPAINT	NOTE 1, 6, 7
111	YOUTH SERVICES	EXIST. TO REMAIN	EXIST. TO REMAIN	EXIST. TO REMAIN	EXIST. TO REMAIN	EXIST. TO REMAIN	EXIST. TO REMAIN	EXIST. TO REMAIN	NOTE 1, 6, 7
112	HALL	NEW CARPET	RUBBER	REPAINT	REPAINT	REPAINT	REPAINT	REPAINT	NOTE 1, 6
113	ELEVATOR	CARPET							

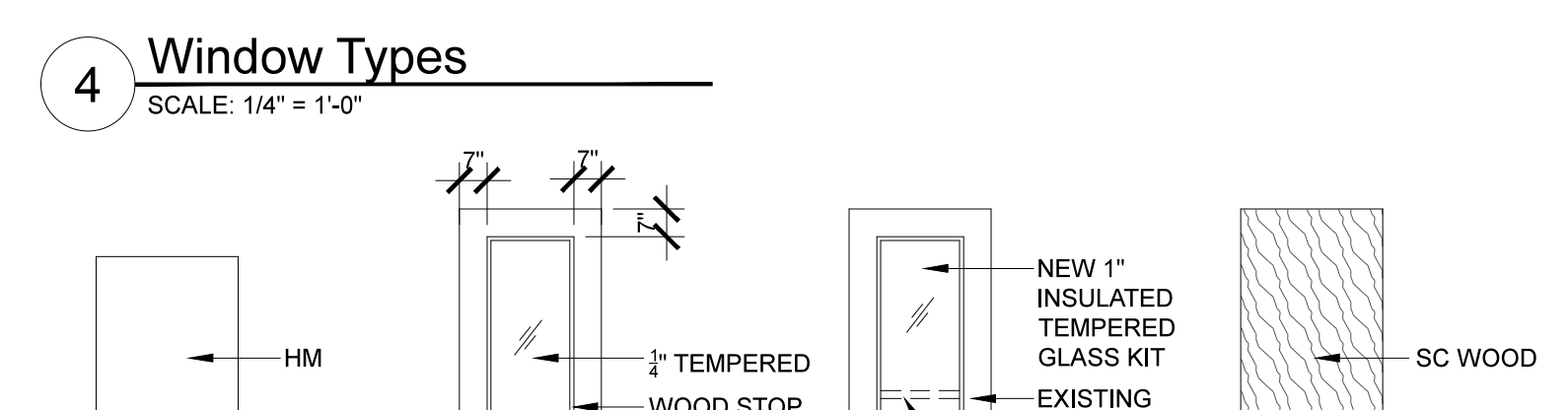
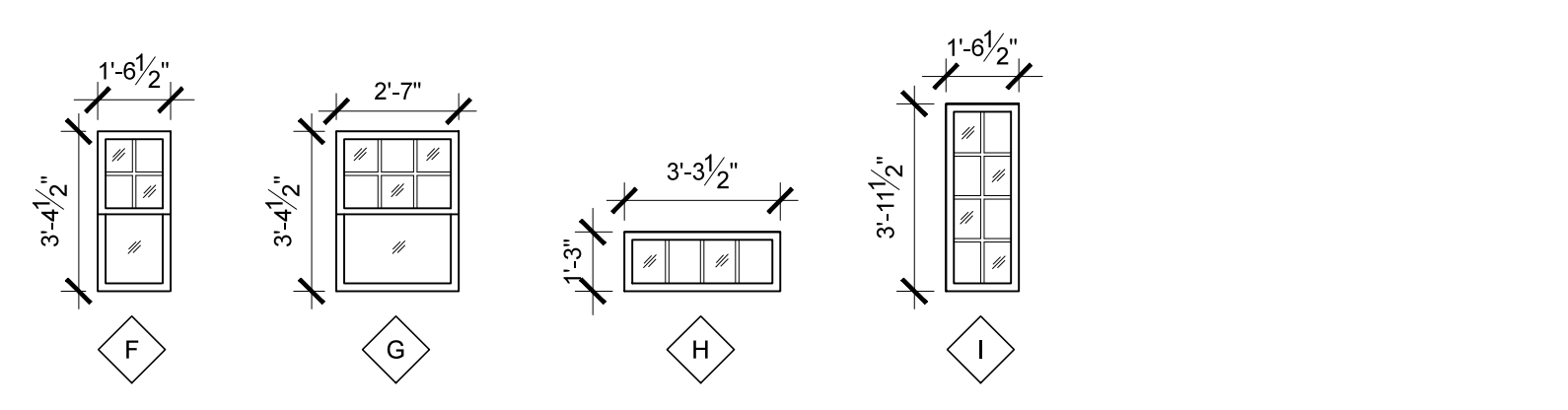
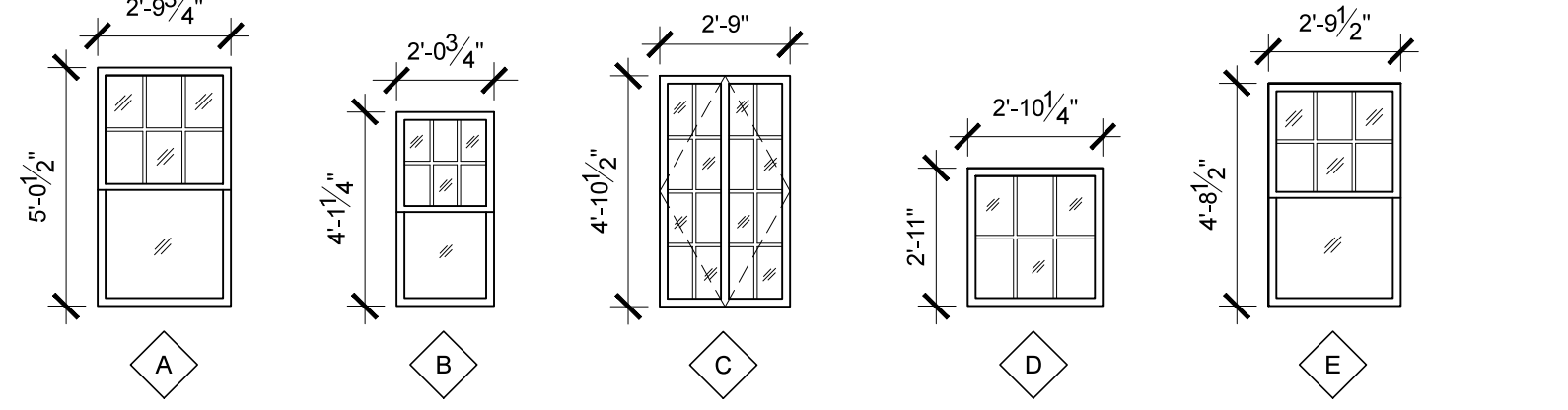
GENERAL NOTES:
 1. PATCH AND REPAIR WALLS AS NECESSARY AFTER REMOVAL OF CASEWORK AND SHELVING.
 2. PATCH FLOOR SHEATHING AS NECESSARY AFTER REMOVAL OF CASEWORK.
 3. AT EXISTING EXPOSED STRUCTURE (PTD) USE INSULATE CAVITY WITH RIGIDGLASS BATT INSULATION, (1") STRIP CEILING, ADD 5/8" GYPSUM BOARD CEILING, PAINT. NEW ELECTRICAL LINES TO BE FULLY CONCEALED.
 4. NEW FLOOR FRAMING, PROVIDE SHEATHING AND SUBFLOOR FOR NEW CARPET.
 5. AT EXISTING STAIR CHAIR LIFT TO BE REMOVED, PATCH WALL AND WINDOW TRIM TO MATCH ADJACENT FINISHES.
 6. PATCH WALLS, FLOOR AND CEILING AS NECESSARY AFTER DEMOLITION, MATCH ADJACENT FINISHES.
 7. AT CEILINGS TO REMAIN SAND, PREP AND REMOVE PEELING PAINT, PRIOR TO NEW FINISHES.
 8. REPAINT DOOR ALL SIDES

DOOR SCHEDULE									
MARK	LOCATION	DESCRIPTION	DOOR	WIDTH	HEIGHT	THICK	MATERIAL	TYPE	REMARKS
106A	PROCESSING	EXTERIOR	NEW CARPET	3'-0"	8'-0"	1 1/2	HM	A	YIELD VERIFY DOOR + FRAME SIZE PRIOR TO ORDER
106B	PROCESSING	INTERIOR FLUSH WOOD	3'-0"	7'-0"	1 1/2	LMH	B	HM	F2
106C	OFFICE	EXISTING EXTERIOR	3'-0"	7'-0"	1 1/2	LMH	C	EXIST	EXIST
106D	PROCESSING	PARED BR-SWING DOORS	3'-0"	7'-0"	1 1/2	SC WOOD	D	HM	F1
201A	UPPER STAIR HALL	INTERIOR FLUSH WOOD	3'-0"	7'-0"	1 1/2	SC WOOD	D	HM	F1
002A	EMR		3'-0"	7'-0"	1 1/2	HM			43

GENERAL NOTES:
 1. GENERAL CONTRACTOR TO CONFIRM ALL JAMB DEPTH DIMENSIONS PRIOR TO PLACING DOOR/FRAME ORDER.
 2. ALL GLASS TO BE TEMPERED AS REQUIRED BY CODE.
 3. CONFIRM CLEAR OPENING DIMENSIONS AT ALL EXTERIOR DOORS, VERIFY COMPLIANCE WITH ADA.

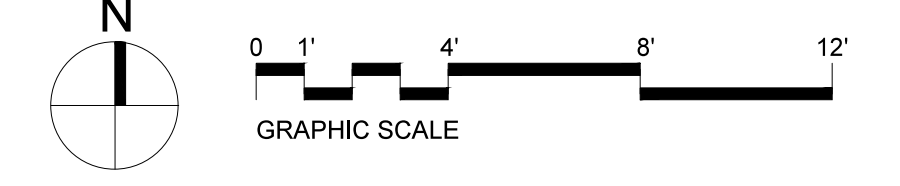
WINDOW SCHEDULE											
TYPE	MFR	OPERATION	W	H	JAMB	HEAD	JAMB	SEIL	SCREEN	GLAZING	REMARKS
A		DOUBLE HUNG	2'-9 1/4"	4'-10 1/2"	VF				YES		
B		DOUBLE HUNG	2'-9 1/4"	4'-10 1/2"	VF				YES		
C		CASEMENT	2'-9 1/4"	4'-10 1/2"	VF				YES (P)		
D		DOUBLE HUNG	2'-10 1/4"	2'-11"	VF				YES		
E		DOUBLE HUNG	2'-9 1/4"	4'-10 1/2"	VF				YES		
F		DOUBLE HUNG	1'-6 1/2"	3'-4 1/2"	VF				YES (P)		
G		DOUBLE HUNG	2'-7"	3'-4 1/2"	VF				YES		
H		FIXED CASEMENT	3'-3 1/2"	1'-6 1/2"	VF				NO		
I		FIXED CASEMENT	1'-6 1/2"	3'-11 1/2"	VF				NO		

GENERAL NOTES:
 1. REMOVE ALL EXISTING STORM WINDOWS, (P)
 2.
 3.



W4	01	UL# XXXX RATING 60 MINS	
W4	02	UL# XXXX RATING 60 MINS	
W4	03	UL# XXXX RATING 60 MINS	
W4	04	UL# XXXX RATING 60 MINS	
W4	05	UL# U305 RATING 60 MINS	
W6	01	UL# U309 RATING 60 MINS	

1 First Floor Plan
SCALE: 1/8" = 1'-0"



LDD PROJECT NAME: N/A
 DRAWING NAME: N/A
 FIELD BOOK USED: N/A
 DESIGNED BY: ASK
 DRAWN BY: KC
 CHECKED BY: ASK
 SCALE: ASK
 DATE: 02/06/15
 PORTLAND PUBLIC LIBRARY
 BURBANK BRANCH
 377 Stevens Avenue
 Deering Center
 Portland, Maine 04103
 CITY OF PORTLAND, MAINE
 Addition + Renovation for
 The Burbank Branch Library
 ISSUED FOR PERMITTING
 FIRST FLOOR PLAN
 SHEET # **A101**
 PLAN NUMBER

