

**City of Portland, Maine - Building or Use Permit Application**

389 Congress Street, 04101 Tel: (207) 874-8703, Fax: (207) 874-8716


Permit No: 07-1380	Issue Date:	CBL: 131 L001001
-----------------------	-------------	---------------------

Location of Construction: 127 PLEASANT AVE	Owner Name: ABBOTT LORRAINE	Owner Address: 127 PLEASANT AVE	Phone:
Business Name:	Contractor Name: Chim Tech / Scott Scott Meikle	Contractor Address: 29 Plamer Road Buxton	Phone 2072050350
Lessee/Buyer's Name	Phone:	Permit Type: HVAC	Zone: R3

Past Use: Single Family Home	Proposed Use: Single Family Home - install a Rengency U32 Fireplace insert	Permit Fee: \$50.00	Cost of Work: \$2,500.00	CEO District: 4
Proposed Project Description: install a Rengency U32 Fireplace insert		FIRE DEPT: <input type="checkbox"/> Approved <input type="checkbox"/> Denied	INSPECTION: Use Group: R5 Type: SB  IRC 2003 SOME GAS REGULATIONS Signature: [Signature] 11/08/07	
		PEDESTRIAN ACTIVITIES DISTRICT (P.A.D.) Action: <input type="checkbox"/> Approved <input type="checkbox"/> Approved w/Conditions <input type="checkbox"/> Denied Signature: _____ Date: _____		

Permit Taken By: Idobson	Date Applied For: 11/08/2007	<b>Zoning Approval</b>
-----------------------------	---------------------------------	------------------------

<p>1. This permit application does not preclude the Applicant(s) from meeting applicable State and Federal Rules.</p> <p>2. Building permits do not include plumbing, septic or electrical work.</p> <p>3. Building permits are void if work is not started within six (6) months of the date of issuance. False information may invalidate a building permit and stop all work..</p>	<p><b>Special Zone or Reviews</b></p> <input type="checkbox"/> Shoreland <input type="checkbox"/> Wetland <input type="checkbox"/> Flood Zone <i>NA</i> <input type="checkbox"/> Subdivision <input type="checkbox"/> Site Plan Maj <input type="checkbox"/> Minor <input type="checkbox"/> MM <input type="checkbox"/> Date: _____	<p><b>Zoning Appeal</b></p> <input type="checkbox"/> Variance <input type="checkbox"/> Miscellaneous <input type="checkbox"/> Conditional Use <input type="checkbox"/> Interpretation <input type="checkbox"/> Approved <input type="checkbox"/> Denied Date: _____	<p><b>Historic Preservation</b></p> <input checked="" type="checkbox"/> Not in District or Landmark <input checked="" type="checkbox"/> Does Not Require Review <input type="checkbox"/> Requires Review <input type="checkbox"/> Approved <i>NA</i> <input type="checkbox"/> Approved w/Conditions <input type="checkbox"/> Denied Date: _____
---	---	---	---



**CERTIFICATION**

I hereby certify that I am the owner of record of the named property, or that the proposed work is authorized by the owner of record and that I have been authorized by the owner to make this application as his authorized agent and I agree to conform to all applicable laws of this jurisdiction. In addition, if a permit for work described in the application is issued, I certify that the code official's authorized representative shall have the authority to enter all areas covered by such permit at any reasonable hour to enforce the provision of the code(s) applicable to such permit.

SIGNATURE OF APPLICANT	ADDRESS	DATE	PHONE
RESPONSIBLE PERSON IN CHARGE OF WORK, TITLE		DATE	PHONE

**City of Portland, Maine - Building or Use Permit**

389 Congress Street, 04101 Tel: (207) 874-8703, Fax: (207) 874-8716

<b>Permit No:</b> 07-1380	<b>Date Applied For:</b> 11/08/2007	<b>CBL:</b> 131 L001001
------------------------------	--	----------------------------

<b>Location of Construction:</b> 127 PLEASANT AVE	<b>Owner Name:</b> ABBOTT LORRAINE	<b>Owner Address:</b> 127 PLEASANT AVE	<b>Phone:</b>
<b>Business Name:</b>	<b>Contractor Name:</b> Chim Tech / Scott Scott Meikle	<b>Contractor Address:</b> 29 Plamer Road Buxton	<b>Phone</b> (207) 205-0350
<b>Lessee/Buyer's Name</b>	<b>Phone:</b>	<b>Permit Type:</b> HVAC	

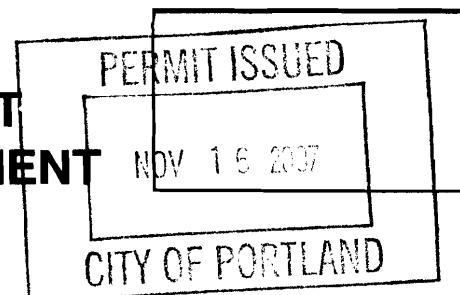
<b>Proposed Use:</b> Single Family Home - install a Rengency U32 Fireplace insert	<b>Proposed Project Description:</b> install a Rengency U32 Fireplace insert
--	---

<b>Dept:</b> Zoning	<b>Status:</b> Not Applicable	<b>Reviewer:</b>	<b>Approval Date:</b>	<b>Ok to Issue:</b> <input checked="" type="checkbox"/>
<b>Note:</b>				
<b>Dept:</b> Building	<b>Status:</b> Approved with Conditions	<b>Reviewer:</b> Tom Markley	<b>Approval Date:</b> 11/08/2007	<b>Ok to Issue:</b> <input checked="" type="checkbox"/>
<b>Note:</b>				
1) Application approval based upon information provided by applicant. Any deviation from approved plans requires separate review and approval prior to work.				
2) The installation must comply with the State of Maine Gas Regulations.				



FILL IN AND SIGN WITH INK

# APPLICATION FOR PERMIT HEATING OR POWER EQUIPMENT



To the INSPECTOR OF BUILDINGS, PORTLAND, ME.

The undersigned hereby applies for a permit to install the following heating, cooking or power equipment in accordance with the Laws of Maine, the Building Code of the City of Portland, and the following specifications:

Location / CBL 137 L1 Use of Building Home Date 11/8/07  
Name and address of owner of appliance LORRAINE ATLAS 127 Pleasant Ave  
Portland, ME 04103  
Installer's name and address SCOTT Meikle Buxton ME  
Chim Tack Telephone 207-205-0350

**Location of appliance:**

- Basement  Floor  
 Attic  Roof

**Type of Fuel:**

- Gas  Oil  Solid

Appliance Name: Regency U32  
U.L. Approved  Yes  No Insert

Will appliance be installed in accordance with the manufacture's installation instructions?  Yes  No

IF NO Explain: \_\_\_\_\_

**The Type of License of Installer:**

- Master Plumber # \_\_\_\_\_  
 Solid Fuel # \_\_\_\_\_  
 Oil # \_\_\_\_\_  
 Gas # PNT-3855  
 Other \_\_\_\_\_

**Type of Chimney:**

- Masonry Lined  
Factory built \_\_\_\_\_

- Metal  
Factory Built U.L. Listing # \_\_\_\_\_

- Direct Vent  
Type \_\_\_\_\_ UL# \_\_\_\_\_

**Type of Fuel Tank**

- Oil  
 Gas

Size of Tank Propane

Number of Tanks 57 permit # 051270

Distance from Tank to Center of Flame \_\_\_\_\_ feet.

Cost of Work: \$ 2500

Permit Fee: \$ 50

**Approved**

Fire: \_\_\_\_\_

Ele.: \_\_\_\_\_

Bldg.: \_\_\_\_\_

Signature of Installer [Signature]

**Approved with Conditions**

- See attached letter or requirement

Inspector's Signature \_\_\_\_\_

Date Approved \_\_\_\_\_



# design your own fireplace

Your Regency® matches your home and lifestyle perfectly. How do we know that? Because you designed it yourself!

Visit [www.regency-fire.com](http://www.regency-fire.com) today and surf through our selection of products and accessories to design your own fireplace. The endless options are just a click away! Change the style until you have your perfect fireplace... then ask your friends and family for their opinion!

Click on Fireplace Design Centre at [www.regency-fire.com](http://www.regency-fire.com) and then visit your authorized local dealer to design your own fireplace.

## fireplace selection worksheet

We want you to enjoy your beautiful Regency fireplace for years to come. To help you figure out which product is just right for your home, fill in the following worksheet. Once complete, visit your nearest Regency dealer. Your professional Regency dealer will assess your needs - including local building codes - and install your Regency.

### 1. BASIC PRODUCT FUNCTION QUESTIONS

- a. I would like my inbuilt to provide me with:  Supplemental heating  Priority heating
- b. The room/rooms I would like to heat are: \_\_\_\_\_ Square feet
- c. My fuel source will be:  Natural gas  Propane
- Has gas been piped to the proposed fireplace area?  Yes  No

### 2. FIREPLACE PRODUCT TYPE AND MEASUREMENTS

- a. I am:  Installing a new fireplace  Installing into an existing fireplace

b. Fill in the following measurements:

Ceiling Height: \_\_\_\_\_

Location in the room: \_\_\_\_\_

Flooring material: \_\_\_\_\_

Wall material: \_\_\_\_\_

Ceiling material: \_\_\_\_\_

Width (front) \_\_\_\_\_

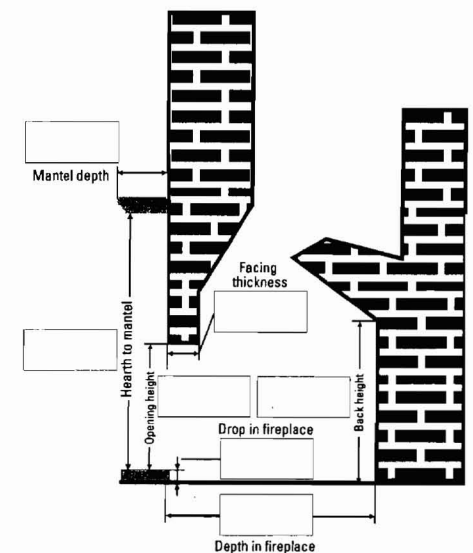
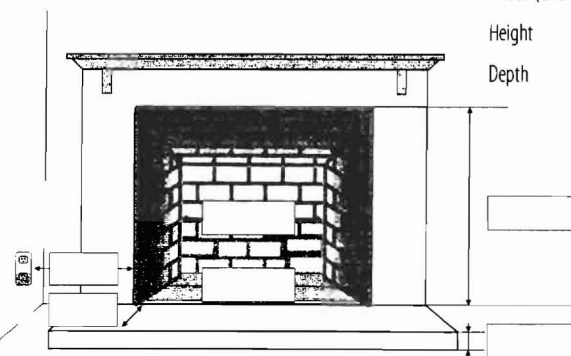
Width (back) \_\_\_\_\_

Height \_\_\_\_\_

Depth \_\_\_\_\_

c. What is the:

d. Fireplace opening dimensions





Scott Meikle  
Licensed Gas Tech 

**Complete Repairs & Restorations  
Over 15 Years Experience**

- Chimney Lining
- Chimney Cleaning
- Chimney Caps
- Patios & Walkways

**"Installing Gas, Wood  
& Pellet Stoves"**

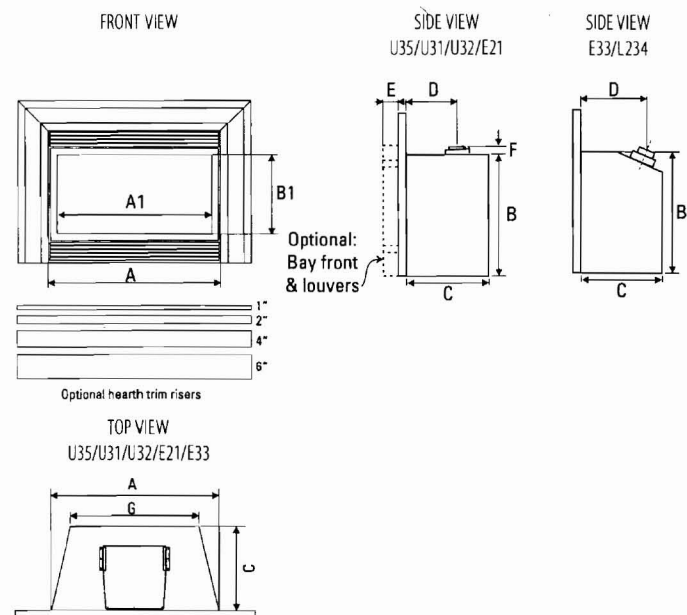
**CULTURED STONE APPLICATIONS**

**Buxton, ME 207-205-0350**




# specifications

Specifications		E33	U35	U41	U31	U32	E21	L234
Input (BTU)	Natural Gas	38,000	35,000	38,000	30,000	30,000	23,500	23,500
	Propane	35,500	35,000	38,000	27,500	30,000	22,500	21,500
Turn Down to (BTU)	Natural Gas	20,000	17,500	20,000	14,500	15,300	11,750	12,500
	Propane	19,000	17,500	20,000	13,700	15,000	11,250	11,000
EnerGuide Rating (Canada only)	Natural Gas	60.79%	67.2%	53.99%	52.9%	57.17%	50.60%	63.3%
	Propane	61.52%	67.2%	53.99%	48.07%	57.17%	53.48%	64.5%
Efficiency (steady state)	Natural Gas	83%	79%	80%	76%	76%	77%	74%
	Propane	84%	79%	80%	77%	77%	78%	74%



Dimensions	E33	U35	U31	U32	E21	L234
A	32-1/4"	32-1/4"	27-7/8"	28"	26"	19-1/2"
B	23-13/16"	24"	20-1/4"	20"	17-1/2"	16-7/8"
A1	30-3/8"	30-1/8"	24-1/2"	24-1/4"	24-1/2"	17-3/4"
B1	14-7/8"	15-1/2"	12-5/8"	11-3/8"	10-7/8"	12-1/2"
C	16-3/4"	16-1/8"	13-1/2"	13-3/4"	13-1/4"	13"
D	11-1/4"	9-7/8"	11-3/4"	10-3/4"	10-3/4"	11-3/4"
E	-	3-3/4"	3-3/4"	3-3/4"	3-3/4"	-
F	-	1-1/2"	5/8"	1-1/16"	1"	-
G	24-1/2"	24-1/2"	22-1/2"	22-1/2"	17-1/2"	15-1/2"


Minimum Fireplace Openings		Width (front)	Width (rear)	Height	Depth
E33	contour faceplate	32-1/4"	25"	24-3/16"	17"
U35	contour faceplate	32-1/4"	25"	25"	17"
	molded faceplate	34-1/2"	25"	26-3/4"	18"
	Kensington front	34-1/2"	25"	26-3/4"	18"
U41	contour faceplate	27-1/2"	25"	21" (front) 23" (rear)	14-1/2"
	contour faceplate	26-1/2"	22-1/2"	21"	15"
U31	contour faceplate	26-1/2"	22-1/2"	21"	15"
	molded faceplate	29"	22-1/2"	21"	16"
U32	contour faceplate	26-1/2"	22-1/2"	22"	14"
	molded faceplate	29"	22-1/2"	22"	15"
	Kensington front	29"	22-1/2"	22"	15"
E21	contour faceplate	26-1/2"	18"	17-3/4"	14"
	molded faceplate	29-1/8"	18"	18-5/8"	15"
L234	contemporary faceplate	25"	16"	17"	14"
	contour faceplate	25"	16"	17"	14"



Faceplates			
Contemporary	--	--	--
Contour Standard	45-9/16"	31-1/8"	45-1/2"
Contour Oversize	49-9/16"	33-1/8"	49-9/16"
Custom Flat	--	--	50"
Molded	--	--	45-3/8"
Hearth Trim - sizes	1" 2" 4" 6" for contour faceplate 4" for molded faceplate		
Full screen doors*	47-3/8"	33-3/16"	47"
Kensington Front	--	--	45-1/2"

\* depth = 2"

## FULL SCREEN DOORS



		Minimum Clearance
A	Side Wall	8" *
B	Ceiling	47"
C	Mantel Height (min.)	15"
D	Mantel Depth (min.)	3-1/2"
E	Alcove Width	76"
F	Max. Alcove Depth	36"
		Non-Combustible
G	Hearth Height	1-1/4"
H	Hearth Width	45-1/2"
I	Hearth Depth	13"

Note: Before installing please refer to the product manual.

U41 - Tested to the following standards: GAS FIRED VEH  
U35 - Tested to the following standards: GAS FIRED VI APPROVED.

U31 - Tested to the following standards: GAS FIRED VE  
U32 - Tested to the following standards: GAS FIRED V HOME APPROVED.

E21 - Tested to the following standards: GAS FIRED VE 2.17-M91. Certified for CANADA and USA. • BEDROOM

E33 - Tested to the following standards: ANSIZ21.88b-ance on one side.

NOTE: All product specifications are subject to change without notice. Before installing refer to the relevant product manual for full and up to date information.