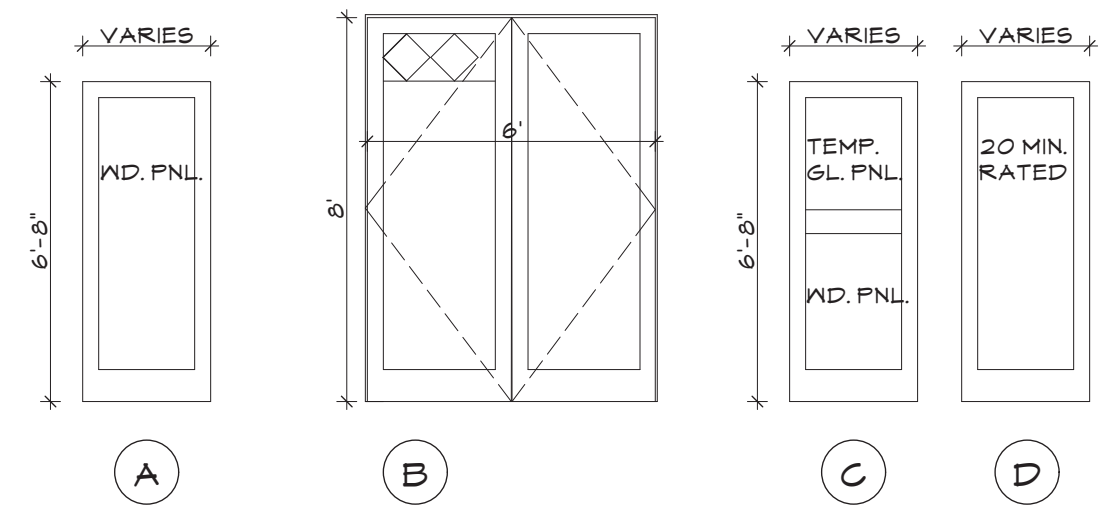



FINISH SCHEDULE						
ROOM NO./NAME	FLOOR	WALLS	BASE	CEILING	NOTES/REMARKS	
B01 LOUNGE	CARPET TILE	PAINTED GNB	WOOD BASE	PAINTED GNB	NEW SEALED CONG. SLAB	
B02-MECH.	EXISTING CONG. SLAB	PAINTED FOAM INSULATION	NONE	PAINTED GNB	NEW SEALED CONG. SLAB	FIRE RATED FOAM PAINT
B03- OFFICE	CARPET TILE	PAINTED GNB	WOOD BASE	PAINTED GNB	NEW SEALED CONG. SLAB	
B04- HALL	CARPET TILE	PAINTED GNB	WOOD BASE	PAINTED GNB	NEW SEALED CONG. SLAB	
B05- FURNAGE	EXISTING CONG. SLAB	PAINTED FOAM INSULATION	NONE	PAINTED GNB	NEW SEALED CONG. SLAB	FIRE RATED FOAM PAINT
B06- BED	CARPET TILE	PAINTED GNB	WOOD BASE	PAINTED GNB	NEW SEALED CONG. SLAB	
B07- BATH	WELDED SEAM VINYL SHEET	PAINTED GNB	INTEGRAL COVE	PAINTED GNB	NEW SEALED CONG. SLAB	
B08- LAUNDRY	WELDED SEAM VINYL SHEET	FRP PANEL	INTEGRAL COVE	PAINTED GNB	NEW SEALED CONG. SLAB	
B09- EGRESS	WELDED SEAM VINYL SHEET	PAINTED GNB	INTEGRAL COVE	PAINTED GNB	NEW SEALED CONG. SLAB	
B10- LOUNGE	CARPET TILE	PAINTED GNB	WOOD BASE	PAINTED GNB	NEW SEALED CONG. SLAB	
101- KITCHEN	VINYL SHEET GOODS	PAINTED GNB	WOOD BASE	PAINTED GNB		
102- SUNRM.	EXISTING WD. RE-FINISHED	EXIST. PLASTER PAINTED	EXIST. WD. REFINISHED	EXIST. PLASTER PAINTED	NEW TRIM/ GNB AT SUNROOM ADDITION	
103- GREAT RM.	EXISTING WD. RE-FINISHED	EXIST. PLASTER PAINTED	EXIST. WD. REFINISHED	EXIST. PLASTER PAINTED		
104- MTG. RM.	EXISTING WD. RE-FINISHED	EXIST. PLASTER PAINTED	EXIST. WD. REFINISHED	EXIST. PLASTER PAINTED		
105- ENTRY	EXISTING WD. RE-FINISHED	EXIST. PLASTER PAINTED	EXIST. WD. REFINISHED	EXIST. PLASTER PAINTED		
106- FOYER	EXISTING WD. RE-FINISHED	EXIST. PLASTER PAINTED	EXIST. WD. REFINISHED	EXIST. PLASTER PAINTED		
107- OFFICE	EXISTING WD. RE-FINISHED	EXIST. PLASTER PAINTED	EXIST. WD. REFINISHED	EXIST. PLASTER PAINTED		
108- 1/2 BATH	VINYL SHEET GOODS	EXIST. PLASTER PAINTED	EXIST. WD. REFINISHED	EXIST. PLASTER PAINTED		
109- EGRESS STR.		EXIST. PLASTER PAINTED	EXIST. WD. REFINISHED	PAINTED GNB	VINYL STAIR TREADS	
201- BED	EXISTING WD. RE-FINISHED	EXIST. PLASTER PAINTED	EXIST. WD. REFINISHED	EXIST. PLASTER PAINTED		
202- BED	EXISTING WD. RE-FINISHED	EXIST. PLASTER PAINTED	EXIST. WD. REFINISHED	EXIST. PLASTER PAINTED		
203- BED	EXISTING WD. RE-FINISHED	EXIST. PLASTER PAINTED	EXIST. WD. REFINISHED	EXIST. PLASTER PAINTED		
204- BED	EXISTING WD. RE-FINISHED	EXIST. PLASTER PAINTED	EXIST. WD. REFINISHED	EXIST. PLASTER PAINTED		
205- BED	EXISTING WD. RE-FINISHED	EXIST. PLASTER PAINTED	EXIST. WD. REFINISHED	EXIST. PLASTER PAINTED		
206- COMMON	EXISTING WD. RE-FINISHED	EXIST. PLASTER PAINTED	EXIST. WD. REFINISHED	EXIST. PLASTER PAINTED	PATCH EXISTING PLASTER AS REQ.	
207- NOT USED						
208- BATH	WELDED SEAM VINYL SHEET	PAINTED GNB	INTEGRAL COVE	PAINTED GNB	SHOWER WALLS TO BE PLASTIC PANEL W/ SEALANT SEAMS	
209- EGRESS STR.	EXISTING WD. RE-FINISHED	PAINTED GNB	WOOD BASE	PAINTED GNB	VINYL STAIR TREADS	

WINDOW SCHEDULE							
MARK	QTY.	MANUFACTURER	MODEL	TYPE	UNIT SIZE	SIZE (R.O.)	REMARKS
A	5	ANDERSEN		CASEMENT		2'-9 1/2" X 4'-4"	EGRESS
B		NOT USED					
C	2	ANDERSEN		DOUBLE-HUNG		3'-0" X 5'	
D		NOT USED					
E	3	ANDERSEN		SLIDER		4' X 4'	EGRESS SLIDER
F	1	ANDERSEN		SLIDER		4'-10" X 6' R.O. AVAILABLE	EGRESS SLIDER

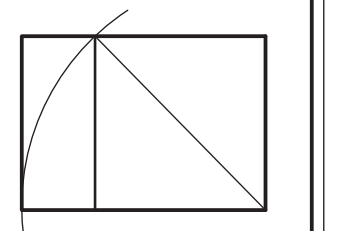


DOOR SCHEDULE-ALL DOORS WOOD UNLESS NOTED OTHERWISE				ALL NEW & EGRESS DOORS LEVER HANDLED TYPICAL		
MARK	TYPE	LOCATION	MAKE/ MODEL	UNIT SIZE	STYLE	REMARKS
B01	A	LOUNGE TO BEDROOM		3'-0" x 6'-8"	HINGED	
B01 A	A	BEDROOM TO CLOSET		3'-0" x 6'-8"	HINGED	
B01 B	A	BEDROOM TO CLOSET		3'-0" x 6'-8"	HINGED	
B02	A	LOUNGE TO BEDROOM		3'-0" x 6'-8"	HINGED	
B02 A	A	BEDROOM TO CLOSET		3'-0" x 6'-8"	HINGED	
B02 B	A	BEDROOM TO CLOSET		3'-0" x 6'-8"	HINGED	
B03	A	LOUNGE TO BEDROOM		3'-0" x 6'-8"	HINGED	
B03 A	A	BEDROOM TO CLOSET		3'-0" x 6'-8"	HINGED	
B03 B	A	BEDROOM TO CLOSET		3'-0" x 6'-8"	HINGED	
B04	NOT USED					
B05	D	HALL TO EGRESS		3'-0" x 6'-8"		20 MIN. RATED DOOR
B06	A	HALL TO STAFF		3'-0" x 6'-8"		
B06 A	A	STAFF TO CLOSET		3'-0" x 6'-8"		
B07	A	LOUNGE TO BATH		3'-0" x 6'-8"		
B08	A	LOUNGE TO LAUNDRY		3'-0" x 6'-8"		
B09	D	HALL TO EGRESS STAIR		3'-0" x 6'-8"		20 MIN. RATED DOOR
B10	D	LOUNGE TO EXTERIOR		3'-0" x 6'-8"		20 MIN. RATED DOOR
101	D	EGRESS STAIR TO KITCHEN		3'-0" x 6'-8"		20 MIN. RATED DOOR
101A	B	KITCHEN TO EXTERIOR		6'-0" x 8'-0"	SLIDING DOOR-2 PANEL	
101B	REMOVED FOR SALVAGE					
102	EXISTING TO REMAIN	SUNROOM TO OUTSIDE DECK		2'-4" x 6'-8"		FABRICATE NEW STORM PANEL
103	EXISTING TO REMAIN	SUNROOM TO GREATROOM		2'-4" x 6'-8"		
103A	EXISTING TO REMAIN	KITCHEN TO GREAT ROOM		4'-0" x 6'-8"	FOUR PANEL	
103B	EXISTING TO REMAIN	GREATROOM TO DECK			IN-SWING FRENCH	FABRICATE NEW STORM PANEL
104	EXISTING TO REMAIN	MEETING ROOM TO GREAT ROOM		6'x 6'-10"	SLIDING POCKET DOORS	REPAIR SLIDERS
104 A	EXISTING TO REMAIN	MEETING ROOM TO ENTRY HALL		6'x 6'-10"	SLIDING POCKET DOORS	REPAIR SLIDERS
105	EXISTING TO REMAIN	OUTSIDE TO ENTRY		4'-0" x 7'	HINGED INSWING	
106	EXISTING TO REMAIN	ENTRY TO FOYER		4'-0" x 7'	HINGED INSWING	
106 A	EXISTING TO REMAIN	FOYER TO CLOSET				
106 B	EXISTING TO REMAIN	FOYER TO BASEMENT				POCKET DOOR HARDWARE
107	EXISTING TO REMAIN	FOYER TO LIBRARY		4'-0" x 6'-8"	FIXED FRENCH	
107 A	EXISTING TO REMAIN	LIBRARY TO PANTRY				
108	A	PANTRY TO 1/2 BATH		2'-8" x 6'-10"	INTERIOR WOOD	
109	NEW	EXTERIOR TO EGRESS STAIR		3' x 6'-10"	1/2 GLASS EXT. WOOD	NEW EXTERIOR DOOR
201	EXISTING TO REMAIN	MAIN STAIR HALL TO BEDROOM		2'-8" x 6'-8"	SINGLE PANEL	
201A	NOT USED					
201B	NOT USED					
202	EXISTING TO REMAIN	MAIN STAIR HALL TO BEDROOM		2'-8" x 6'-8"	SINGLE PANEL	
202 A	EXISTING TO REMAIN	BEDROOM TO CLOSET		2'-8" x 6'-8"	SINGLE PANEL	
203	EXISTING TO REMAIN	MAIN STAIR HALL TO BEDROOM		2'-8" x 6'-8"	SINGLE PANEL	
203 A	EXISTING TO REMAIN	BEDROOM TO CLOSET		2'-8" x 6'-8"	SINGLE PANEL	
203 B	SALVAGED & REUSED FROM 202	BEDROOM TO CLOSET		2'-8" x 6'-8"	SINGLE PANEL	POCKET DOOR HARDWARE
204	EXISTING TO REMAIN	MAIN STAIR HALL TO BEDROOM		2'-8" x 6'-8"	SINGLE PANEL	
204 A	EXISTING TO REMAIN	BEDROOM TO CLOSET		2'-6" x 6'-8"	SINGLE PANEL	
204 B	A	BEDROOM TO CLOSET		3' x 6'-10"	SINGLE PANEL	
205	A	MAIN STAIR HALL TO BEDROOM		3' x 6'-10"	SINGLE PANEL	
205 A	A	BEDROOM TO CLOSET		3' x 6'-10"	SINGLE PANEL	
205 B	A	BEDROOM TO CLOSET		3' x 6'-10"	SINGLE PANEL	
206	REMOVED FOR SALVAGE	MAIN STAIR HALL TO COMMON ROOM		2'-6" x 6'-8"	SINGLE PANEL	
206 A	EXISTING TO REMAIN	COMMON ROOM TO CLOSET		12" x 6'-8"	SINGLE PANEL	
206 B	EXISTING TO REMAIN	COMMON ROOM TO EXTERIOR		3'-0" x 6'-8"	EXTERIOR GLAZED DOOR	PROVIDE/INSTALL GUARD AS NOTED
207	REMOVED FOR SALVAGE	MAIN STAIR HALL TO COMMON				
208	EXISTING TO REMAIN	MAIN STAIR HALL TO BATHROOM		2'-8" x 6'-8"	SINGLE PANEL	
208 A	REMOVED FOR SALVAGE			2'-6" x 6'-8"	5 VERTICAL PANELS	
208 B	REMOVED FOR SALVAGE				5 VERTICAL PANELS	
208 C	REMOVED FOR SALVAGE			2'-8" x 6'-8"		
209	D	HALL TO EGRESS STAIR		3'-0" x 6'-8"		
210	SLIDING	MAIN STAIR HALL TO CLOSET		2'-6" x 6'-8"		REMOVE EXISTING SWING DOR AND INSTALL SLIDER
210 A	D	MAIN STAIR HALL TO ATTIC		2'-8" x 6'-8"		20 MIN. RATED DOOR
210 B	RELOCATED SALV.	MAIN STAIR HALL TO CLOSET		2'-6" x 6'-8"		
210 C	REMOVE FOR SALVAGE	MAIN STAIR HALL TO FORMER BATHROOM				
210 D	REMOVE FOR SALVAGE	MAIN STAIR HALL TO FORMER BATHROOM				

Plymouth House  
 Portland, MAINE  
 145 Glenwood Avenue



WHIPPLE —  
 CALLENDER  
 ARCHITECTS



136 PLEASANT AVE.  
 PORTLAND, ME 04103  
 P 207.115.2646  
 F 207.115.5631  
 www.whipplecallender.com

MARK	DATE	DESCRIPTION

DATE: 3.7.13-REV. PERMIT  
 CHECKED BY: JAD  
 DRAWN BY: JAD  
 JOB: 01-2013  
 SHEET TITLE: SCHEDULES

**A6.1**