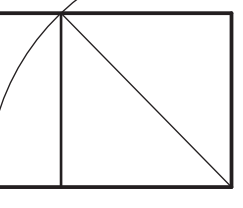


WHIPPLE —
CALLENDER
ARCHITECTS



136 PLEASANT AVE.
PORTLAND, ME 04103
P 207.115.2616
F 207.115.5631
www.whipplecallender.com

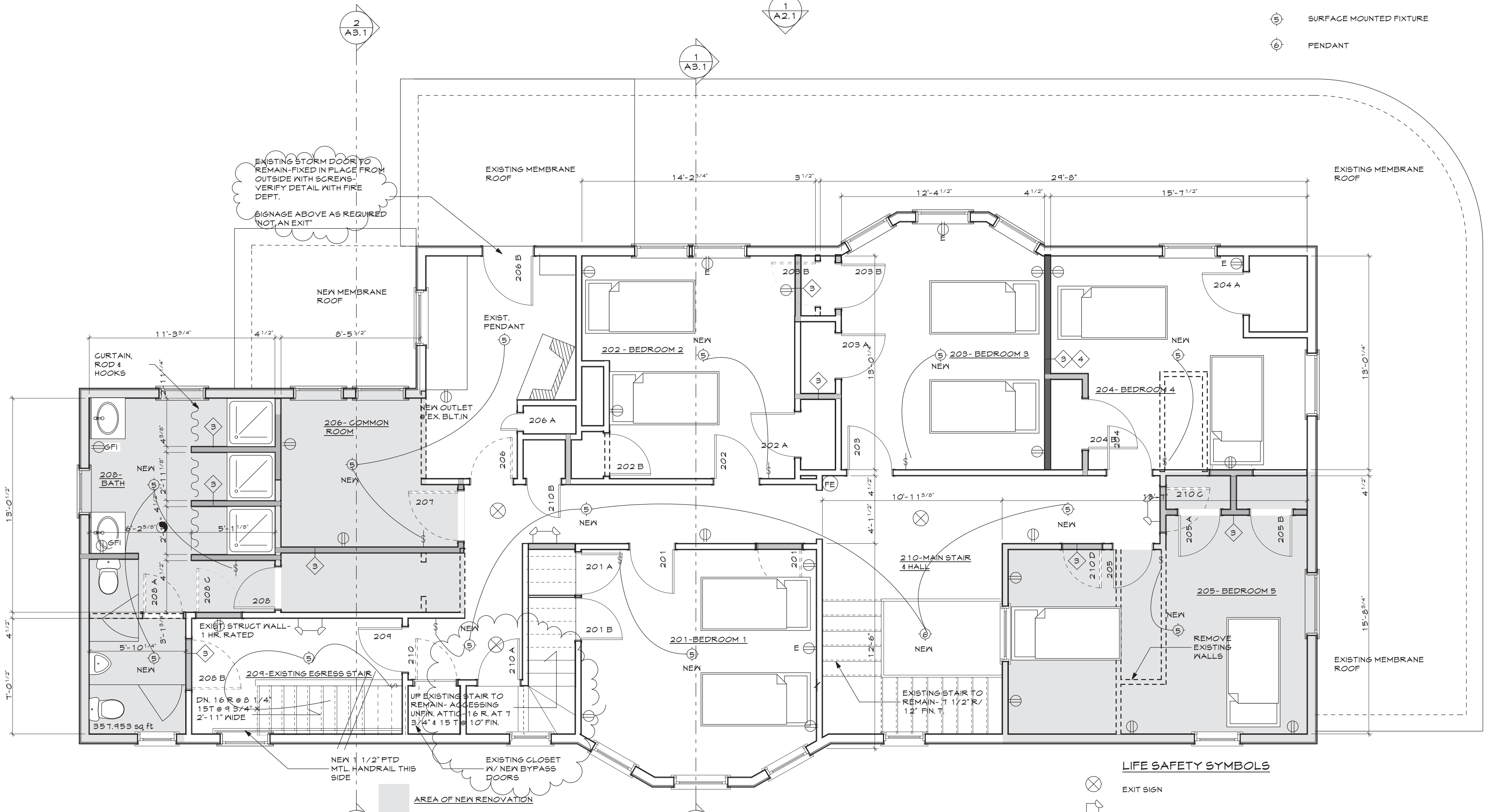
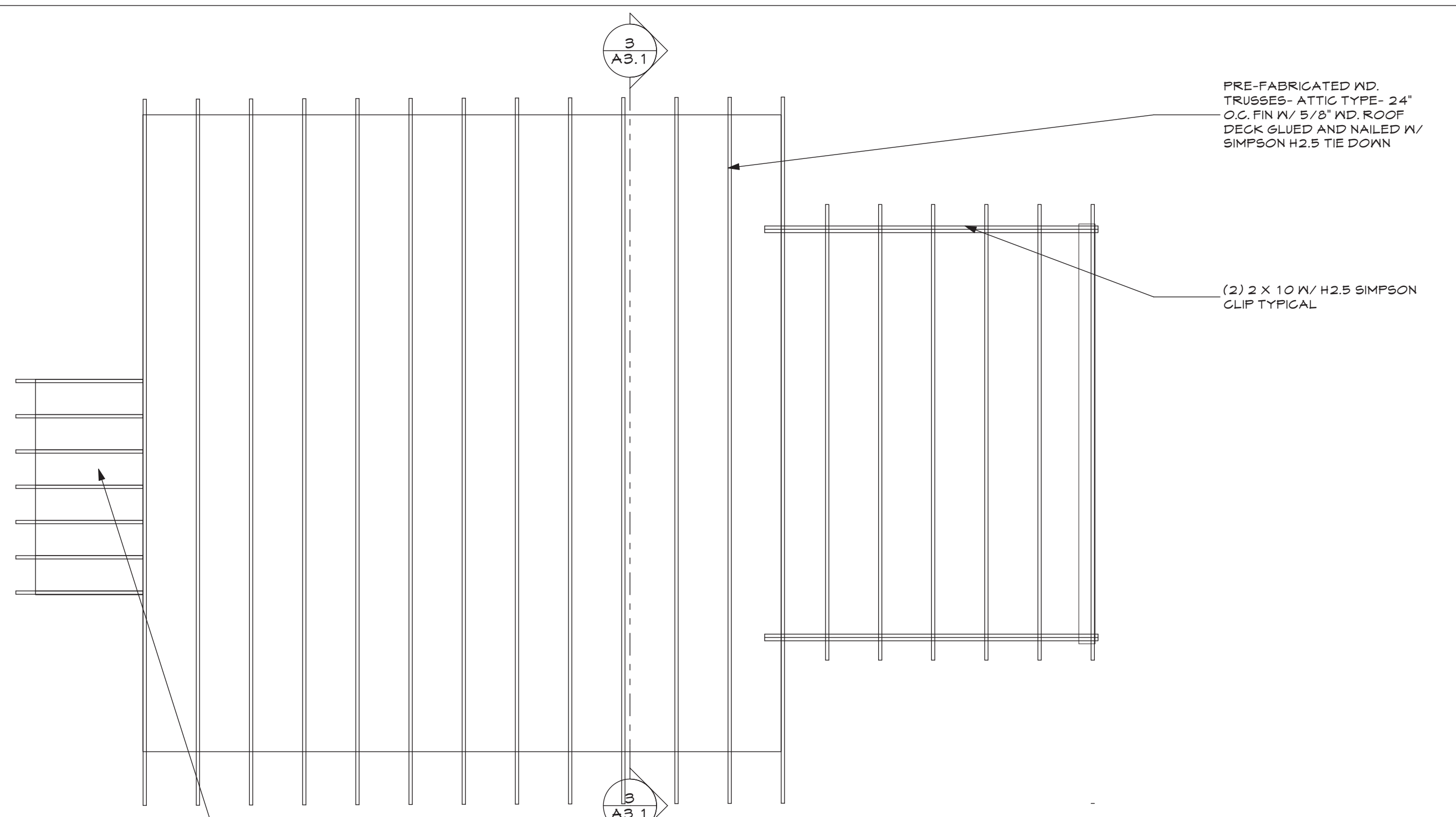
| MARK | DATE | DESCRIPTION |
|------|------|-------------|
| | | |
| | | |
| | | |

DATE: 3.7.13-REV. PERMIT
CHECKED BY: JAD
DRAWN BY: JAD
JOB: 01-2013
SHEET TITLE: SECOND FLOOR PLAN

A1.3

- ### ELECTRICAL SYMBOLS
- EXISTING OUTLET LOCATION
 - DUPLEX OUTLET 15" AFF. UNLESS NOTED OTHERWISE
"WF" INDICATES WATERPROOF OUTLET
PROVIDE GFI WHERE NOTED
 - DOUBLE DUPLEX OUTLET 15" AFF. UNLESS NOTED OTHERWISE
"WF" INDICATES WATERPROOF OUTLET
PROVIDE GFI WHERE NOTED
 - SPECIAL PURPOSE POWER OUTLET - CONSULT OWNER - RE
STOVE, MICROWAVE, DISPOSAL
 - WALL PHONE JACK 15" AFF. UNLESS NOTED OTHERWISE
 - CABLE TV IF REQ'D - ASK OWNER
 - SWITCH
 - THREE-WAY SWITCH
 - COMPUTER - CONSULT OWNER - RE INTERNET CONNECTION
 - DUPLEX FLOOR OUTLET
 - CEILING FAN
 - EXHAUST FAN
- ### LIGHTING SYMBOLS
- RECESSED CAN FIXTURE
 - WALL SCONCE
 - EXTERIOR WALL SCONCE
 - UTILITY LIGHT
 - SURFACE MOUNTED FIXTURE
 - PENDANT
- ### LIFE SAFETY SYMBOLS
- EXIT SIGN
 - EMERGENCY LIGHTING
 - SMOKE DETECTOR
 - FIRE EXT. WALL MTD.

2 Garage Roof Framing
SCALE: 1/4" = 1'-0"



1 Second Floor Plan
SCALE: 1/4" = 1'-0"