



THIS DESIGN AND THE DRAWINGS THEREOF ARE THE PROPERTY OF THE ARCHITECT. BRUCE RONAYNE HAMILTON ARCHITECT INC. AND THE DESIGN AND/OR DRAWING FOR ANY USE OTHER THAN THAT OF THE ORIGINAL PROJECT FOR WHICH THE DESIGN AND/OR DRAWINGS WERE PREPARED, WITHOUT THE EXPRESSED WRITTEN PERMISSION OF THE ARCHITECT, BRUCE RONAYNE HAMILTON ARCHITECTS INC., ANY BUILDING DEPARTMENT, UNLESS EQUIPMENT BEARS THE ORIGINAL SEAL, SIGNATURE OF THE ARCHITECT, BRUCE RONAYNE HAMILTON ARCHITECTS INC.

ISSUED FOR GC BIDDING/BUILDING PERMIT
1-7-14
DATE: 1-7-14
DRAWN BY: [Signature]

RITE AID STORE #4133 PPR
10 FOREST AVENUE
PORTLAND, MAINE
FLOOR PLAN

PROJECT: RITE AID STORE #4133 PPR
SCALE: 1/8" = 1'-0"
DATE: 1-7-14
SHEET NO: A-1

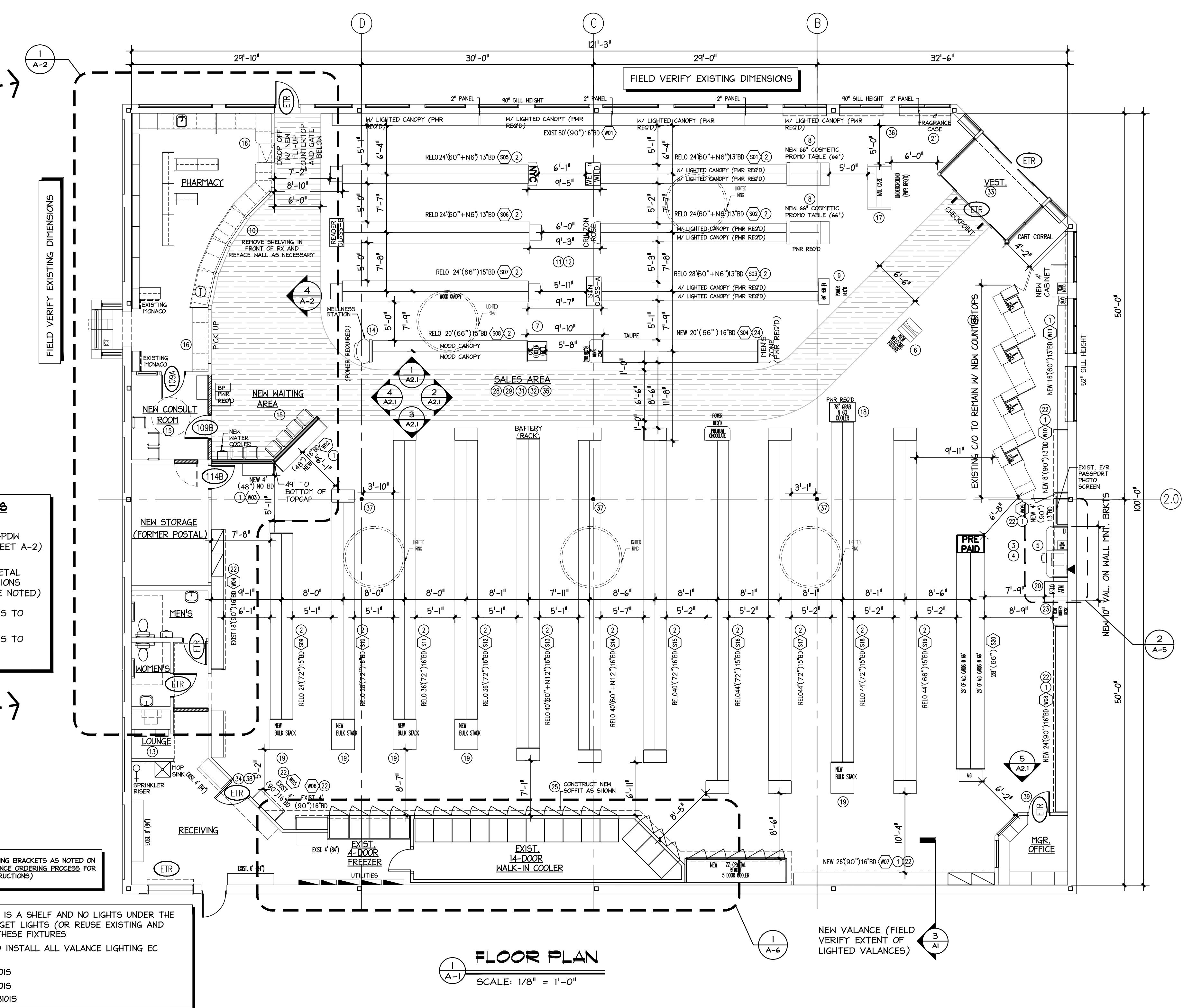
GENERAL NOTES :

- A. DIMENSIONS INDICATED ARE TO FACE OF DRYWALL (INTERIOR) AND FACE OF FOUNDATION (EXTERIOR).
- B. REFER ALSO TO APPLICABLE SECTIONS OF RITE AID CONST. SPECS., NOVEMBER 2003 & CUSTOMER WORLD SPECS.
- C. AT NEW PHARMACY WALLS PROVIDE CONT. FIRE RETARDANT 2 X 6 WOOD BLOCKING FOR SHELVING AND CABINETS.
- D. FIRE EXTINGUISHERS ARE REQUIRED AND ARE TO BE OF TYPES, QUANTITIES AND AT LOCATIONS COMPLYING WITH THE REQUIREMENTS OF NFPA 10, FIRE EXTINGUISHERS.
- E. FIELD VERIFY ALL DIMENSIONS PRIOR TO CONSTRUCTION.
- F. REFER TO RITE AID'S FIXTURE PLAN FOR ADDITIONAL NOTES AND INFORMATION. PLANS BASED UPON RITE AID FIXTURE PLAN DATED DECEMBER 20, 2013 OR LATER.
- G. REPLACE STAINED CEILING TILES WITH TILES TO BE REMOVED FROM AREAS TO BE DEMOLISHED. GC TO INSTALL NEW TILES TO RENOVATED AREAS.
- H. CLEAN EXISTING METAL SUPPLY AIR DIFFUSERS OR PAINT AS NEEDED. REPLACE ALL RETURN AIR GRILLES.
- I. PHARMACY AND "FRONT END" WORK TO BE PERFORMED AFTER STORE BUSINESS HOURS.
- J. GC TO INSPECT AND REPAIR/UPGRADE EMERGENCY EXIT LIGHTING AND EXIT SIGNAGE AS NECESSARY.
- K. REFER TO FINAL DECOR PLANS FOR FINAL OUTLINE OF PAINTING SCHEDULE.
- L. REFER TO SEGMENTATION SCOPE OF WORK FOR ADDITIONAL NOTES & G.C. TASKS.
- M. G.C. TO REVIEW SPRINKLER HEAD LAYOUT (IF APPLICABLE) AT NEW CONSULTATION ROOM TO ASSURE PROPER COVERAGE (RETROFIT AS NECESSARY PER APPLICABLE NFPA GUIDELINES).

CONSTRUCTION NOTES :

- 1) INSTALL NEW STEEL AS SHOWN ON PLAN.
- 2) RELOCATE STEEL AS SHOWN ON PLAN.
- 3) REMOVE EXISTING PHOTO CABINETS.
- 4) INSTALL NEW PHOTO KIT AS SHOWN ON PLAN.
- 5) RELOCATE WESTERN UNION AS SHOWN ON PLAN.
- 6) INSTALL NEW WELCOME FIXTURE.
- 7) INSTALL NEW FITNESS/GNC COOLER.
- 8) INSTALL NEW COSMETIC PROMO FIXTURE AS SHOWN ON PLAN.
- 9) INSTALL NEW PIG HIM & HER ENDS.
- 10) REFINISH FRONT OF PHARMACY W/NEW WALL COVERING AS NOTED ON PLAN.
- 11) INSTALL NEW HAND MAGNIFIERS AT THE FOLLOWING MERCHANDISE SETS: SKIN CARE, EYE CARE, FIRST AID, HAIR CARE, STOMACH, ANALGESICS, COUGH & COLD, SHAMPOO/CONDITIONERS, HAIR STYLING, NUTRITION, NATIONAL BRANDS, PHARMIA, HEIGHT MANAGEMENT, HEALTH, NATURAL REM, W-SUM, MEN'S HAIR, AND CONVENIENCE FOOD.
- 12) CUSTOMER PULL BASKET STANDS TO BE LOCATED IN THE FOLLOWING LOCATIONS: 2 STANDS NEAR STORE ENTRANCE(S), 1 STAND NEAR RX, AND 1 NEAR MIDDLE OF STORE PREFERABLY CLOSE TO 12 PACK BEVERAGE MERCHANDISER.
- 13) SCOPE OF WORK IN LOUNGE DETERMINED BY RCM.
- 14) INSTALL NEW WELLNESS AMBASSADOR AS SHOWN ON PLAN.
- 15) CONSTRUCT NEW CONSULTATION ROOM & WAITING AREA AS SHOWN ON PLAN.
- 16) INSTALL NEW PHARMACY SERVICE & FRONT-END COUNTERTOPS AS NOTED ON PLAN.
- 17) INSTALL NEW NAIL BAR AS SHOWN ON PLAN.
- 18) INSTALL NEW GRAB & GO COOLER AS SHOWN ON PLAN.
- 19) INSTALL NEW BULK STACKS AS NOTED ON PLAN.
- 20) RELOCATE EXISTING ATM AS SHOWN ON PLAN.
- 21) INSTALL NEW COSMETIC CASE AS NOTED ON PLAN.
- 22) WALL FIXTURES TO RECEIVE VALANCE, BRACKETS & LIGHTING.
- 23) PLACE LOTTERY AS NOTED ON PLAN.
- 24) INSTALL NEW MEN'S ZONE AS NOTED ON PLAN.
- 25) INSTALL NEW SOFFIT ABOVE COOLERS & FREEZERS AS NOTED ON PLAN.
- 26) FIXTURE TO RECEIVE TSU'S AS NOTED ON PLAN.
- 27) INSTALL NEW SIO CHECKPOINT PEDESTALS AS NOTED ON PLAN.
- 28) REMOVE, CAP & TERMINATE FLOOR BOXES UNDER GONDOLAS IF REQUIRED.
- 29) FURNISH & INSTALL VALANCE LIGHTING IN NEW ILLUMINATED VALANCES REUSE EXISTING IF AVAILABLE. REQUIRED FOR RENOVATING FIXTURES.
- 30) REWORK ALL CIRCUITRY IN FRONT CHECKOUT -IF FRONT CHECK OUT IS BEING CHANGED OUT.
- 31) PROVIDE POWER TO PRICE CHECK IF BEING RELOCATED.
- 32) PROVIDE MARLITE ON SALES FLOOR AT ALL TOUCHABLE SURFACES TO 8' AFF.
- 33) SUPPLY AND INSTALL CARPET AT VESTIBULE PER RCM.
- 34) INSTALL "EMPLOYEES ONLY" SIGN ON RECEIVING ROOM DOOR (AT SALES SIDE OF DOOR).
- 35) REPLACE DAMAGED CEILING TILES AT SALES AREA.
- 36) COSMETIC WALL BASE DECK GETS NEW WOODEN M/BO BASE SUPPLIED BY THE FDC AND INSTALLED BY THE GC.
- 37) PAINT SALES AREA COLUMNS ABOVE STAINLESS STEEL WRAPS- BENJAMIN MOORE "CLOUD COVER" GC-25 SEMI-GLOSS.
- 38) EXISTING DOUBLE-ACTING DOOR TO BACK AREA:
- A. PAINT DOOR FRAME PT-03 BENJAMIN MOORE "CEDAR KEY" OC-16, SEMI-GLOSS.
- B. IF EXISTING STOCKROOM DOOR IS METAL, PAINT BENJAMIN MOORE "SIERRA SPRUCE" #2108-20, EGGSHELL.
- C. RITE AID RCM TO REVIEW CONDITION OF EXISTING DOUBLE-ACTING DOORS (2 SETS) AND DETERMINE IF THEY ARE IN NEED OF REPLACEMENT OR REPAIR. IF ACCEPTABLE, PAINT PER NOTES "A" AND "B" ABOVE.
- 39) CONFIRM: IF MANAGER'S (STORAGE DOOR FACING SALES) OFFICE DOOR IS A VENEER DOOR, REPLACE DOOR WITH PAINTED DOOR, IF EXISTING DOOR IS NON-VENEER, REPAINT DOOR PER GENUINE WELLBEING GUIDELINES.

► DENOTES NEW PHONE LOCATION



FLOOR PLAN
SCALE: 1/8" = 1'-0"

SHELVING #	TYPE	LENGTH	HEIGHT	BD	FRONT-ENDCAP	FRONT-BASE	FRONT-ENDPANEL	REAR-ENDPANEL	REAR-ENDCAP	REAR-BASE	REAR-ENDPANEL	MANUFACTURER	COLOR	VALANCE	LIGHTING	BRACKETS	COMMENTS
S01	RELO	24"	60"+6"	13"BD		NEW 66" COSMETIC PROMO TABLE (66")				W/W	N 36" X 66"	LOZGER	GREY				W/ NEW 6" EXT AND LIGHTED CANOPY (PWR REQ'D)
S02	RELO	24"	60"+6"	13"BD		NEW 66" COSMETIC PROMO TABLE (66")				CRIMSON ROSE	N 36" X 66"	LOZGER	GREY				W/ NEW 6" EXT AND LIGHTED CANOPY (PWR REQ'D)
S03	RELO	28"	60"+6"	13"BD		HER #1 66"				SUNGLASS-A	N 36" X 66"	LOZGER	GREY				W/ NEW 6" EXT AND LIGHTED CANOPY (PWR REQ'D)
S04	NEW	20"	66"	16"BD		MEN'S ZONE					TAUPE	LOZGER	GREY				MEN'S ZONE FIXTURE. (POWER REQ'D)
S05	RELO	24"	60"+6"	13"BD		N/C						LOZGER	GREY				W/ NEW 6" EXT.
S06	RELO	24"	60"+6"	13"BD	R 24" (60"+6) 15" BD			R 24" (60"+6) 15" BD			READER GLASS-B	N 36" X 66"	LOZGER	GREY			W/ NEW 6" EXT.
S07	RELO	24"	66"	15"BD	R 24" (60"+6) 15" BD			R 24" (60"+6) 15" BD				LOZGER	GREY				W/ N WOOD CANOPY. (ONE SIDE)
S08	RELO	20"	66"	15"BD		N 60" GNC COOLER		N 36" X 66"			WELLNESS STATION	N 36" X 66"	LOZGER	GREY			W/ N WOOD CANOPY. (BOTH SIDES)
S09	RELO	24"	72"	15"BD	R 36" (72") 15"BD						N BULK STACK	N 36" X 72"	LOZGER	GREY			
S10	RELO	28"	72"	16"BD	R 36" (72") 15"BD						N BULK STACK	N 36" X 72"	LOZGER	GREY			
S11	RELO	36"	72"	16"BD	R 36" (72") 15"BD						N BULK STACK	N 36" X 72"	LOZGER	GREY			
S12	RELO	36"	72"	16"BD	R 36" (72") 15"BD						N BULK STACK	N 36" X 72"	LOZGER	GREY			
S13	RELO	40"	60"+11/2"	16"BD		BATTERY RACK		N 36" X 72"	R 36" (72") 15"BD			LOZGER	GREY				W/ NEW 12" EXT.
S14	RELO	40"	60"+11/2"	16"BD	R 36" (72") 15"BD			R 36" (72") 15"BD				LOZGER	GREY				W/ NEW 12" EXT.
S15	RELO	40"	72"	16"BD	R 36" (72") 15"BD			R 36" (72") 15"BD				LOZGER	GREY				
S16	RELO	44"	72"	15"BD	R 36" (72") 15"BD			R 36" (72") 15"BD				LOZGER	GREY				
S17	RELO	44"	72"	15"BD	R 36" (72") 15"BD			R 36" (72") 15"BD				LOZGER	GREY				
S18	RELO	44"	72"	15"BD	R 36" (72") 15"BD			R 36" (72") 15"BD				LOZGER	GREY				
S19	RELO	44"	66"	15"BD	R 36" (66") 15"BD			R 36" (66") 15"BD				LOZGER	GREY				
S20	RELO	28"	66"	15"BD		PREPND		N 36" X 72"			AG	AG	CARROT				28" OF AG GREETING CARDS
M01	EXIST	80"	90"	16"BD								LOZGER	GREY				4" FRAGRANCE FIXTURE. W/ LIGHTED CANOPY. POWER REQ'D. W/ 12" SOLID BACK PANELS.
M02	NEW	8"	48"	15"BD								LOZGER	GREY				
M03	NEW	4"	48"	NO BD								LOZGER	GREY				
M04	EXIST	16"	90"	16"BD								LOZGER	GREY	NEW 10"	EXIST	EXIST A	W/ 2-3" SECT. REQ'D
M05	EXIST	4"	90"	16"BD								LOZGER	GREY	NEW 10"	EXIST	EXIST A	
M06	EXIST	4"	90"	16"BD								LOZGER	GREY	NEW 10"	EXIST	EXIST A	
M07	NEW	26"	90"	16"BD								LOZGER	GREY	NEW 10"	EXIST	NEW C	W/ 2-3" SECT. REQ'D
M08	NEW	24"	90"	16"BD								LOZGER	GREY	NEW 10"	EXIST	NEW C	
M09	NEW	4"	90"	13"BD								LOZGER	GREY	NEW 10"	EXIST	EXIST C	
M10	NEW	8"	90"	13"BD								LOZGER	GREY	NEW 10"	EXIST	EXIST C	
M11	NEW	16"	90"	13"BD								LOZGER	GREY	NEW 10"	EXIST	EXIST C	

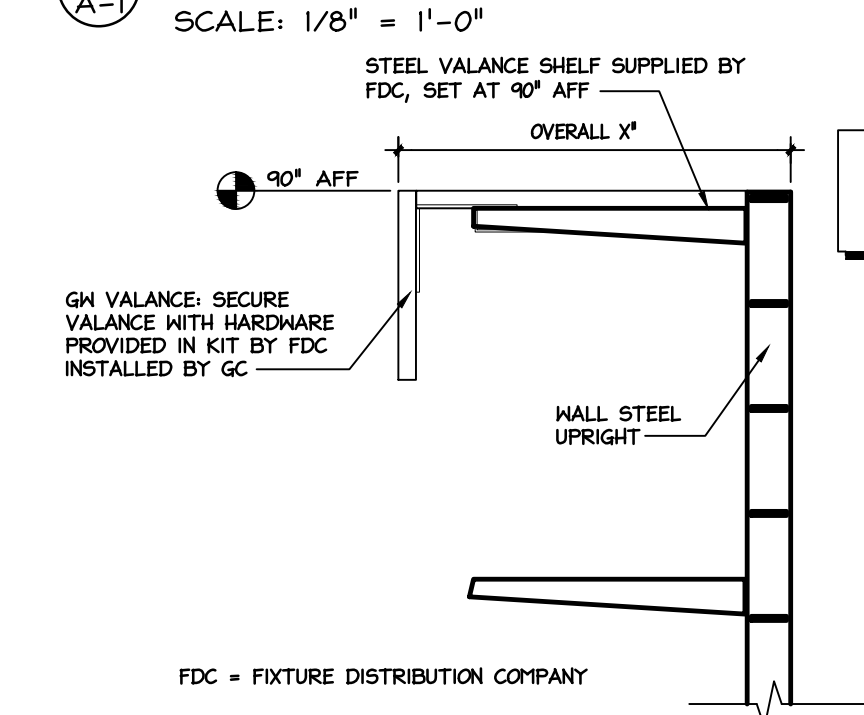
SPACE RESERVED FOR CITY OF PORTLAND, MAINE ELECTRONIC STAMP

SEE SHEET EX-1 FOR EXISTING CONDITIONS FLOOR PLAN (ENTIRE LAYOUT)

PARTITION TYPES

- NEW METAL STUD/GPDM PARTITION (SEE SHEET A-2)
- NEW LOW HEIGHT METAL STUD/GPDM PARTITIONS (UNLESS OTHERWISE NOTED)
- - - EXISTING PARTITIONS TO BE REMOVED
- EXISTING PARTITIONS TO REMAIN

EXISTING WAITING AREA FLOOR PLAN
SCALE: 1/8" = 1'-0"

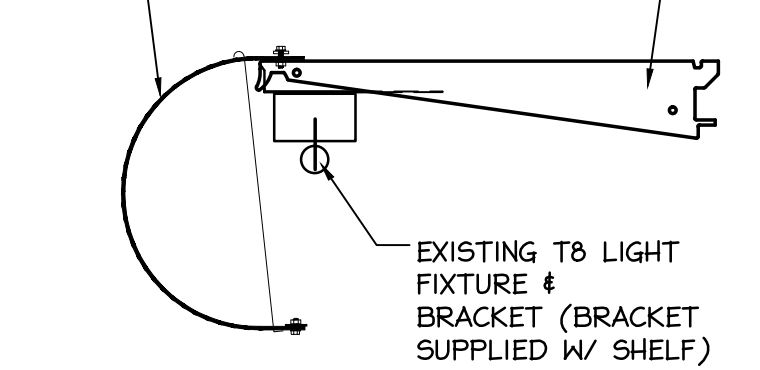


INSTALL NEW GN VALANCE ON EXISTING BRACKETS AS NOTED ON TABLE. (REFER TO RITE AID'S VALANCE ORDERING PROCESS FOR GUIDELINES AND INSTALLATION INSTRUCTIONS)

NOTE: WHEN THERE IS A SHELF AND NO LIGHTS UNDER THE VALANCE IT MUST GET LIGHTS (OR REUSE EXISTING AND ADDITIONAL WITH THESE FIXTURES)
EC TO SUPPLY AND INSTALL ALL VALANCE LIGHTING EC PROVIDES LAMPS):
3) S125M/VOLT GEBIOIS
4) S132M/VOLT GEBIOIS
8) TS132M/VOLT GEBIOIS

EXISTING PERFORATED VALANCE TO BE REPLACED, F.D.C. TO SUPPLY NEW VALANCE AS REQUIRED.

EXISTING STEEL VALANCE SHELF OR NEW SUPPLIED BY RITE AID SET AT 90° AFF



SECTION THRU EXISTING VALANCE
VALANCE DETAILS
NO SCALE

3 A-1