

DISPLAY THIS CARD ON PRINCIPAL FRONTAGE OF WORK CITY OF PORTLAND

BUILDING INSPECTION PERMIT

Permit Number: 040225

Please Read
Application And
Notes, If Any,
Attached

This is to certify that Mantgiaris Peter & Xenia Jts/M.S. Babin Carpentry Inc.
has permission to Add furnace room, repair/replace existing walls
AT 688 Forest Ave CBL 129 A005001

provided that the person or persons, firm or corporation accepting this permit shall comply with all of the provisions of the Statutes of Maine and of the Ordinances of the City of Portland regulating the construction, maintenance and use of buildings and structures, and of the application on file in this department.

Apply to Public Works for street line and grade if nature of work requires such information.

Notification of inspection must be given and written permission procured before this building or part thereof is lathed or otherwise closed-in. 24 HOUR NOTICE IS REQUIRED.

A certificate of occupancy must be procured by owner before this building or part thereof is occupied.

OTHER REQUIRED APPROVALS

Fire Dept. [Signature]
Health Dept. _____
Appeal Board _____
Other _____
Department Name

[Signature]
Director - Building & Inspection Services

PENALTY FOR REMOVING THIS CARD

City of Portland, Maine - Building or Use Permit Application

389 Congress Street, 04101 Tel: (207) 874-8703, Fax: (207) 874-8716

Permit No: 04-0225	Issue Date: MAR 17 2004	CBL: 129 A005001
-----------------------	----------------------------	---------------------

Location of Construction: 688 Forest Ave	Owner Name: Mantgiaris Peter & Xenia Jts	Owner Address: 1706 Willow Ct	Phone:
Business Name:	Contractor Name: M.S. Babin Carpentry Inc.	Contractor Address: 16 Meadow Creek Ln, No. Yarmouth	Phone: 2078293037
Lessee/Buyer's Name	Phone:	Permit Type: Alterations - Commercial	Zone: B2B

Past Use: Locksmith, now Vacant	Proposed Use: No use established; add furnace room, repair/replace existing walls. <i>previous use is in effect until a change of use a tenant-flop is requested</i>	Permit Fee: \$111.00	Cost of Work: \$10,000.00	CEO District: 4
		FIRE DEPT: <input checked="" type="checkbox"/> Approved <input type="checkbox"/> Denied	INSPECTION: Use Group: <i>NO USE ESTABLISHED</i> Type: <i>5</i> <i>BOL A 1999</i>	

Proposed Project Description: Add furnace room, repair/replace existing walls	Signature: <i>[Signature]</i>	Signature: <i>[Signature]</i>
PEDESTRIAN ACTIVITIES DISTRICT (P.A.D.)		
Action: <input type="checkbox"/> Approved <input type="checkbox"/> Approved w/Conditions <input type="checkbox"/> Denied		
Signature:		Date:

Permit Taken By: kwd	Date Applied For: 02/19/2004	Zoning Approval	
-------------------------	---------------------------------	------------------------	--

<ol style="list-style-type: none"> This permit application does not preclude the Applicant(s) from meeting applicable State and Federal Rules. Building permits do not include plumbing, septic or electrical work. Building permits are void if work is not started within six (6) months of the date of issuance. False information may invalidate a building permit and stop all work.. 	Special Zone or Reviews <input type="checkbox"/> Shoreland <input type="checkbox"/> Wetland <input type="checkbox"/> Flood Zone <input type="checkbox"/> Subdivision <input type="checkbox"/> Site Plan Maj <input type="checkbox"/> Minor <input type="checkbox"/> MM <input type="checkbox"/> Denied	Zoning Appeal <input type="checkbox"/> Variance <input type="checkbox"/> Miscellaneous <input type="checkbox"/> Conditional Use <input type="checkbox"/> Interpretation <input type="checkbox"/> Approved <input type="checkbox"/> Denied	Historic Preservation <input checked="" type="checkbox"/> Not in District or Landmark <input type="checkbox"/> Does Not Require Review <input type="checkbox"/> Requires Review <input type="checkbox"/> Approved <input type="checkbox"/> Approved w/Conditions <input type="checkbox"/> Denied
	Date: <i>[Signature]</i> 3/16/04	Date: <i>[Signature]</i>	Date: <i>[Signature]</i>

CERTIFICATION

I hereby certify that I am the owner of record of the named property, or that the proposed work is authorized by the owner of record and that I have been authorized by the owner to make this application as his authorized agent and I agree to conform to all applicable laws of this jurisdiction. In addition, if a permit for work described in the application is issued, I certify that the code official's authorized representative shall have the authority to enter all areas covered by such permit at any reasonable hour to enforce the provision of the code(s) applicable to such permit.

SIGNATURE OF APPLICANT	ADDRESS	DATE	PHONE
RESPONSIBLE PERSON IN CHARGE OF WORK, TITLE		DATE	PHONE

5/5/04 Close in. on site w/ MIKE. OK to close in gr

City of Portland, Maine - Building or Use Permit

389 Congress Street, 04101 Tel: (207) 874-8703, Fax: (207) 874-8716

Permit No: 04-0225	Date Applied For: 02/19/2004	CBL: 129 A005001
-----------------------	---------------------------------	---------------------

Location of Construction: 688 Forest Ave	Owner Name: Mantgiaris Peter & Xenia Jts	Owner Address: 1706 Willow Ct	Phone:
Business Name:	Contractor Name: M.S. Babin Carpentry Inc.	Contractor Address: 16 Meadow Creek Ln. No. Yarmouth	Phone (207) 829-3037
Lessee/Buyer's Name	Phone:	Permit Type: Alterations - Commercial	

Proposed Use: No use established; add furnace room, repair/replace existing walls.	Proposed Project Description: Add furnace room, repair/replace existing walls
--	---

Dept: Zoning **Status:** Approved with Conditions **Reviewer:** Marge Schmuckal **Approval Date:** 03/16/2004**Note:** **Ok to Issue:**

- 1) This property shall remain a retail/service use. Any change of use shall require a separate permit application for review and approval.
- 2) Separate permits shall be required for any new signage.
- 3) This permit is being approved on the basis of plans submitted. Any deviations shall require a separate approval before starting that work.

Dept: Building **Status:** Approved **Reviewer:** Tammy Munson **Approval Date:** 03/17/2004**Note:** **Ok to Issue:** **Dept:** Fire **Status:** Approved with Conditions **Reviewer:** Lt. MacDougal **Approval Date:** 03/15/2004**Note:** **Ok to Issue:**

- 1) the boiler shall have a domestic sprinkler installed

Comments:

3/12/2004-tmm: Left message for builder - wall needs to be 1 hour rated between tenants.

3/17/2004-tmm: spoke w/builder and went over fire rating requirements.

3/10/2004-kwd: not entered into system until 3/10/2004 in error; got attached to another application submitted on the same day. Kwd

All Purpose Building Permit Application

If you or the property owner owes real estate or personal property taxes or user charges on any property within the City, payment arrangements must be made before permits of any kind are accepted.

Location/Address of Construction: <u>694 Forrest Ave Portland</u>		
Total Square Footage of Proposed Structure <u>726'</u>		Square Footage of Lot
Tax Assessor's Chart, Block & Lot Chart# <u>129</u> Block# <u>A</u> Lot# <u>005</u>	Owner: <u>ANNA ZAIRSOR</u>	Telephone: <u>283-3213</u>
Lessee/Buyer's Name (If Applicable)	Applicant name, address & telephone:	Cost Of Work: \$ <u>10,000</u> Fee: \$ <u>111.00</u>
Current use: <u>VACANT</u>		
If the location is currently vacant, what was prior use: <u>Lock Smith</u>		
Approximately how long has it been vacant: <u>6 MONTHS</u>		
Proposed use: <u>See attached</u> <u>Vacants</u> <u>Renovate to rent</u>		
Project description: <u>Formerly Locksmith House established</u>		
Contractor's name, address & telephone: <u>M.S. BABIN CARPENTRY</u> <u>829-3037</u> <u>16 MEADOW CREEK LN</u> <u>NORTH YARMOUTH, ME 04047</u>		
Who should we contact when the permit is ready: <u>MICHAEL BABIN</u> <u>829-3037</u>		
Mailing address: <u>16 MEADOW CREEK LN</u> <u>*Cell 838-4712</u> <u>NORTH YARMOUTH, ME 04047</u>		
We will contact you by phone when the permit is ready. You must come in and pick up the permit and review the requirements before starting any work, with a Plan Reviewer. A stop work order will be issued and a \$100.00 fee if any work starts before the permit is picked up. PHONE: <u>829-3037</u>		

IF THE REQUIRED INFORMATION IS NOT INCLUDED IN THE SUBMISSIONS THE PERMIT WILL BE AUTOMATICALLY DENIED AT THE DISCRETION OF THE BUILDING/PLANNING DEPARTMENT, WE MAY REQUIRE ADDITIONAL INFORMATION IN ORDER TO APPROVE THIS PERMIT.

I hereby certify that I am the Owner of record of the named property, or that the owner of record authorizes the proposed work and that I have been authorized by the owner to make this application as his/her authorized agent. I agree to conform to all applicable laws of this jurisdiction. In addition, if a permit for work described in this application is issued, I certify that the Code Official's authorized representative shall have the authority to enter all areas covered by this permit at any reasonable hour to enforce the provisions of the codes applicable to this permit.

Signature of applicant: <u>Min Bar</u>	Date: <u>2/12/04</u>
--	----------------------

This is NOT a permit, you may not commence ANY work until the permit is issued.
If you are in a Historic District you may be subject to additional permitting and fees with the Planning Department on the 4th floor of City Hall

BUILDING PERMIT INSPECTION PROCEDURES

Please call 874-8703 or 874-8693 to schedule your inspections as agreed upon

Permits expire in 6 months, if the project is not started or ceases for 6 months.

The Owner or their designee is required to notify the inspections office for the following inspections and provide adequate notice. Notice must be called in 48-72 hours in advance in order to schedule an inspection:

By initializing at each inspection time, you are agreeing that you understand the inspection procedure and additional fees from a "Stop Work Order" and "Stop Work Order Release" will be incurred if the procedure is not followed as stated below.

 Pre-construction Meeting: Must be scheduled with your inspection team upon receipt of this permit. Jay Reynolds, Development Review Coordinator at 874-8632 must also be contacted at this time, before **any** site work begins on any project other than single family additions or alterations.

NA **Footing/Building Location Inspection:** Prior to pouring concrete

NA **Re-Bar Schedule Inspection:** Prior to pouring concrete

NA **Foundation Inspection:** Prior to placing ANY backfill

Framing/Rough Plumbing/Electrical: Prior to any insulating or drywalling

Final/Certificate of Occupancy: Prior to any occupancy of the structure or use. NOTE: There is a \$75.00 fee per inspection at this point.

Certificate of Occupancy is not required for certain projects. Your inspector can advise you if your project requires a Certificate of Occupancy. All projects DO require a final inspection

If any of the inspections do not occur, the project cannot go on to the next phase, REGARDLESS OF THE NOTICE OR CIRCUMSTANCES.

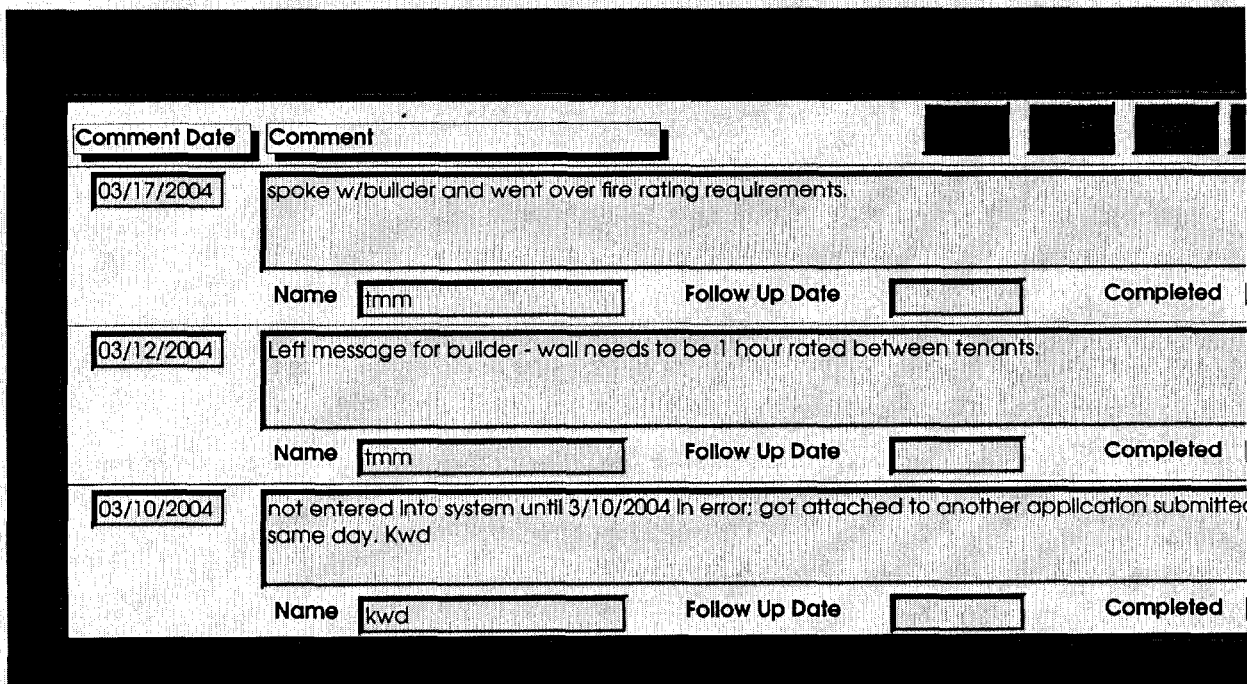
NA **CERTIFICATE OF OCCUPANCIES MUST BE ISSUED AND PAID FOR, BEFORE THE SPACE MAY BE OCCUPIED**

x Min Barn 4/1/04
Signature of Applicant/Designee Date
x Julie D. Admin 4.1.04
Signature of Inspections Official Date

CBL: 129 A005 Building Permit #: 040225



Prmt	Text93	18650	Constr Type	New	Num1	2
Permit Nbr	04-0225	Location of Construction	688	Forest Ave	Appl. Date	
Status	Pending	Permit Type	Alterations - Commercial		Issue Date	
CBL	129 A005001	District Nbr	4	Estimated Cost	\$10,000.00	Date Closed



Comment Date	Comment	Name	Follow Up Date	Completed
03/17/2004	spoke w/builder and went over fire rating requirements.	trmm		
03/12/2004	Left message for builder - wall needs to be 1 hour rated between tenants.	trmm		
03/10/2004	not entered into system until 3/10/2004 in error; got attached to another application submitted same day. Kwd	kwd		

CreatedBy	kwd	CreateDate	03/10/2004	ModBy	kwd	ModDate	03/10
-----------	-----	------------	------------	-------	-----	---------	-------

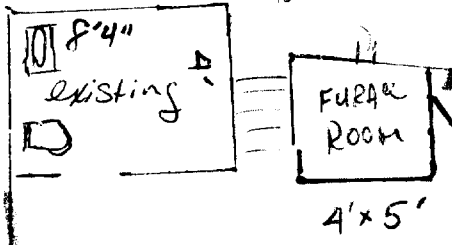
M. S. BABIN CARPENTRY, INC.
16 MEADOW CREEK LANE, NORTH YARMOUTH, MAINE 04097
(207) 829-3037

The following is an estimate of work to be performed at the Forest Ave. property.

- 1) Remove the existing interior, which includes the sheetrock, insulation, ceiling Tiles and grid system, trough lights, 2x4 wall studding and all trim work.
- 2) Re-stud all the same walls with 2x4 wood studding 16"oc, insulate the walls with Fiberglass insulation
- 3) Install new ½ inch sheetrock over these studs, tape and mud. Make ready for Paint
- 4) Build a new room for a heating system (approx. 4'x5'). This room will be Constructed of wood 2x4's, 16"oc with 5/8" sheetrock on the inside, ½" On the outside (see attached spec. sheet)
- 5) Install a new ceiling grid system and 2x4 ceiling tiles. With fiberglass Insulation above.
- 6) Install new trim boards, prime and paint.
- 7) Properly dispose of all debris

2/18/04 Spoke w/ Lt. M. Doyall of the Portland
Fire Dept. & He advised that no special
Fire Rated Door is needed for the Juvenile Room

BATHROOM
BACK DOOR



33'7"

Exterior Block wall

Replace 2x4 studs
16 oc.

and insulation
up against block walls

Hair Dresser
Abutter
Interior
2x4 wall

Will add
double layer
over existing

21'10"

Exterior
Block
wall

New
Replace/Repair

Exterior wall


11'8"

19'5"

FORREST AVE

INSTALLATION, OPERATION & MAINTENANCE MANUAL

THESE INSTRUCTIONS
APPLY TO THE
**MODEL GTH CATEGORY IV
NATURAL GAS AND LP
GAS HIGH EFFICIENCY
(CONDENSING) WARM AIR
FURNACE.**



▲WARNING

If the information in these instructions is not followed exactly, a fire or explosion may result, causing property damage, personal injury or loss of life.

▲WARNING

FOR YOUR SAFETY

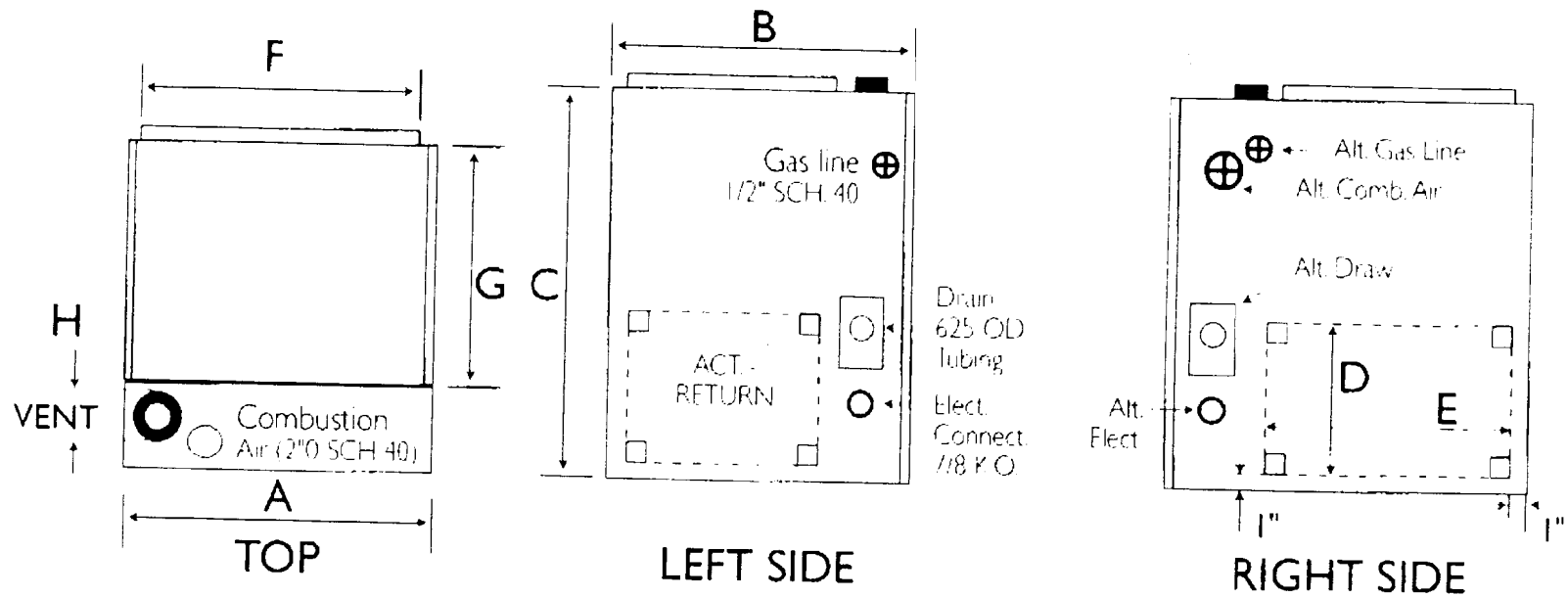
- ⇒ Do not store or use gasoline or other flammable vapors and liquids, or other combustible materials in the vicinity of this or any other appliance.
- ⇒ **WHAT TO DO IF YOU SMELL GAS:**
 - Do not try to light any appliance.
 - Do not touch any electrical switch; do not use any phone in your building.
 - Immediately call your gas supplier from a neighbor's phone, or a cellular phone from a location well away from the building. Follow the gas supplier's instructions.
 - If you cannot reach your gas supplier, call the fire department.
 - Do not re-enter the building until authorized to do so by the gas supplier or the fire department.
- ⇒ Improper installation, adjustment, alteration, service or maintenance can cause injury, property damage or loss of life. Refer to this manual.
- ⇒ Installation and service must be performed by a qualified installer, service agency or the gas supplier.



DO NOT DESTROY THIS MANUAL

Please read carefully and keep in a safe place for future reference by a service technician.

FIGURE 2: GTH DIMENSIONS and CLEARANCE TO COMBUSTIBLES



DIMENSIONS (Inches)

MODEL GTH	WIDTH A	DEPTH B	HEIGHT C	S / A F x G	R / A D x E	VENT H
50	17½	29¼	36	16½ x 20	15 x 23	2 or 3
70	17½	29¼	36	16½ x 20	15 x 23	2 or 3
85	21¼	29¼	36	20 x 20	15 x 23	3
100	21¼	29¼	36	20 x 20	15 x 23	3

CLEARANCE TO COMBUSTIBLES

TOP: 1 INCH
 FRONT: 2 INCHES - (24" for servicing)
 SIDES: 0 INCHES
 REAR: 0 INCHES
 BOTTOM: NON-COMBUSTIBLE or WOOD FLOOR
 ALL MODELS APPROVED FOR CLOSET INSTALLATION.
 RETURN: BOTTOM or EITHER SIDE



CITY OF PORTLAND, MAINE

Department of Building Inspections

Feb 19 20 04

Received from M.S. Babin Carpentry

Location of Work 694 Forest Ave

Cost of Construction \$ 10,000

Permit Fee \$ 111.00

Building (IL) Plumbing (I5) Electrical (I2) Site Plan (U2)

Other _____

CBL: 129-A-5

Check #: 3531

Total Collected s 111.00

THIS IS NOT A PERMIT

No work is to be started until PERMIT CARD is actually posted upon the premises. Acceptance of fee is no guarantee that permit will be granted. PRESERVE THIS RECEIPT. In case permit cannot be granted the amount of the fee will be refunded upon return of the receipt less \$10.00 or 10% whichever is greater.

WHITE - Applicant's Copy
YELLOW - Office Copy
PINK - Permit Copy