

DISPLAY THIS CARD ON PRINCIPAL FRONTAGE OF WORK

CITY OF PORTLAND

BUILDING INSPECTION

PERMIT

Please Read Application And Notes, If Any, Attached

Permit Number: 080107

PERMIT ISSUED

FEB / 2008

128 B028001

CITY OF PORTLAND

This is to certify that O'BRIEN EDWARD A JR & SHARON M O'BRIEN ITS/Tr Robi

has permission to Replace windows, replace fr entry do inter renovation

AT 106 HERSEY ST

provided that the person or persons firm or person accepting this permit shall comply with all of the provisions of the Statutes of the City and of the Ordinances of the City of Portland regulating the construction, maintenance and use of buildings and structures, and of the application on file in this department.

Apply to Public Works for street line and grade if nature of work requires such information.

Notification of inspection must be given and when permission procured before this building or part thereof is loaded or otherwise closed-in. HOUR NOT REQUIRED.

A certificate of occupancy must be procured by owner before this building or part thereof is occupied.

OTHER REQUIRED APPROVALS

Fire Dept. _____

Health Dept. _____

Appeal Board _____

Other _____

Department Name

Thomas M. Mally 2/7/08
Director - Building & Inspection Services

PENALTY FOR REMOVING THIS CARD

City of Portland, Maine - Building or Use Permit Application

389 Congress Street, 04101 Tel: (207) 874-8703, Fax: (207) 874-8716

Permit No: 08-0107	Issue Date:	CBL: 128 B028001
-----------------------	-------------	---------------------

Location of Construction: 106 HERSEY ST	Owner Name: O'BRIEN EDWARD A JR & SHAR	Owner Address: 106 HERSEY ST	Phone:
Business Name:	Contractor Name: Tim Robinson	Contractor Address: 361 Guinea Road Biddeford	Phone:
Lessee/Buyer's Name	Phone:	Permit Type: Alterations - Dwellings	Zone: R-3


Past Use: Single Family Home	Proposed Use: Single Family Home - Replace windows, replace front entry door, interior renovations	Permit Fee: \$370.00	Cost of Work: \$35,000.00	CEO District: 4
Proposed Project Description: Replace windows, replace front entry door, interior renovations		FIRE DEPT: <input type="checkbox"/> Approved <input type="checkbox"/> Denied	INSPECTION: Use Group: R3 Type: 58 IRC 2003	

Signature:		Signature: <i>Tr</i> 2/7/08	
PEDESTRIAN ACTIVITIES DISTRICT (P.A.D.)			
Action: <input type="checkbox"/> Approved <input type="checkbox"/> Approved w/Conditions <input type="checkbox"/> Denied			
Signature:		Date:	

Permit Taken By: ldobson	Date Applied For: 02/06/2008	Zoning Approval	
-----------------------------	---------------------------------	------------------------	--

- This permit application does not preclude the Applicant(s) from meeting applicable State and Federal Rules.
- Building permits do not include plumbing, septic or electrical work.
- Building permits are void if work is not started within six (6) months of the date of issuance. False information may invalidate a building permit and stop all work..

Special Zone or Reviews <input type="checkbox"/> Shoreland <input type="checkbox"/> Wetland <input type="checkbox"/> Flood Zone <input type="checkbox"/> Subdivision <input type="checkbox"/> Site Plan Maj <input type="checkbox"/> Minor <input type="checkbox"/> MM <input type="checkbox"/> Date: <i>2/6/08</i>	Zoning Appeal <input type="checkbox"/> Variance <input type="checkbox"/> Miscellaneous <input type="checkbox"/> Conditional Use <input type="checkbox"/> Interpretation <input type="checkbox"/> Approved <input type="checkbox"/> Denied Date:	Historic Preservation <input checked="" type="checkbox"/> Not in District or Landmark <input type="checkbox"/> Does Not Require Review <input type="checkbox"/> Requires Review <input type="checkbox"/> Approved <input type="checkbox"/> Approved w/Conditions <input type="checkbox"/> Denied Date:
---	---	--



CERTIFICATION

I hereby certify that I am the owner of record of the named property, or that the proposed work is authorized by the owner of record and that I have been authorized by the owner to make this application as his authorized agent and I agree to conform to all applicable laws of this jurisdiction. In addition, if a permit for work described in the application is issued, I certify that the code official's authorized representative shall have the authority to enter all areas covered by such permit at any reasonable hour to enforce the provision of the code(s) applicable to such permit.

SIGNATURE OF APPLICANT	ADDRESS	DATE	PHONE
RESPONSIBLE PERSON IN CHARGE OF WORK, TITLE		DATE	PHONE

City of Portland, Maine - Building or Use Permit

389 Congress Street, 04101 Tel: (207) 874-8703, Fax: (207) 874-8716

Permit No: 08-0107	Date Applied For: 02/06/2008	CBL: 128 B028001
------------------------------	--	----------------------------

Location of Construction: 106 HERSEY ST	Owner Name: O'BRIEN EDWARD A JR & SHAR	Owner Address: 106 HERSEY ST	Phone:
Business Name:	Contractor Name: Tim Robinson	Contractor Address: 361 Guinea Road Biddeford	Phone:
Lessee/Buyer's Name	Phone:	Permit Type: Alterations - Dwellings	

Proposed Use: Single Family Home - Replace windows, replace front entry door, interior renovations	Proposed Project Description: Replace windows, replace front entry door, interior renovations
--	---

Dept: Zoning **Status:** Approved with Conditions **Reviewer:** Marge Schmuckal **Approval Date:** 02/06/2008

Note: **Ok to Issue:**

- 1) This permit is being approved on the basis of plans submitted. Any deviations shall require a separate approval before starting that work.
- 2) The required setback for the front yard is 25 feet to the front property line. 29'4" is shown. The Code Enforcement Officer will be checking on site to determine that this setback is being met on the face of the ground prior to pouring or construction. It is the owner's responsibility to contact this office for such an inspection when ready.
- 3) This is NOT an approval for an additional dwelling unit. You SHALL NOT add any additional kitchen equipment including, but not limited to items such as stoves, microwaves, refrigerators, or kitchen sinks, etc. Without special approvals.
- 4) This property shall remain a single family dwelling. Any change of use shall require a separate permit application for review and approval.

Dept: Building **Status:** Approved with Conditions **Reviewer:** Tom Markley **Approval Date:** 02/07/2008

Note: **Ok to Issue:**

- 1) Application approval based upon information provided by applicant. Any deviation from approved plans requires separate review and approval prior to work.
- 2) Separate permits are required for any electrical, plumbing, or HVAC systems. Separate plans may need to be submitted for approval as a part of this process.



General Building Permit Application

If you or the property owner owes real estate or personal property taxes or user charges on any property within the City, payment arrangements must be made before permits of any kind are accepted.

Location/Address of Construction: <u>106 Hersey Street, Portland, ME 04103</u>		
Total Square Footage of Proposed Structure/Area <u>Front Portico 5x7</u>		Square Footage of Lot <u>.22</u>
Tax Assessor's Chart, Block & Lot Chart# Block# Lot# <u>128-B-028-001</u>	Applicant * must be owner, Lessee or Buyer* Name <u>Edward + Sharon O'Brien</u> Address <u>106 Hersey St</u> City, State & Zip <u>Portland, ME 04103</u>	Telephone: <u>207 899-2417</u>
Lessee/DBA (If Applicable)	Owner (if different from Applicant) Name Address City, State & Zip	Cost Of Work: \$ <u>35,000</u> C of O Fee: \$ _____ Total Fee: \$ _____
Current legal use (i.e. single family) <u>Single Family</u> If vacant, what was the previous use? _____ Proposed Specific use: <u>Energy Efficient / Weather tight.</u> Is property part of a subdivision? _____ If yes, please name _____ Project description: <u>Replace existing windows + doors for better insulation</u> <u>Add portico, New siding, New roof, Gas hook up for stove, repair driveway</u> <u>update electrical</u>		
Contractor's name: <u>Tim Robinson</u> Address: <u>361 Guinea Road</u> City, State & Zip <u>Biddeford</u> Telephone: _____ Who should we contact when the permit is ready: _____ Telephone: _____ Mailing address: _____		

Please submit all of the information outlined on the applicable Checklist. Failure to do so will result in the automatic denial of your permit.

In order to be sure the City fully understands the full scope of the project, the Planning and Development Department may request additional information prior to the issuance of a permit. For further information or to download copies of this form and other applications visit the Inspections Division on-line at www.portlandmaine.gov, or stop by the Inspections Division office, room 315 City Hall or call 874-8703.

I hereby certify that I am the Owner of record of the named property, or that the owner of record authorizes the proposed work and that I have been authorized by the owner to make this application as his/her authorized agent. I agree to conform to all applicable laws of this jurisdiction. In addition, if a permit for work described in this application is issued, I certify that the Code Official's authorized representative shall have the authority to enter all areas covered by this permit at any reasonable hour to enforce the provisions of the codes applicable to this permit.

Signature: Sharon O'Brien Date: _____

This is not a permit; you may not commence ANY work until the permit is issue


BOTTOM LINE SUMMARY

106 Hersey Street, Portland, ME September 22, 2007


Report No. 1270

<http://www.sherlockhomes-web.com>

BOTTOM LINE




24. Air handler in attic



25. Carrier central air handler



26. Duct work is well insulated



27. Central air condensing unit on exterior

Insulation and Ventilation

Attic/roof \ Insulation


Condition: • Amount inadequate

Location: Attic

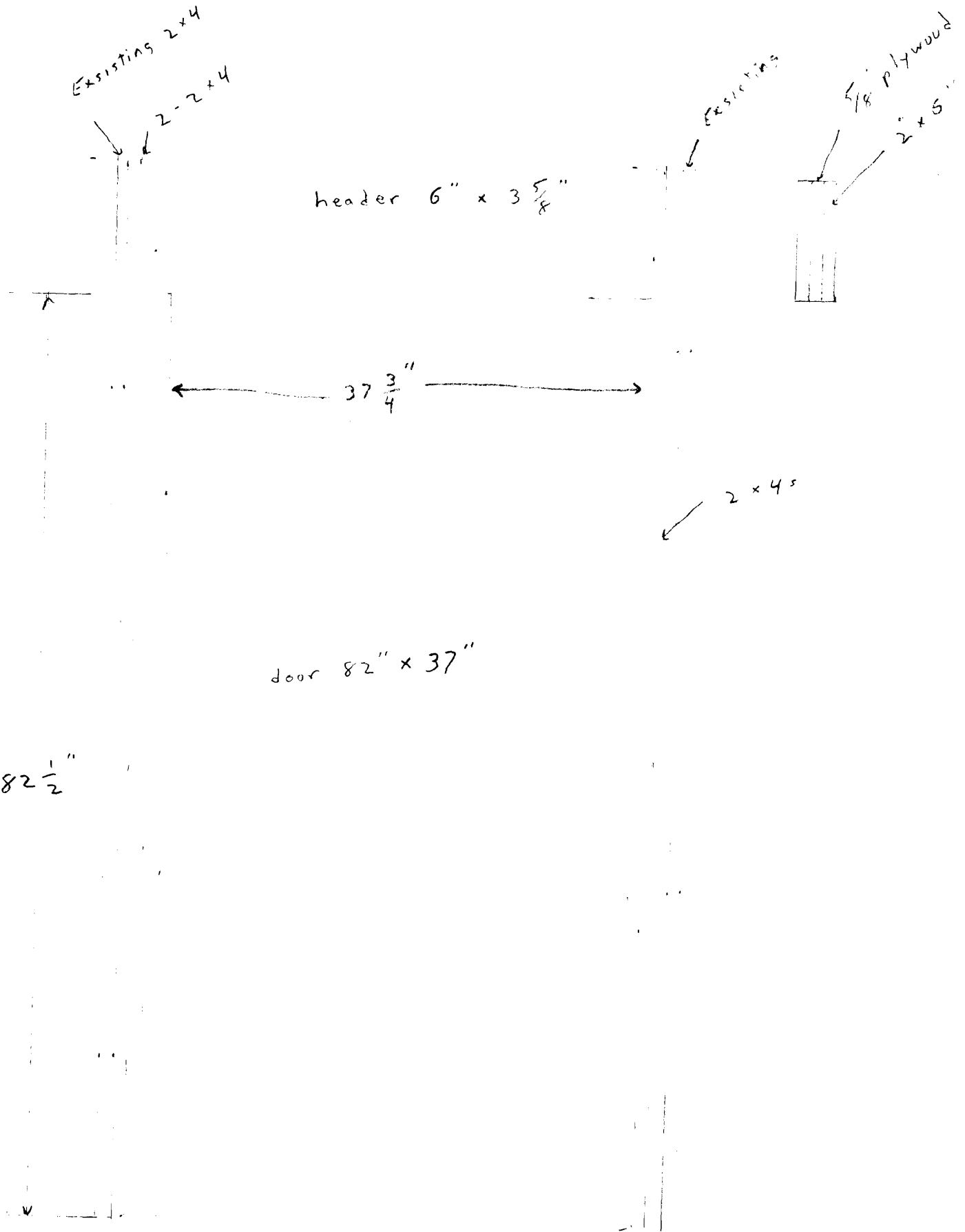
Task: Improve

Time: Discretionary

Note: Recommend adding more insulation to the attic space to improve heat and air conditioning costs.



front door



ELECTRICAL PERMIT

City of Portland, Me.



To the Chief Electrical Inspector, Portland Maine:
 The undersigned hereby applies for a permit to make electrical installations
 in accordance with the laws of Maine, the City of Portland Electrical Ordinance,
 National Electrical Code and the following specifications:

Date 2/6/08
 Permit # 2008-7098
 CBL# 128-B-028-001

LOCATION: 106 Hersey St METER MAKE & # _____
 CMP ACCOUNT # 441-004-2410-013 OWNER Edward + Sharon O'Brien
 TENANT _____ PHONE # 207 899-2417

TOTAL EACH FEE

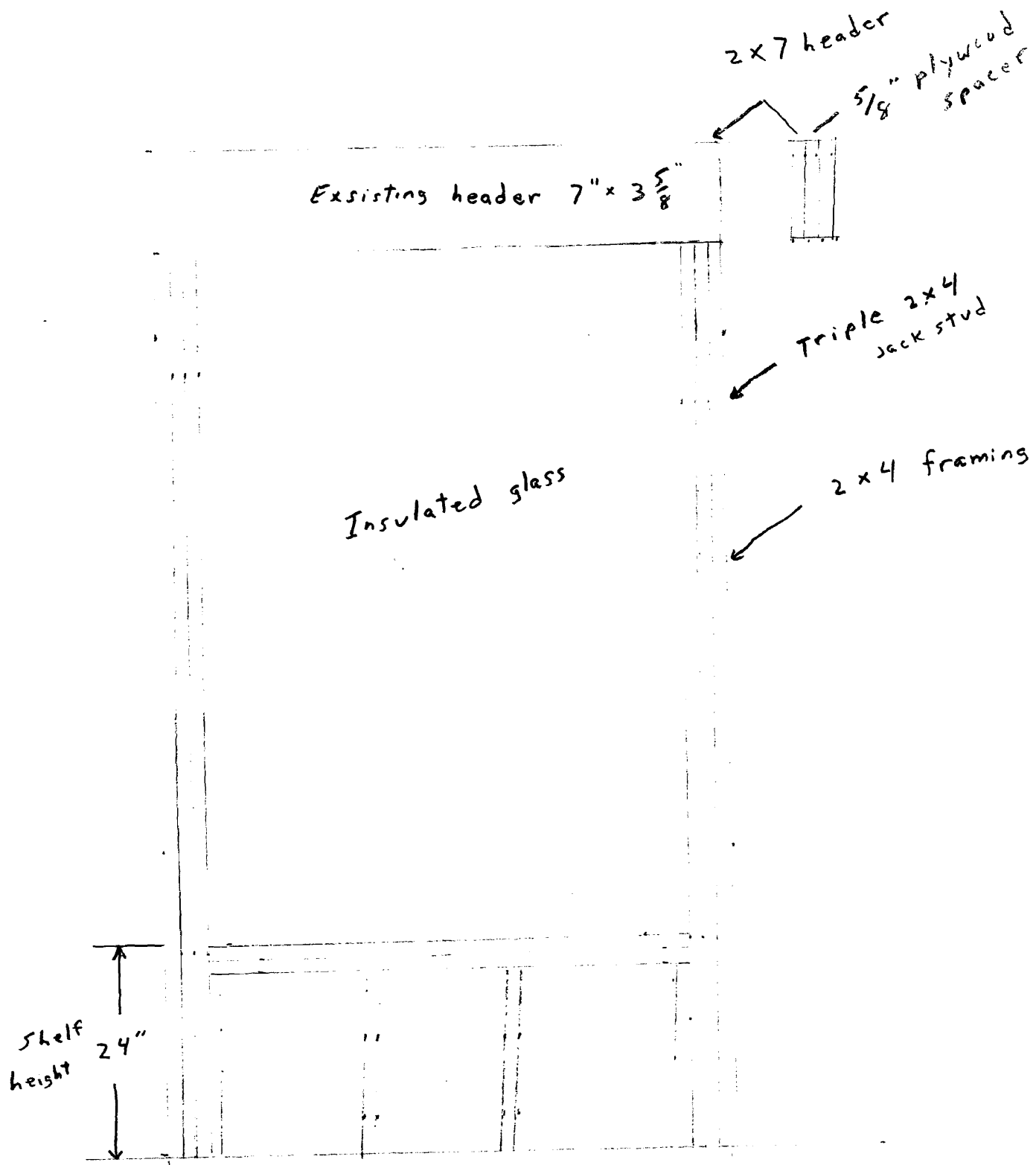
OUTLETS	Receptacles	Switches	Smoke Detector	
			.20	
FIXTURES	Incandescent	Fluorescent	Strips	.20
SERVICES	/	Overhead	Underground	TTL AMPS <800 15.00
		Overhead	Underground	>800 25.00
Temporary Service		Overhead	Underground	TTL AMPS 25.00
				25.00
METERS	/	(number of)		1.00
MOTORS		(number of)		2.00
RESID/COM		Electric units		1.00
HEATING		oil/gas units	Interior	Exterior 5.00
APPLIANCES		Ranges	Cook Tops	Wall Ovens 2.00
		Insta-Hot	Water heaters	Fans 2.00
		Dryers	Disposals	Dishwasher 2.00
		Compactors	Spa	Washing Machine 2.00
		Others (denote)		2.00
MISC. (number of)		Air Cond/win		3.00
		Air Cond/cent		Pools 10.00
		HVAC	EMS	Thermostat 5.00
		Signs		10.00
		Alarms/res		5.00
		Alarms/com		15.00
		Heavy Duty(CRKT)		2.00
		Circus/Carnv		25.00
	/	Alterations		5.00
		Fire Repairs		15.00
		E Lights		1.00
		E Generators		20.00
PANELS		Service	Remote	Main 4.00
TRANSFORMER		0-25 Kva		5.00
		25-200 Kva		8.00
		Over 200 Kva		10.00
				TOTAL AMOUNT DUE
		MINIMUM FEE/COMMERCIAL 55.00		MINIMUM FEE <u>45.00</u>

CONTRACTORS NAME Marcus Jolin M.J. Electric MASTER LIC. # 50017053
 ADDRESS P.O. Box 741, Biddeford, ME LIMITED LIC. # _____
 TELEPHONE 590-4288

SIGNATURE OF CONTRACTOR Marcus Jolin

FEB 12 2008



































































[Handwritten mark]
147



- 2 Front bedroom
- 1 Rear bedroom
- 1 Bathroom

Awning Windows

Table of Basic Awning Unit Sizes Scale 1/8" - 1'-0" (1:96)

Unit Dimension	2'-0 1/8" (613)	2'-4 3/8" (721)	2'-7 1/2" (800)	2'-11 5/16" (913)	3'-4 13/16" (1037)	4'-0" (1219)	4'-4 13/16" (1341)	4'-11 7/8" (1521)	5'-4 13/16" (1646)	5'-11 7/8" (1826)
Minimum Rough Opening	2'-0 5/8" (625)	2'-4 7/8" (733)	2'-8" (813)	3'-0 1/2" (927)	3'-5 3/8" (1051)	4'-0 1/2" (1232)	4'-5 3/8" (1356)	5'-0 3/8" (1534)	5'-5 3/8" (1660)	6'-0 3/8" (1838)
Unobstructed Glass	19 5/16" (491)	23 9/16" (598)	27 1/8" (689)	31 1/8" (791)	36" (914)	43 3/16" (1097)	48" (1219)	55 1/16" (1399)	60" (1524)	67 1/16" (1703)
1'-5" (432)										
1'-8 1/2" (521)										
2'-0 1/8" (613)										
2'-4 3/8" (721)										
2'-7 1/2" (800)										
2'-11 15/16" (913)										
3'-4 3/4" (1035)										
4'-0" (1219)										

Andersen* art glass panels not available for these units.

Venting Configuration

Divided Light Patterns

In addition to the Colonial grille patterns shown in the table of basic unit sizes, other standard divided light patterns are available. Visit andersenwindows.com/grilles.

Compatible Specialty Windows































































To find compatible Circle Top,* arch and other shaped windows, see the specialty window section.

Handwritten: Bedroom
 11/15/16" x 67 1/16"

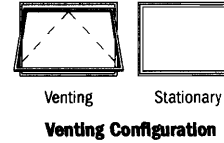
- ‡ Andersen® art glass panels are available for these units by special order only. Contact your Andersen® supplier. Panels are available for all other units on this page, except where noted, through normal ordering process. Visit andersenwindows.com/artglass for patterns.
- Rough opening dimensions may need to be increased to allow for use of building wraps, flashings, sill panning, brackets, fasteners or other items.
- Dashed lines on size tables indicate hinging (also available as stationary units).
- Stationary units are available as venting units by special order. Some restrictions may apply. Contact your local Andersen® Supplier.
- *Unit Dimension* always refers to outside frame to frame dimension.
- Dimensions in parentheses are in millimeters.
- When ordering, be sure to specify color desired: White, Sandstone, Terracotta® or Forest Green.
- The maximum clear opening of the A335 unit in normal operation is 6-1/8". The operator can be detached from the sash of the A335 unit to obtain a clear opening of 26-5/8".

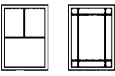
Awning Windows

Table of Basic Awning Unit Sizes Scale 1/8" = 1'-0" (1:96)

Unit Dimension	2'-0 1/8"	2'-4 3/8"	2'-7 1/2"	2'-11 15/16"	3'-4 13/16"	4'-0"	4'-4 13/16"	4'-11 7/8"	5'-4 13/16"	5'-11 7/8"
Minimum Rough Opening	2'-0 5/8" (625)	2'-4 7/8" (733)	2'-8" (813)	3'-0 1/2" (927)	3'-5 3/8" (1051)	4'-0 1/2" (1232)	4'-5 3/8" (1356)	5'-0 3/8" (1534)	5'-5 3/8" (1660)	6'-0 3/8" (1838)
Unobstructed Glass	19 5/16" (491)	23 9/16" (598)	27 1/8" (689)	31 1/8" (791)	36" (914)	43 3/16" (1097)	48" (1219)	55 1/16" (1399)	60" (1524)	67 1/16" (1703)
1'-5" (432)										
1'-8 1/2" (521)										
2'-0 1/8" (613)										
2'-4 3/8" (721)										
2'-7 1/2" (800)										
2'-11 15/16" (913)										
3'-4 3/4" (1035)										
4'-0" (1219)										


Andersen® art glass panels not available for these units.





Divided Light Patterns

In addition to the Colonial grille patterns shown in the table of basic unit sizes, other standard divided light patterns are available. Visit andersenwindows.com/grilles.



Compatible Specialty Windows

To find compatible Circle Top™ arch and other shaped windows, see the specialty window section.

*Front of house only
to garage*

- † Andersen® art glass panels are available for these units by special order only. Contact your Andersen® supplier. Panels are available for all other units on this page, except where noted, through normal ordering process. Visit andersenwindows.com/artglass for patterns.
- Rough opening dimensions may need to be increased to allow for use of building wraps, flashings, sill panning, brackets, fasteners or other items.
- Dashed lines on size tables indicate hinging (also available as stationary units).
- Stationary units are available as venting units by special order. Some restrictions may apply. Contact your local Andersen® Supplier.
- "Unit Dimension" always refers to outside frame to frame dimension.
- Dimensions in parentheses are in millimeters.
- When ordering, be sure to specify color desired: White, Sandtone, Terratone® or Forest Green.
- The maximum clear opening of the A335 unit in normal operation is 6-1/8". The operator can be detached from the sash of the A335 unit to obtain a clear opening of 26-5/8".

Casement Windows

Table of Basic Casement Unit Sizes Scale 1/8" - 1'-0" (1:96)

Unit Dimension	1'-5"	1'-8 1/2"	2'-0 1/2"	2'-4 1/2"	2'-7 1/2"	2'-11 1/2"	2'-9 3/4"	3'-4 3/4"	4'-0"	4'-8 1/2"
Minimum Rough Opening	3'-5 1/2" (446)	3'-9" (533)	3'-0 3/4" (625)	3'-4 1/4" (733)	3'-8" (813)	3'-0 1/2" (927)	2'-10 1/4" (870)	3'-5 1/4" (1048)	4'-0 1/2" (1232)	4'-8" (1448)
Unobstructed Glass*	12 3/4" (321)	16 1/4" (410)	19 3/4" (502)	24" (610)	27 1/4" (689)	31 1/4" (802)	12 3/4" (321)	16 1/4" (410)	19 3/4" (502)	24" (610)
Unobstructed Glass Transom Units Only	12 3/4" (310)	15 1/4" (368)	19 3/4" (491)	23 3/4" (589)	26 1/4" (678)	31 1/4" (791)	26 1/4" (735)	35 1/4" (913)	43 3/4" (1097)	51 1/4" (1313)

Unit Dimension	1'-0"	1'-0 1/2"	1'-0 1/2"	1'-0 1/2"	1'-0 1/2"	1'-0 1/2"	1'-0 1/2"	1'-0 1/2"	1'-0 1/2"	1'-0 1/2"
Unit Dimension	1'-0" (305)	1'-0 1/2" (318)	1'-0 1/2" (318)	1'-0 1/2" (318)	1'-0 1/2" (318)	1'-0 1/2" (318)	1'-0 1/2" (318)	1'-0 1/2" (318)	1'-0 1/2" (318)	1'-0 1/2" (318)
Unit Code	CR1510	CR1610	CR22010	CR2410	CR22010	CR2010	CR2510	CR3410	CR4010	CR4810

Unit Dimension	2'-0 1/2"	2'-4 3/4"	2'-11 1/2"	3'-4 13/16"	4'-0"	4'-4 13/16"	4'-11 7/8"	5'-4 13/16"	5'-11 7/8"
Unit Dimension	2'-0 1/2" (513)	2'-4 3/4" (721)	2'-11 1/2" (913)	3'-4 13/16" (1037)	4'-0" (1219)	4'-4 13/16" (1341)	4'-11 7/8" (1521)	5'-4 13/16" (1646)	5'-11 7/8" (1826)
Unit Code	CR12	CR25	CR13	CR16	CR14	CR16	CR15	CR15	CR16

Unit Dimension	5'-0 3/8"	5'-8 3/8"	6'-0 3/8"	6'-8 3/8"	7'-0 3/8"	7'-8 3/8"	8'-0 3/8"	8'-8 3/8"	9'-0 3/8"
Unit Dimension	5'-0 3/8" (1388)	5'-8 3/8" (1568)	6'-0 3/8" (1824)	6'-8 3/8" (2004)	7'-0 3/8" (2260)	7'-8 3/8" (2440)	8'-0 3/8" (2696)	8'-8 3/8" (2876)	9'-0 3/8" (3132)
Unit Code	CR16	CR16	CR16	CR16	CR16	CR16	CR16	CR16	CR16

CR (casement) units are non-venting.

- New sizes for 2008

- * "Unobstructed Glass" measurement is for single unit only.
- † These units have straight arm operation, see opening specifications.
- ‡ CR units with (except CR2, CR25 and CR3) height open to 20" clear opening width using all hinge control bracket. Bracket can be placed allowing for cleaning position.
- § CR units with are also available with a 22" clear opening width.
- ¶ Andersen® and glass panels are available for these units by special order only. Contact your Andersen® supplier. Panels are available for all other units on this page through normal ordering process. Visit andersenwindows.com/orders for options.
- These units meet or exceed the following dimensions: Clear Operable Area of 5.7 sq. ft., Clear Operable Width of 20" and Clear Operable Height of 24" when appropriate hardware (straight arm or split arm) is specified.
- Casement transom units (CR) may be ordered to be used as a casement or awning window.
- Rough opening dimensions may need to be prepared to allow for top of building eaves, flashing, sill panning, brackets, fasteners or other items.
- "Unit Dimensions" always refers to outside measurements.
- Dimensions in parentheses only in millimeters.
- When ordering, be sure to specify color (select: White, Sandstone, Titanium® or Forest Green).

*Front entry
 Next to front
 door*

Kitchen

$7\frac{1}{2}$ " laminate

42"

insulated
glass

double
2x4
jack shed

39

← 1' → ← 1' → ← 1' → ← 14" → ← 14" → ← 2x4
framing

THIS IS NOT A BOUNDARY SURVEY

INSPECTION OF PREMISES

I HEREBY CERTIFY TO Terry Snow, Esq.
and First American Title

106 Hersey Street
Portland, Maine

Job Number: 391-92
Inspection Date: 10-01-07
Scale: 1" = 20'

The monumentation is ~~not~~ in harmony with current deed description.

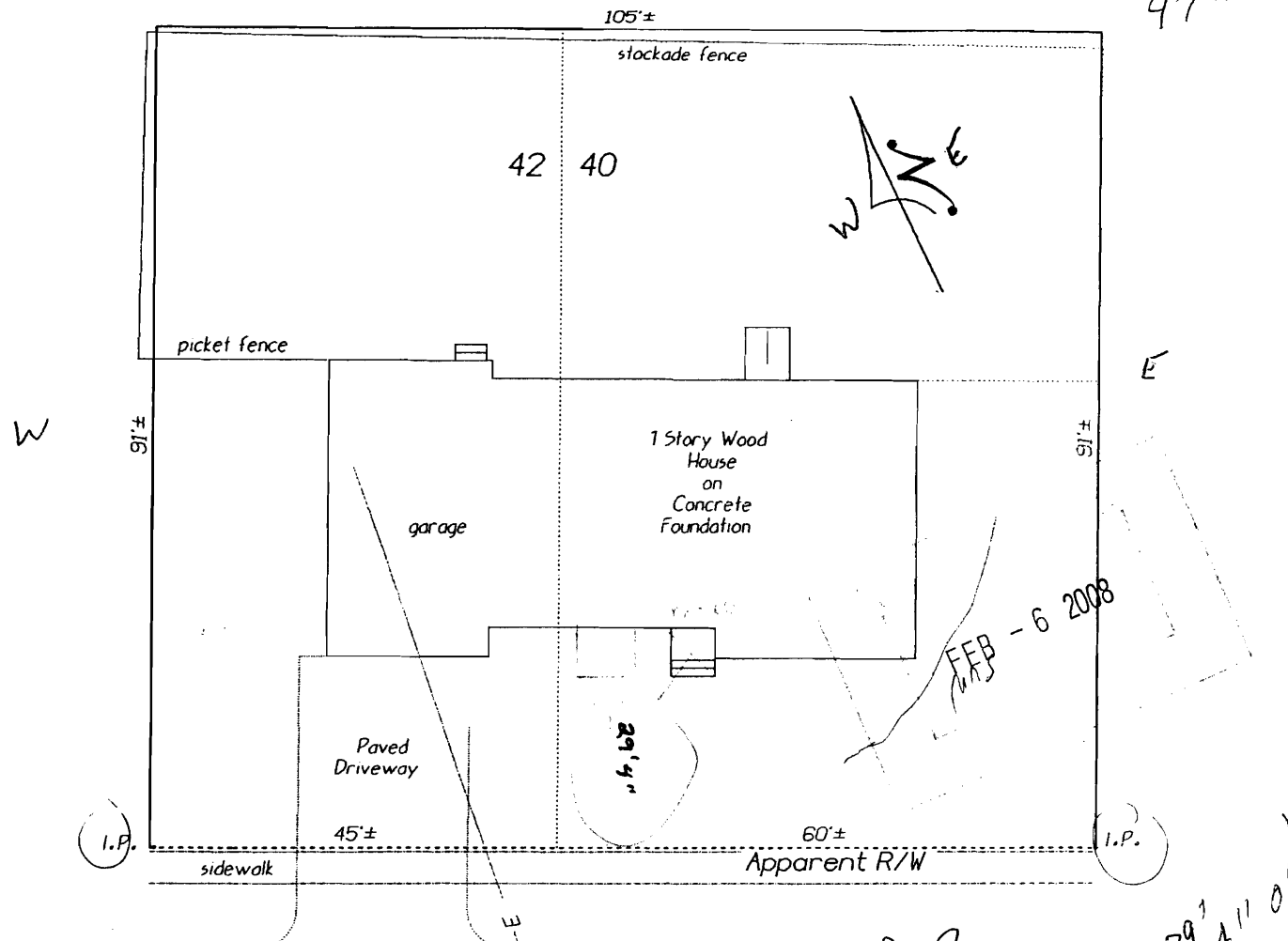
The building setbacks are ~~not~~ in conformity with town zoning requirements.

The dwelling does not ~~appear to~~ fall within the special flood hazard zone as delineated by the Federal Emergency Management Agency.

The land does not ~~appear to~~ fall within the special flood hazard zone as indicated on community-panel # 230051 0007 B.

BUYER: Sharon M. &
Edward A. O'Brien, Jr.
SELLER: Prisca V. Levesque

47 x 33



Ocean Avenue

Hersey Street
(bituminous)

R-3
Front - 25' min - 29' 4" shown

[Handwritten signature]

THIS PROPERTY IS SUBJECT TO ALL RIGHTS AND EASEMENTS OF RECORD. THOSE THAT ARE EVIDENT ARE SHOWN. THIS PLAN MIGHT NOT REVEAL CONFLICTS WITH ABUTTING DEEDS.

Utility Pole

Bruce R. Bowman
INCORPORATED
184 John Small Road
Chebeague Island, Maine 04017
Phone: (207) 846-1663
Fax: (207) 846-1664



PLAN BOOK 13 PAGE 93 LOT 44+
DEED BOOK 24338 PAGE 212 COUNTY Cumberland

THIS PLAN IS NOT FOR RECORDING Drawn by: *BBB*