

**FINISH SCHEDULE**

Room No.	Room	Floor	North	East	South	West	Base	Ceiling	Remarks
101	Dining	Wood	GWB Painted	Ex. Painted	Ex. Painted	Ex. Painted	Wood	Ex. Painted	
102	Kitchen	Wood/Stencil	Ex. /GWB Painted	-	Ex. Painted	Ex. Painted	Wood	Ex. Painted	
103	Hall 1	Wood/Tile	GWB Painted	GWB Painted	GWB Painted	GWB Painted	Wood	GWB Painted	1 Hour rated walls adjacent to garage
104	Screened Porch	Cedar	V groove/lead board?	V groove/lead board?	V groove/lead board?	Sliding-TBD	Wood	Wood-T&G?	
105	Laundry	Marmoleum	GWB Painted	GWB Painted	GWB Painted	GWB Painted	Wood	GWB Painted	
106	Closet		GWB Painted	GWB Painted	GWB Painted	GWB Painted	Wood	GWB Painted	
107	Hall 2	Wood	GWB Painted	GWB Painted	GWB Painted	GWB Painted	Wood	GWB Painted	
108	Guest Bathroom	Tile	Tile/GWB Painted	Tile/GWB Painted	Tile/GWB Painted	Tile/GWB Painted	Tile	GWB Painted	
109	Guest Bedroom/Study	Wood	GWB Painted	GWB Painted	GWB Painted	GWB Painted	Wood	GWB Painted	1 Hour rated walls adjacent to garage
110	Garage	Concrete	GWB	GWB	none	none	none	none	1 Hour rated walls adjacent to house

**WINDOW SCHEDULE**

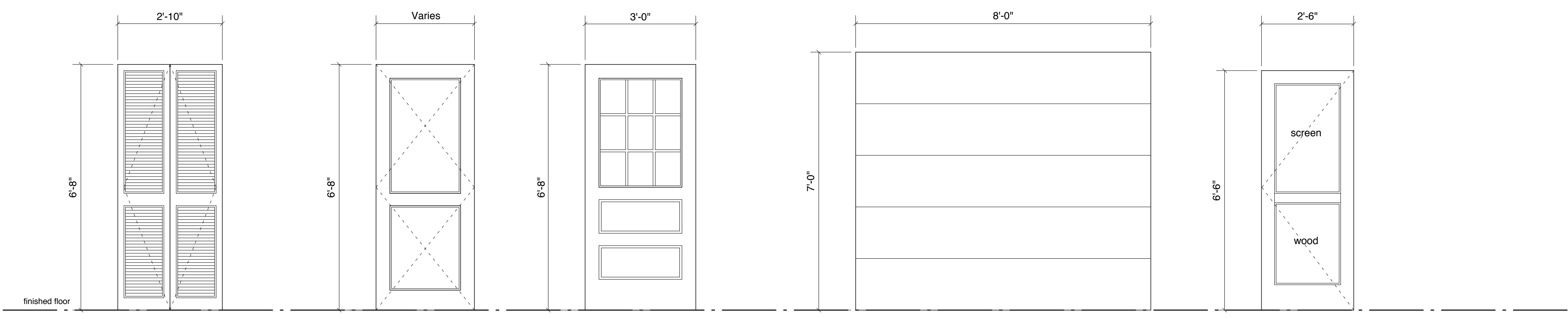
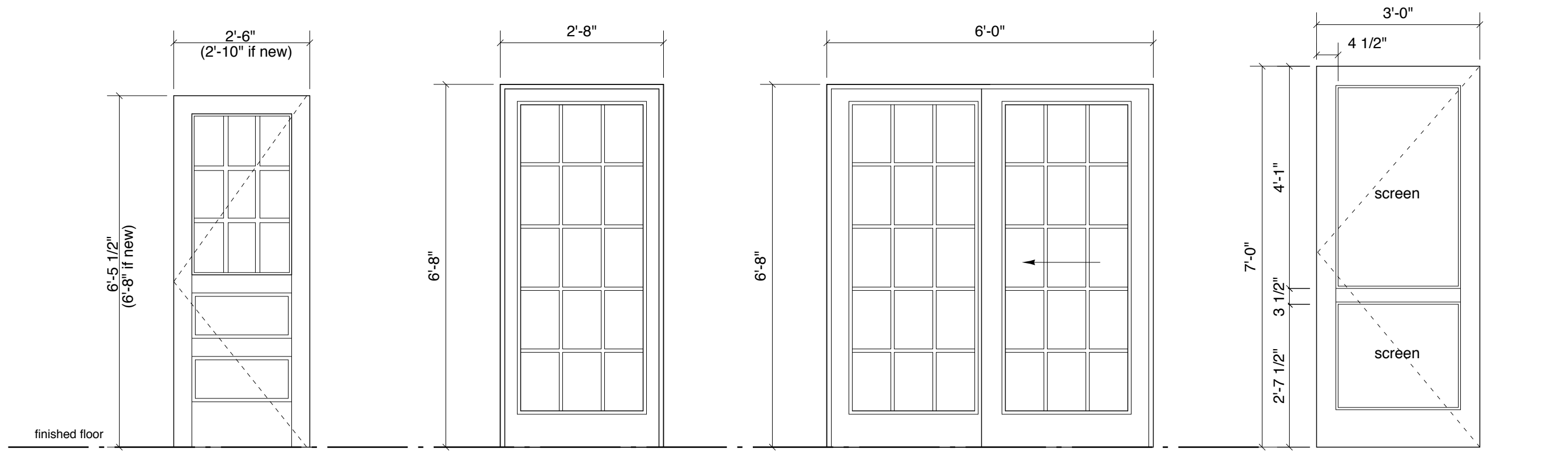
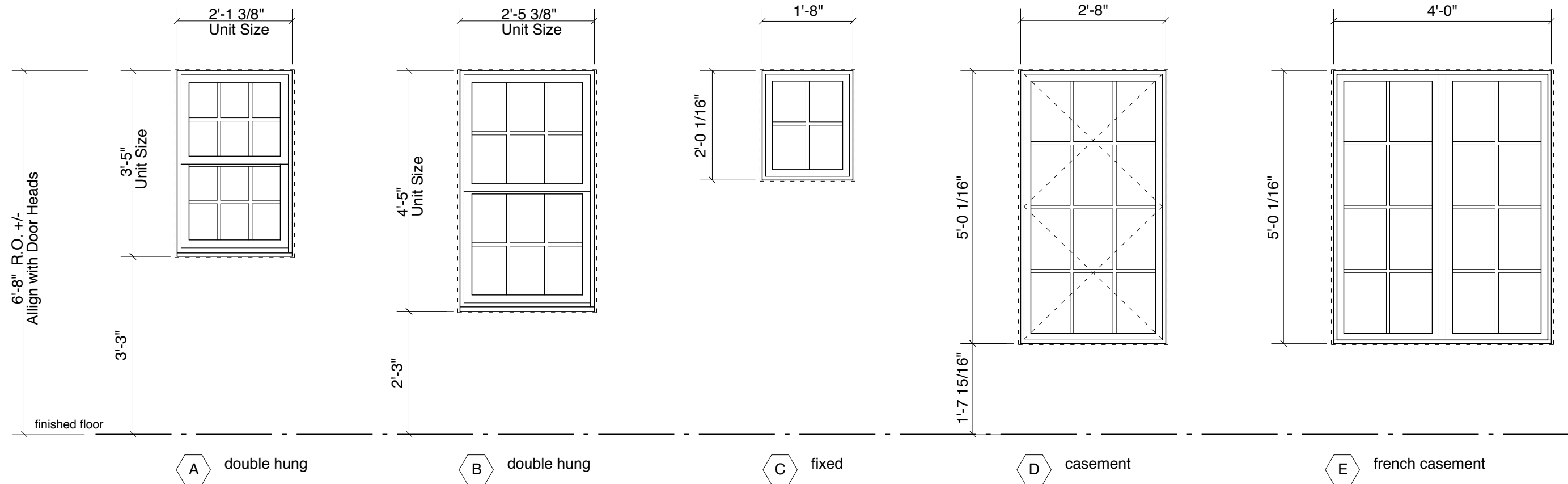
Unit	TYPE	SOURCE		SIZE		REMARKS
		Mfg.	Model	R.O. (w x h)	Unit (w x h)	
A	Double Hung	Marvin	wood double hung	WUDH 2016	2'-2 3/8" x 3'-5 1/2"	2'-1 3/8" x 3'-5"
B	Double Hung	Marvin	wood double hung	WUDH 2422	2'-6 3/8" x 4'-5 1/2"	2'-5 3/8" x 4'-5"
C	Fixed	Marvin	wood casemaster	WCM 2024	1'-9" x 2'-0 9/16"	1'-8" x 2'-0 1/16"
D	Casement	Marvin	wood casemaster	WCM3260	2'-9" x 5'-0 9/16"	2'-8" x 5'-0 1/16"
E	French casement (PR)	Marvin	french casemaster	WFCM4860	4'-1" x 5'-0 9/16"	4'-0" x 5'-0 1/16"
F	Skylight	Velux		2234	26 1/4" x 38 1/4"	25 1/2" x 37 1/2"

- Notes
- Contractor to confirm manufacturer, unit, and R.O. dimensions
  - Contractor to confirm window type-wood or clad with owner

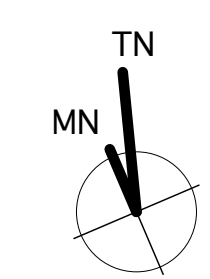
**DOOR SCHEDULE**

Door No.	LOCATION		Size	Material	DOOR Type	Mfg.	Model	Finish	HARDWARE			REMARKS
	From	To							Function	Mfg.	Model	
101A	Hall 1	Exterior	2'-10" x 6'-8" x 1 3/4"	Wood	A			Clad/Paint				Reuse existing door? Confirm dimensions.
101B	Hall 1	Exterior	2'-10" x 6'-8" x 1 3/4"	Wood	I			Paint				New screen door
102	Dining	Screened Porch	2'-8" x 6'-8" x 1 3/4"	Wood	B			Clad/Paint				
103	Dining	Exterior	(PR) 6'-0" x 6'-8" x 1 3/4"	Wood	C			Clad/Paint				
104	Screened Porch	Exterior	3'-0" x 6'-8" x 1 3/4"	Wood	D			Paint				
105	Laundry	Hall 1	(PR) 2'-10" x 6'-8" x 1 3/4"	Wood	E			Paint				
106	Hall 2	Hall 1	2'-8" x 6'-8" x 1 3/4"	Wood	F			Paint				
107	Closet	Hall 2	2'-0" x 6'-8" x 1 3/4"	Wood	F			Paint				
108	Guest Room	Hall 2	2'-8" x 6'-8" x 1 3/4"	Wood	F			Paint				
109	Hall 2	Guest Bath	2'-8" x 6'-8" x 1 3/4"	Wood	F			Paint				
110	Garage	Exterior	3'-0" x 6'-8" x 1 3/4"	Wood	G			Paint				
111	Garage	Exterior	8'-0" x 7'-0"	?	H			Clad				

- Notes
- Contractor to confirm manufacturer and type with owner



- Notes
- existing wood door to be reused or new door to match
  - clad exterior, wood interior exterior door
  - clad exterior, wood interior sliding patio doors
  - screen door- custom built to match screen panels, TBD
  - bifold wood door w/louvers-TBD
  - wood two panel door to match existing interior doors
  - exterior wood door-garage match with existing side door or similar
  - wood or metal garage door TBD 5 section, flush
  - wood screen door, coordinate with existing side entry door or possible new door



ISSUED FOR PERMIT  
04/03/06

**Richard Renner Architects**  
61 Pleasant Street  
Suite 105  
Portland, Maine 04101  
207.773.9699  
207.773.9699 fax

Consultants:

**Levine Residence  
Addition and Renovation**  
84 Hersey Street  
PORTLAND, MAINE

**Door and Window Elevations  
and Schedules**  
Drawn by: NL File Name: 2005-10/A4.1  
Scale: 1/2" = 1'-0" Project No. RRA2005-10.00  
Date: 04/03/06 Revised:

**A4.1**