

CHRETIEN CONSTRUCTION INC

CARL M CHRETIEN SR
 35 BERRY RD
 SACO, ME 04072
 207-284-5843



carl-ch@chretienconstructioninc.com

Consultant
 Address
 Address
 Phone
 Fax
 e-mail

Consultant
 Address
 Address
 Phone
 Fax
 e-mail

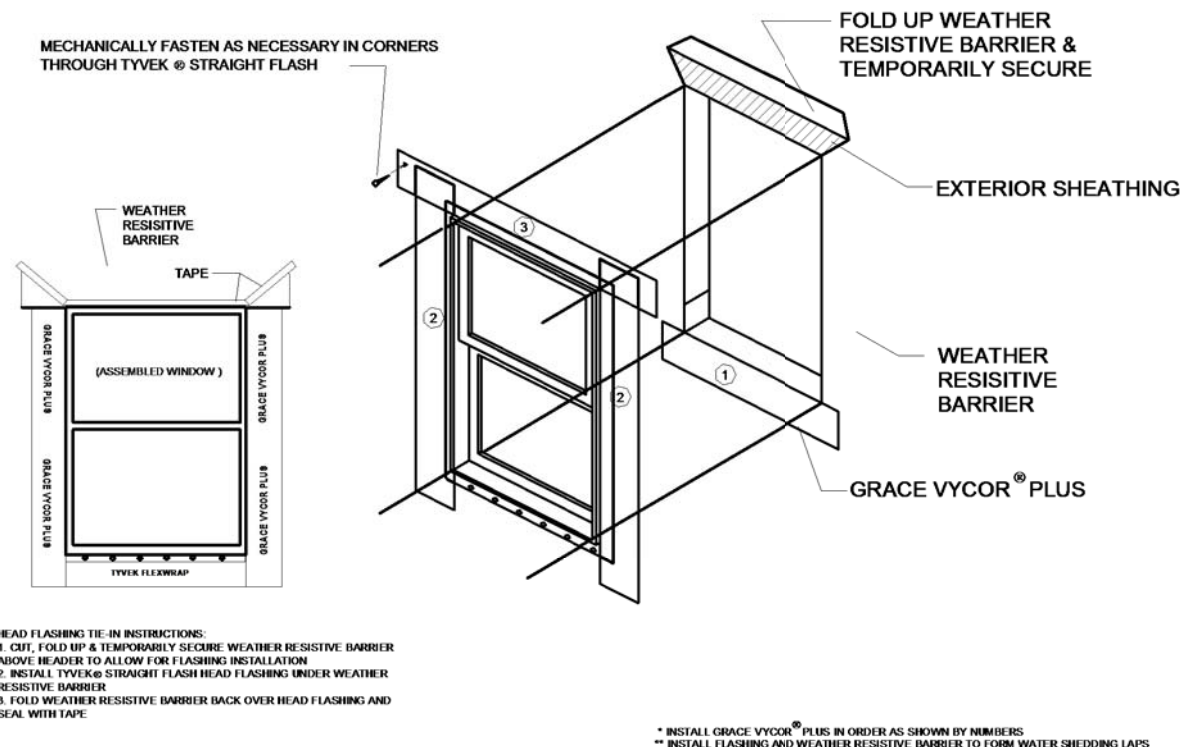
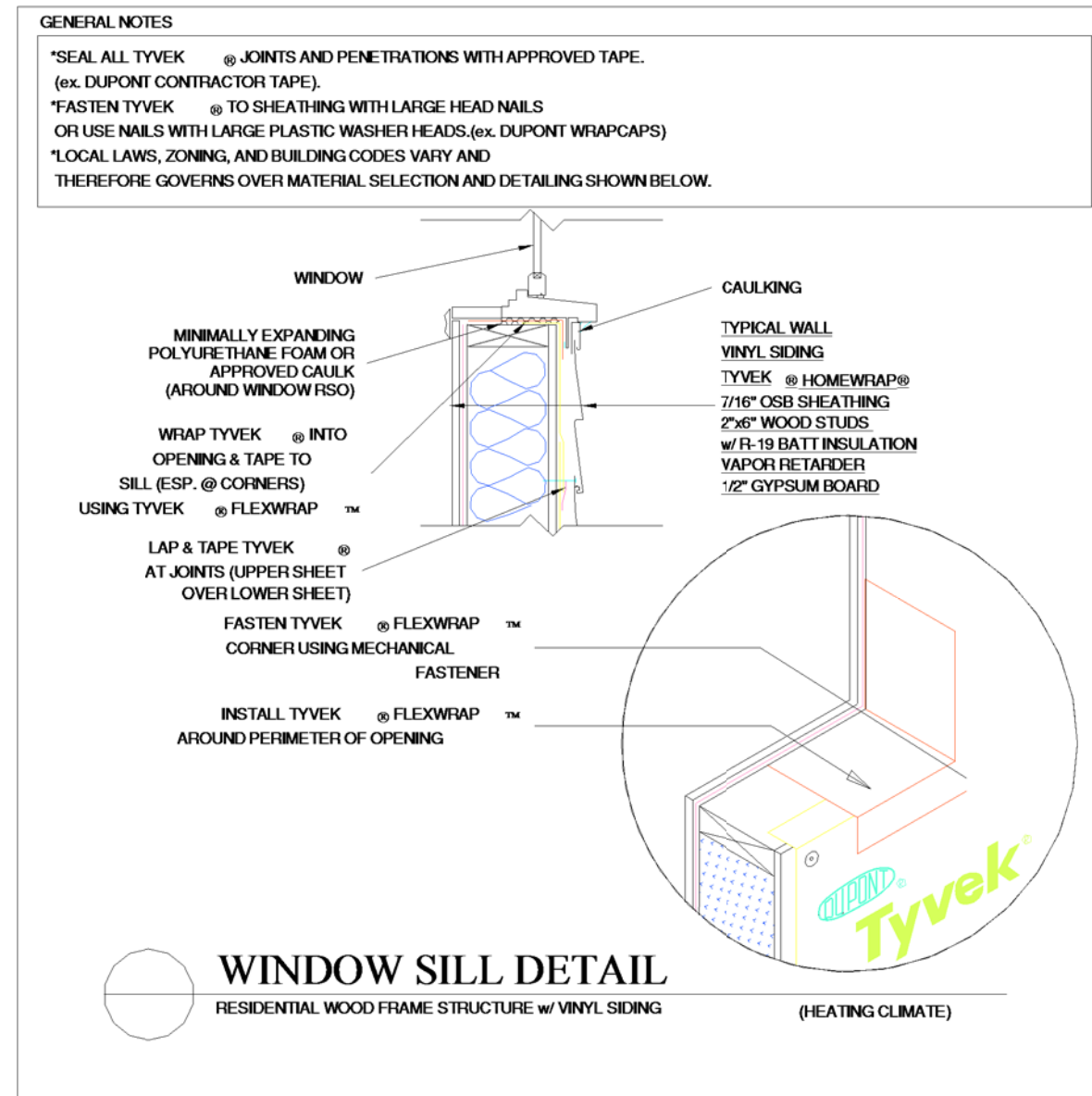
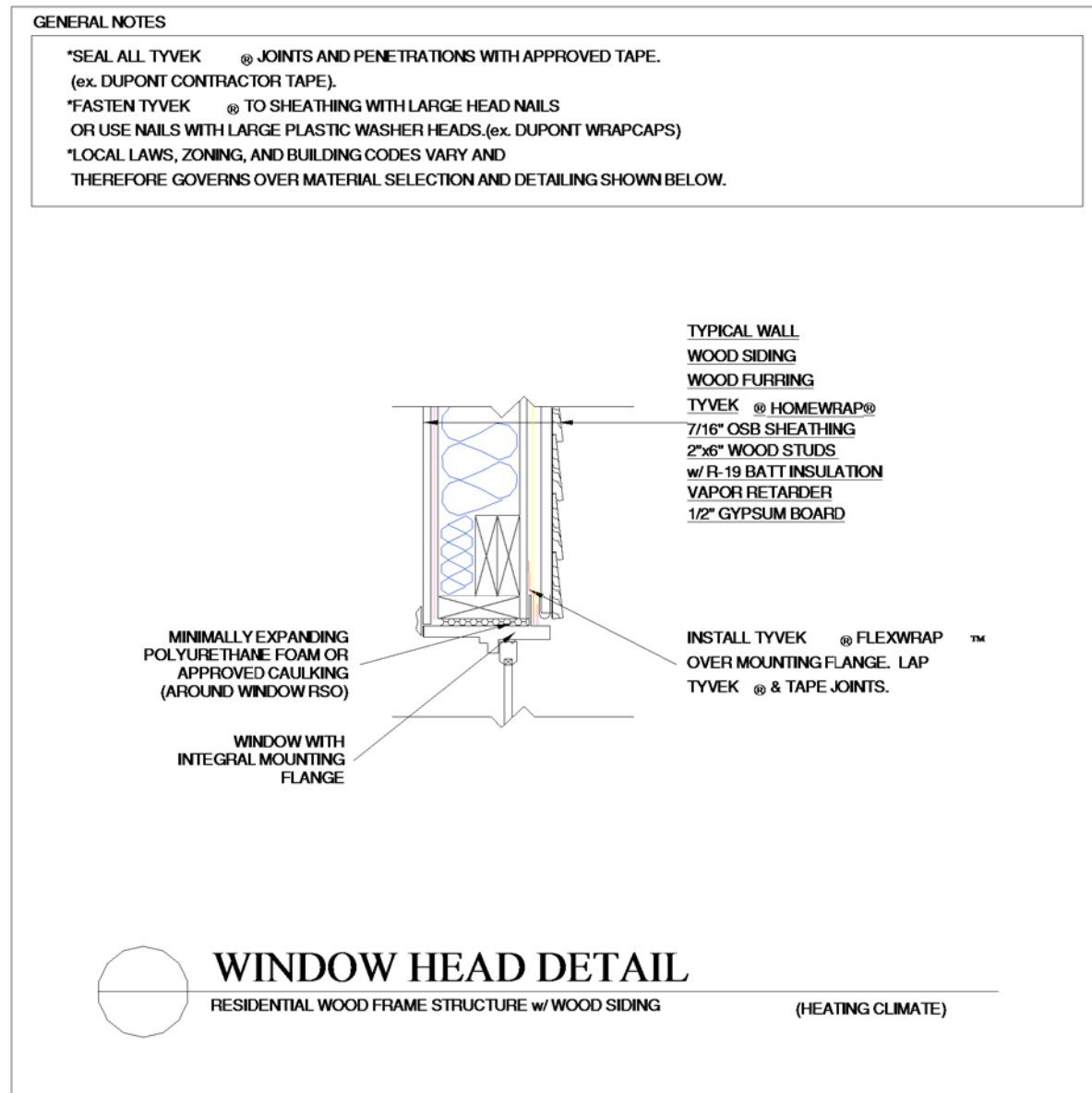
Consultant
 Address
 Address
 Phone
 Fax
 e-mail

Consultant
 Address
 Address
 Phone
 Fax
 e-mail

Door Schedule									
Door Number	Door Type	Door Size	Model	Frame Type	Fire Rating	Description	Rough Height	Rough Width	Finish Comments
100	98		Andersen Type	Frenchwood(R) Hinged Patio Door - 400 Basic Unit			6' - 10 7/8"	6' - 0"	
101	86	32" x 80"							
103	90	32" x 80"							
105	99	30" x 78"							
106	99	30" x 78"							
107	99	30" x 78"							
108	99	30" x 78"							
109	99	30" x 78"							
110	99	30" x 78"							
111	99	30" x 78"							
112	99	30" x 78"							
113	99	30" x 78"							
114	70	30" x 80"							
116	70	30" x 80"							
117	89	30" x 80"							
118	89	30" x 80"							
119	108	30" x 80"							
121	105	36" x 80"							
122	71	36" x 80"							
123	92	24" x 80"							
124	70	30" x 80"							
126	58	9' x 7'					7' - 1"	9' - 6"	

Door Schedule									
Door Number	Door Type	Door Size	Model	Frame Type	Fire Rating	Description	Rough Height	Rough Width	Finish Comments

Window Schedule											
Type Mark	Rough Opening		Type	Manufacturer	Model	Material	Detail			Glazing Type	Head Height
	Width	Height					Head	Jamb	Sill		
37	3' - 0"	4' - 0"	Double Hung with Trim								5' - 0"
40	1' - 4"	2' - 0"	Double Hung with Trim								3' - 7 5/8"
48	2' - 0"	2' - 0"	Fixed with Trim								6' - 8 3/4"
68	3' - 0"	3' - 0"	Double Hung with Trim								6' - 8"
69	3' - 0"	2' - 0"	Awning with Trim								7' - 0"
71	3' - 0"	2' - 0"	Awning with Trim								7' - 0"
72	3' - 0"	5' - 0"	Double Hung with Trim								
73	3' - 2"	3' - 10"	Double Hung with Trim								6' - 6"
74	3' - 2"	5' - 0"	Double Hung with Trim								7' - 4"
75	2' - 0"	5' - 0"	Casement with Trim								6' - 0"
76	2' - 4"	3' - 2"	Skylight								



REAR FLASHING (IF APPLICABLE)
 1. ONLY FOLD UP & TEMPORARILY SECURE WEATHER RESISTIVE BARRIER ABOVE WINDOW TO ALLOW FOR FLASHING INSTALLATION.
 2. REMOVE TYVEK FROM STRAIGHT FLASH HEAD FLASHING WINDOW FLASHING TO ALLOW FOR PROPER WEATHER RESISTIVE BARRIER FLASHING OVER FLASHING HEAD.
 3. SEAL WITH TAPE.

* INSTALL GRACE VYCOR PLUS IN OVER ALL JOINTS OF SHEATHING.
 ** INSTALL FLASHING AND WEATHER RESISTIVE BARRIER TO FORM WATER SHEDDING LAP.

1 Window Flashing
 1" = 1'-0"

SEE COVER SHEET FOR GENERAL NOTES

INFORMATION SHOWN ON THE COVER SHEET APPLIES TO ALL TRADES FOR THE WORK OF THIS PROJECT, AND INCLUDES TYPICAL NOTES AND SPECIFIC CODE REQUIREMENTS FOR THOSE TRADES.

CONTRACTOR SHALL MEASURE AND VERIFY ALL DIMENSIONS AT THE WORK.

THIS DRAWING IS A PART OF A FULL SET OF DRAWINGS COMPRISING THE CONTRACT DOCUMENTS FOR THE WORK OF THIS PROJECT. THE DESIGNER/OWNER ACCEPTS NO RESPONSIBILITY FOR THE CONTRACTORS' ERRORS OR OMISSIONS IF EACH TRADE DOES NOT HAVE THE FULL SET OF DRAWINGS AND SPECIFICATIONS.

COPYRIGHT

THE MATERIAL CONTAINED IN THESE DRAWINGS AND THE DESIGN THEY ARE INTENDED TO CONVEY ARE THE EXCLUSIVE PROPERTY OF Chretien Construction Inc. . POSSESSION AND USE HEREOF IS GRANTED ONLY CONFIDENTIALLY IN CONNECTION WITH CONSTRUCTION OF THE BUILDING DEPICTED HEREIN AS AUTHORIZED BY Chretien Construction Inc. . THE RECIPIENT AGREES TO ABIDE BY THESE RESTRICTIONS. ANY USE, REPRODUCTION OR DISCLOSURE OF ANY INFORMATION, IN WHOLE OR IN PART, CONTAINED HEREIN, WITHOUT WRITTEN PERMISSION OF Chretien Construction Inc., IS EXPRESSLY PROHIBITED.

No.	Description	Date



Diana & Jason Nelson
 Nelson Remodel
 88 Codman
 Portland ME
 Schedules

COPYRIGHT 2005:	CHRETIEN CONSTRUCTION INC
PROJECT NUMBER:	20114
DATE:	8/22/11
DRAWN BY:	CARL M CHRETIEN
CHECKED BY:	CMC

A-601	
SHEET INDEX:	12
TOTAL SHEETS:	17
SCALE:	1" = 1'-0"