GENERAL NOTES

1. STRUCTURAL DRAWINGS SHALL BE USED IN CONJUNCTION WITH ARCHITECTURAL DRAWINGS. CONSULT THESE DRAWINGS FOR LOCATIONS AND DIMENSIONS DETAILS NOT SHOWN ON STRUCTURAL DRAWINGS.

2. ALL DIMENSIONS AND CONDITIONS MUST BE VERIFIED IN THE FIELD. ANY DISCREPANCIES SHALL BE BROUGHT TO THE ATTENTION OF THE ARCHITECT BEFORE PROCEEDING WITH THE AFFECTED PART OF THE WORK.

3. BUILDING CODE:
   INTERNATIONAL BUILDING CODE, 2009 EDITION

4. DESIGN LIVE LOADS:
   PLATFORM SEATING: 125 PSF

COLD FORMED FRAMING NOTES:

1. PRODUCTS AND INSTALLATION SHALL MEET THE REQUIREMENTS OF AISI SPECIFICATION FOR THE DESIGN OF COLD FORMED STEEL STRUCTURAL MEMBERS, 2007 EDITION & 2008 SUPPLEMENT, AWS SPECIFICATION FOR WELDING SHEET STEEL IN STRUCTURES, D1.3, ASTM 653 STANDARD SPECIFICATION FOR SHEET STEEL, ZINC (GALVANIZED) OR ZINC-IRON ALLOY-COATED (GALVANIZED) BY THE HOT DIP PROCESS AND ASTM C 955 STANDARD SPECIFICATION FOR LOAD BEARING (TRANSVERSE AND AXIAL STEEL STUDS, RUNNER (TRACK) AND BRACING AND BRIDGING, FOR SCREW APPLICATION OF GYPSUM BOARD AND METAL PLASTER BASES.

2. FRAMING MATERIALS SHALL BE AS INDICATED ON THE DRAWINGS AS MANUFACTURED BY DIETRICH INDUSTRIES, INC. 500 GRANT ST., SUITE 2226, PITTSBURGH, PA. 15219, (412) 281-2805. APPROVED EQUALS WILL BE CONSIDERED.

3. ALL GALVANIZED STUDS, JOISTS, TRACK, BRIDGING AND ACCESSORIES SHALL BE FORMED FROM STEEL HAVING A G-60 COATING MEETING ASTM C 955.

4. SCREWS SHALL BE SELF DRILLING, SELF TAPPING, ZINC COATED AND NOT LESS THAN #10.

5. SCREW PENETRATION THROUGH JOINED MATERIALS SHALL NOT BE LESS THAN THREE EXPOSED SCREW THREADS.

6. TEMPORARY BRACING SHALL BE PROVIDED AND REMAIN IN PLACE UNTIL WORK IS PERMANENTLY STABILIZED.

7. TOP TRACKS SHALL BE CONTINUOUS. WHERE SPLICING OF TRACK IS NECESSARY BETWEEN STUD SPACING, A PIECE OF STUD SHALL BE PLACED BETWEEN ADJACENT TRACKS AND FASTENED BY WELDS OR SCREWS TO EACH SIDE OF THE TRACK, EACH END, U.N.O.

8. SPLICING OF FRAMING COMPONENTS, OTHER THAN TRACK, IS NOT PERMITTED.

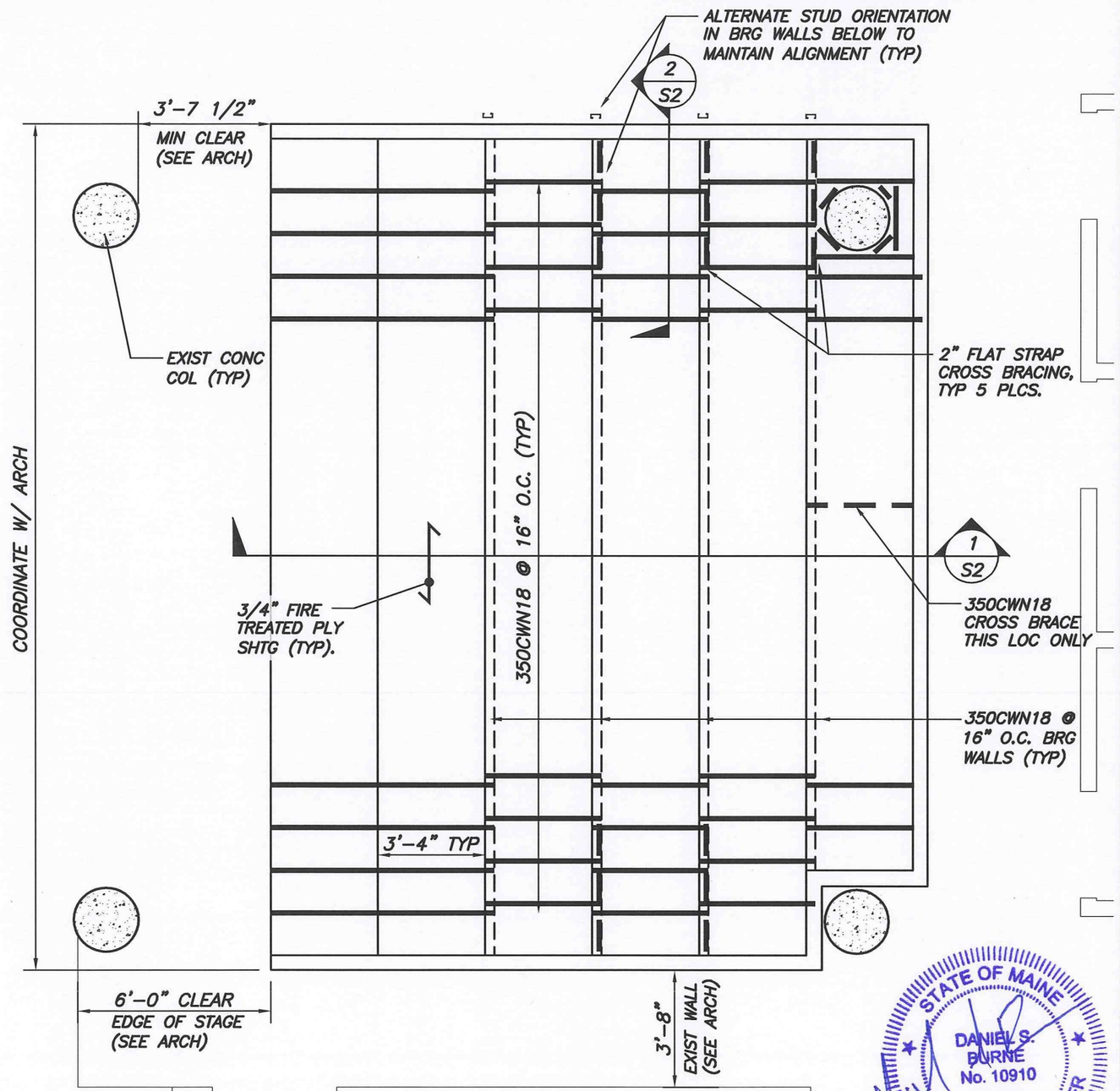

SEATING PLATFORM PLAN
1/4"=1'-0"

STATE OF MAINE
DANIEL S. BURNE
No. 10910
LICENSED
PROFESSIONAL ENGINEER

BECKER
STRUCTURAL ENGINEERS
75 York Street, Portland, Maine 04101
207.879.1838 ■ beckerstructural.com

PORTLAND BALLET PLATFORM
PORTLAND, ME

PLAN + NOTES

Designed DSB	Scale NOTED
Drawn MJH	Date 07/17/13
Checked DSB	Becker Job Number 3121

S1

RESURGAM CITY OF PORTLAND, MAINE

Reviewed for Code Compliance
Inspections Division
Approved with Conditions

Date: 07/22/13

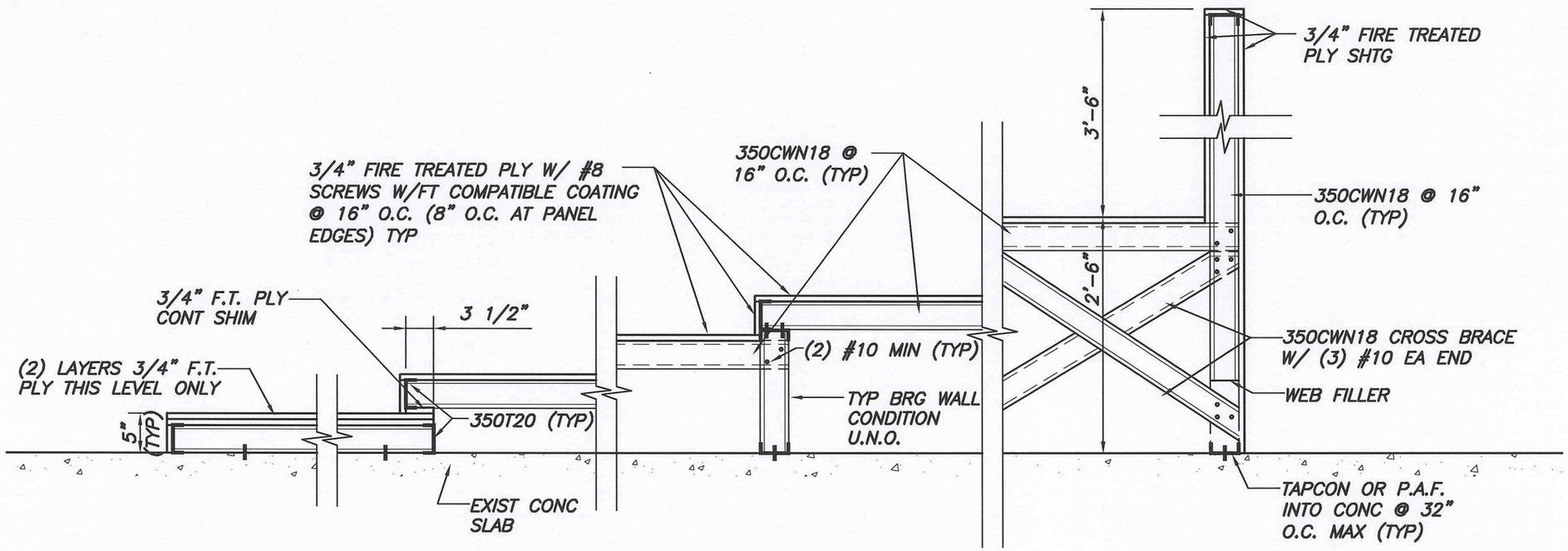

SECTION 1/S1
3/4" = 1'-0"

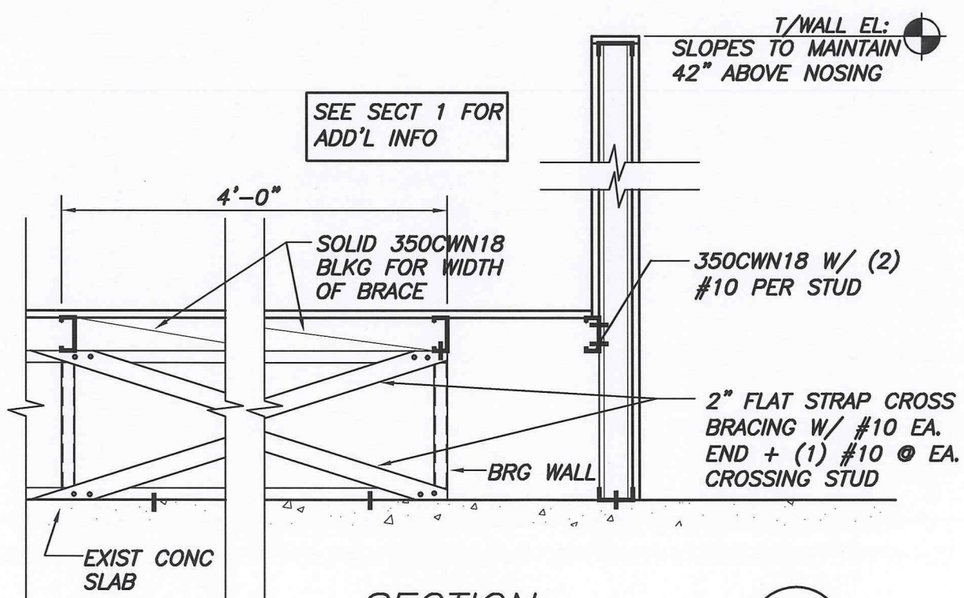

SECTION 2/S1
3/4" = 1'-0"

BECKER
STRUCTURAL ENGINEERS
75 York Street, Portland, Maine 04101
207.879.1838 ■ beckerstructural.com

PORTLAND BALLET PLATFORM
PORTLAND, ME

SECTIONS

Designed	Scale
DSB	NOTED
Drawn	Date
MJH	07/17/13
Checked	Becker Job Number
DSB	3121

S2

STATE OF MAINE
DANIEL S. BURNE
No. 10910
LICENSED
PROFESSIONAL ENGINEER

CITY OF PORTLAND, MAINE
RESURGAM

Reviewed for Code Compliance
Inspections Division
Approved with Conditions

Date: 07/22/13