

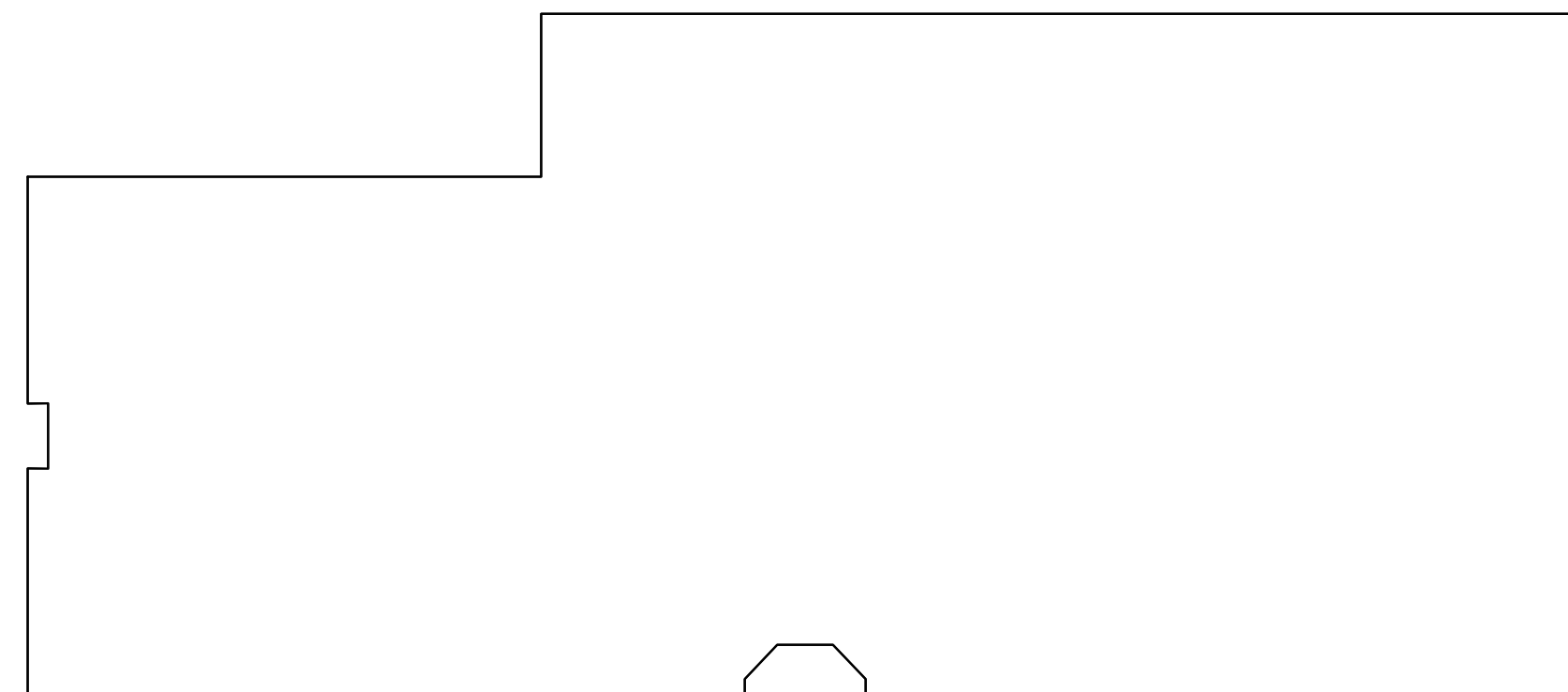
MARK MUELLER ARCHITECTS A.I.A.
 100 Commercial Street
 Suite 205
 Portland, Maine 04101
 Phone/Fax 207.774.9057
 Email: rfi@muellerarchitects.com

© COPYRIGHT 2014
 MARK MUELLER ARCHITECTS

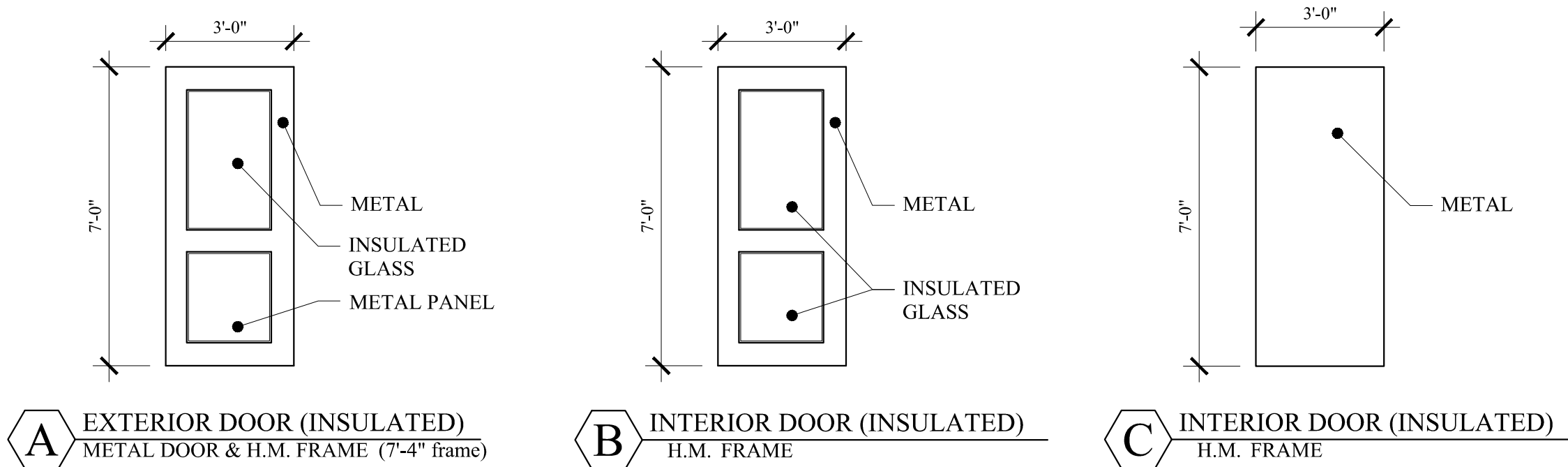
INTERIOR RENOVATIONS FOR:
ALTA VISTA LLC
 495 FOREST STREET
 PORTLAND, MAINE

SECOND FLOOR PLAN
 DATE: _____
 PROJECT: ALTA VISTA
 DRAWN BY: M.M.
 CHECK BY: M.M.

A-1.2



roof plan
 NO SCALE



- DOOR SCHEDULE:**
 DOOR 1: TYPE A, CLOSER
 DOOR 2: TYPE C
 DOOR 3: TYPE C, CLOSER
 DOOR 4: WOOD BARN DOOR ON OVERHEAD RAIL, 7' X 7' high
 DOOR 5: TYPE C, 1 HOUR FIRE RATED, CLOSER
 DOOR 6: TYPE B
 DOOR 7: TYPE C, CLOSER, FLUSH WOOD OPTION
 DOOR 8: TYPE C, CLOSER, FLUSH WOOD OPTION
 DOOR 9: 8' X 12' high OHD, METAL INSULATED W/ ELECTRIC OPENER, VISION PANELS
 DOOR 10: 10' X 12' high OHD, METAL INSULATED W/ ELECTRIC OPENER, VISION PANELS
 DOOR 11: TYPE B, CLOSER
 DOOR 12: TYPE B, CLOSER
 DOOR 13: TYPE B, CLOSER
 DOOR 14: TYPE B, CLOSER
 DOOR 15: TYPE B, CLOSER
 DOOR 16: TYPE C, CLOSER
- DOOR NOTES:**
 1. ALL DOORS SHALL BE 36" W/ ADA COMPLIANT LEVER HANDLE HARDWARE
 2. PROVIDE KEYING PER REQUIREMENTS THE BUILDING OWNER
 3. COORDINATE DOOR HARDWARE W/ BUILDING SECURITY SYSTEM

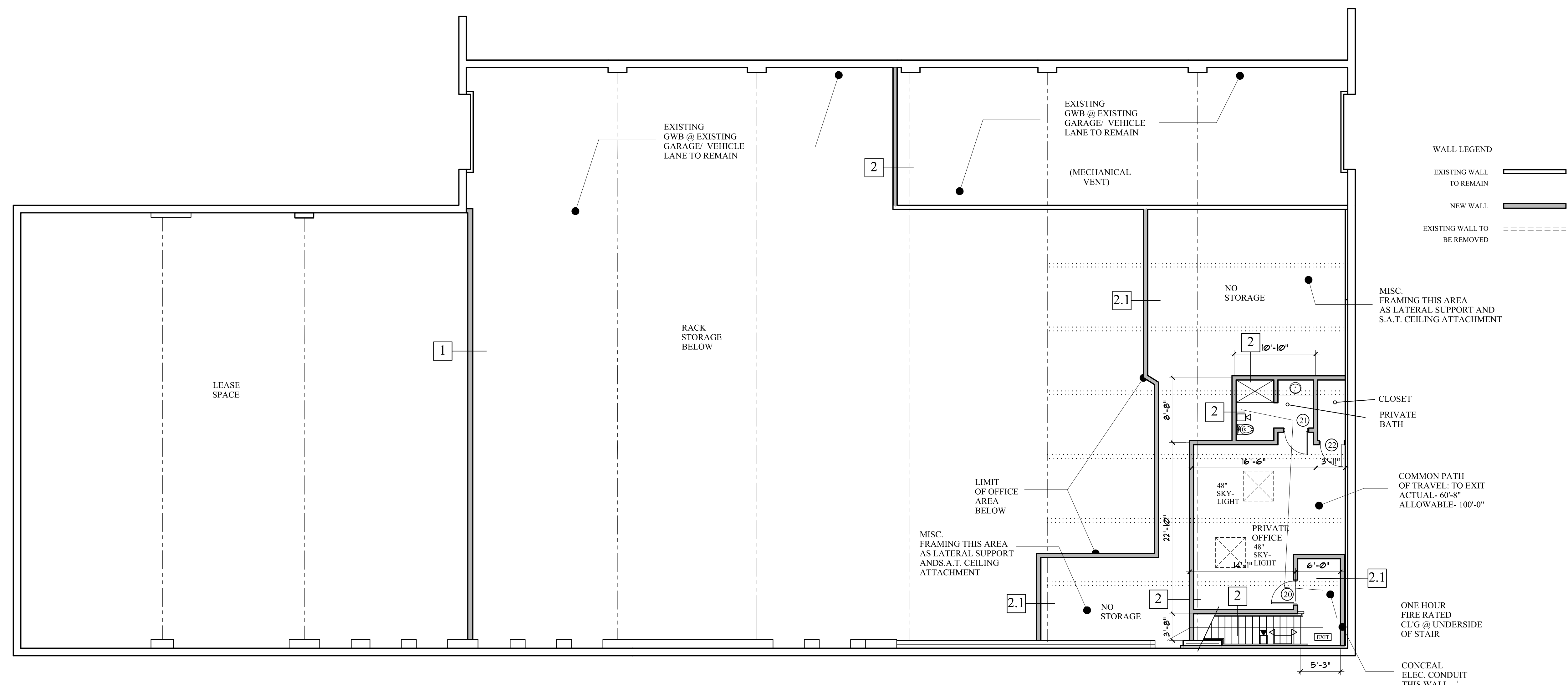
SCOPE OF WORK:
 AT THE ROOF SHALL INCLUDE ADDING A NEW LAYER OF RIGID INSULATION OVER THE TOP OF THE EXISTING TO MEET AN R-35. PROVIDE RECOVERY BOARD AS DETERMINED BY FIELD CONDITIONS.

NEW ROOFING SHALL INCLUDE A .060 GAUGE FULLY ADHERED EPDM MEMBRANE. WARRANTY TO BE DETERMINED BY THE OWNER.

THE EXISTING ROOF STRUCTURE IS SLOPED TO DRAIN. PROVIDE TAPERS AS NEW WORK REQUIRES.

THIS DRAWING IS SCHEMATIC ONLY AND IS NOT INTENDED TO SHOW THE EXISTING ROOF EQUIPMENT AND DRAINAGE PATH.

DOOR 20: TYPE C, FLUSH WOOD OPTION
 DOOR 21: TYPE C, FLUSH WOOD OPTION
 DOOR 22: TYPE C, FLUSH WOOD OPTION



MEZZANINE PLAN
 SCALE: 1/8"=1'-0"

**BUILDING PERMIT/
 FIRE MARSHAL SET : MARCH 16, 2017**