DOOR SCHEDULE

MARK	LOCATION	UNIT SIZE	TYPE	HARDWARE FUNCTION	NOTES/REMARKS
101	RETAIL TO EXTERIOR	6'-0" x 7'-0"	A	4	THERMALLY BROKEN ALUMINUM STOREFRONT FRAME SYSTEM WITH TRANSOM ABOVE TYP. WITH CLEAR ANODIZED FINISH AND LOW-E
102	OFFICE TO EXTERIOR	3'-0" x 7'-0"	A	4	THERMALLY BROKEN ALUMINUM STOREFRONT FRAME SYSTEM WITH TRANSOM ABOVE TYP. WITH CLEAR ANODIZED FINISH AND LOW-E
103	RETAIL TO STORAGE	3'-0" x 7'-0"	D	2	
104	RETAIL TO BATHROOM	3'-0" x 7'-0"	D	2	
105	RETAIL TO EXIT	3'-0" x 7'-0"	C	3	1 HR. RATED EGRESS DOOR W/ RATED VISION PANEL
106	STAIR TO MECHANICAL	3'-0" x 7'-0"	D	5	1 HR. RATED MECH. DOOR
107	STAIR TO EXTERIOR	3'-0" x 7'-0"	A	4	THERMALLY BROKEN ALUMINUM STOREFRONT FRAME SYSTEM WITH TRANSOM ABOVE TYP. WITH CLEAR ANODIZED FINISH AND LOW-E
201	OFFICE SPACE TO STAIR	3'-0" x 7'-0"	C	3	
202	OFFICE TO BATHROOM	3'-0" x 7'-0"	D	2	
203	OFFICE TO BATHROOM	3'-0" x 7'-0"	D	2	
204	RETAIL TO EXIT	3'-0" x 7'-0"	C	3	1 HR. RATED EGRESS DOOR W/ RATED VISION PANEL
205	STAIR TO UTILITY	3'-0" x 7'-0"	D	5	1 HR. RATED DOOR
				4	

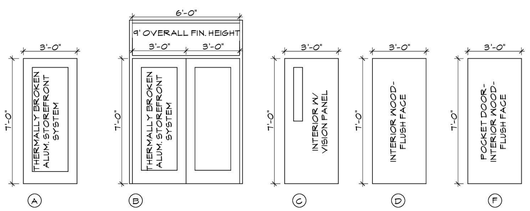

HARDWARE SET 1 - LEVER HANDLED PASSAGE SET , THREE HINGES, NO LOCK

HARDWARE SET 2 - LEVER HANDLED PASSAGE SET , THREE HINGES, PRIVACY LOCK

HARDWARE SET 3 - LEVER HANDLED EGRESS SET , THREE HINGES

HARDWARE SET 4 - PULL AT OUTSIDE AND EGRESS CRASH BAR SETUP INSIDE - CONCEALED ROD TYPE

HARDWARE SET 5 - KEYED UTILITY LOCK, ALWAYS OPERABLE FROM INSIDE

BRUSHED STEEL FINISH TYPICAL

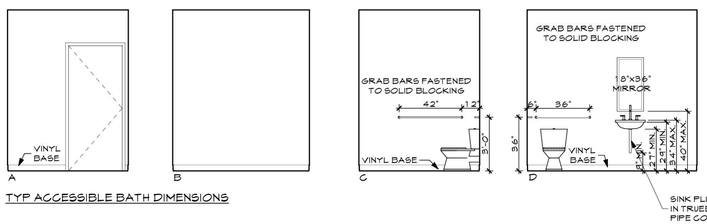

TYP ACCESSIBLE BATH DIMENSIONS

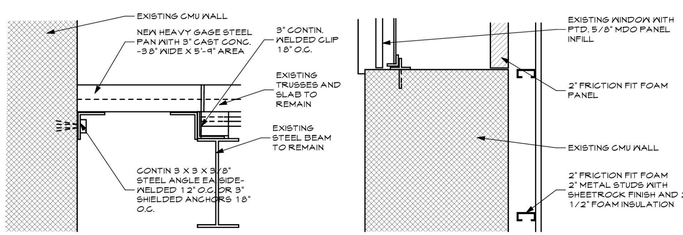

STAIRWELL INFILL DETAIL

TYPICAL WINDOW INFILL DETAIL



EXISTING SINGLE STORY BUILDING

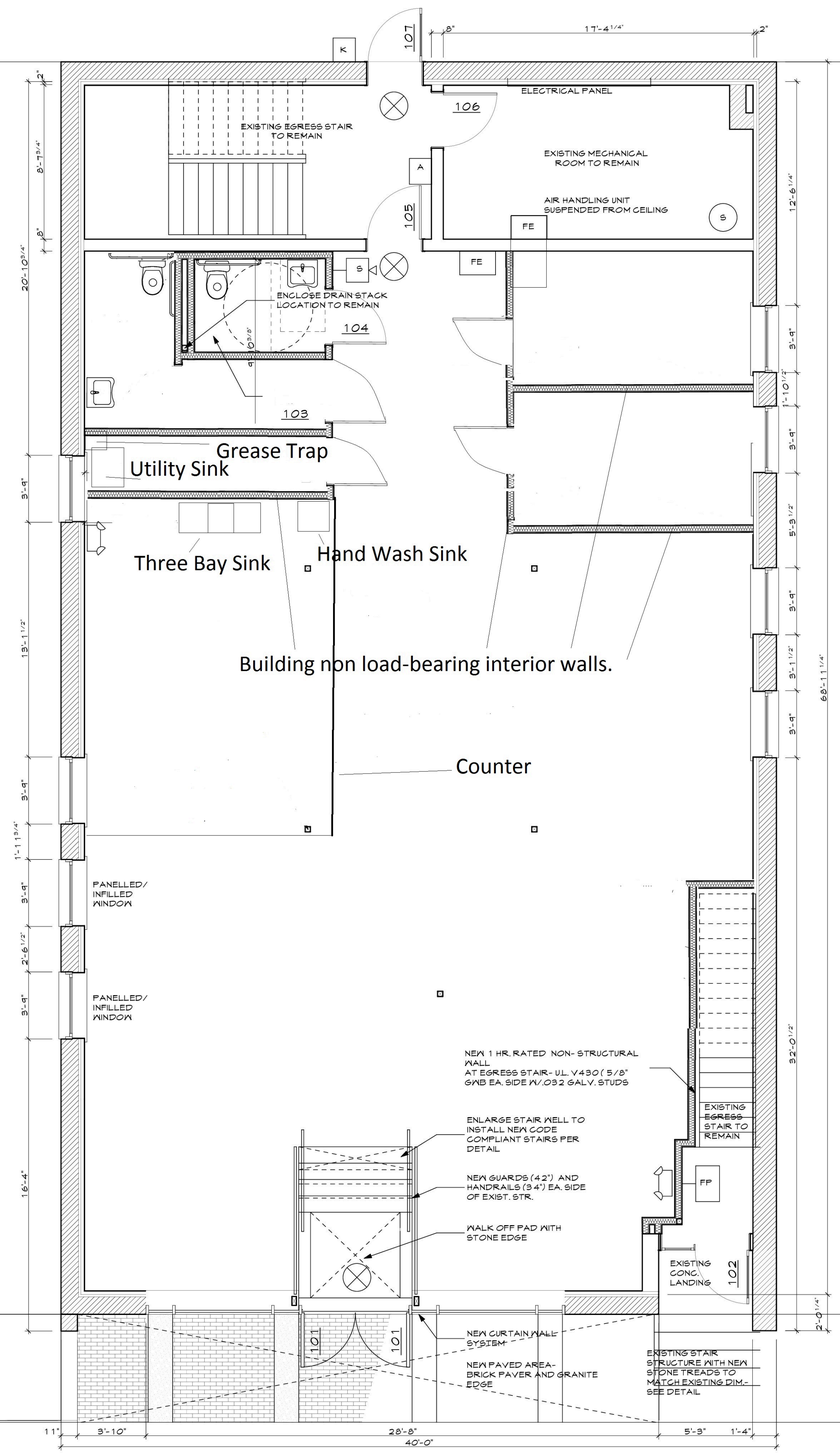

1 / A1.1 FIRST FLOOR PLAN
SCALE: 1/4" = 1'-0"

EXISTING 2 STORY BUILDING

LIFE SAFETY SYMBOLS

- EXIT SIGN
- FP — PULL STATION
- FE — FIRE EXTINGUISHER
- H — HORN/STROBE
- S — STROBE
- EMERGENCY LIGHTING
- K — KEYBOX
- A — ANNUNCIATOR PANEL
- SMOKE DETECTOR

561 FOREST AVENUE

561 FOREST AVENUE — PORTLAND, MAINE

WHIPPLE — CALLENDER ARCHITECTS

136 PLEASANT AVE.
PORTLAND, ME 04103
P 207.775.2696
F 207.775.3631
www.whipplecallender.com

MARK	DATE	DESCRIPTION

DATE: 7.17.12
CHECKED BY: JAD
DRAWN BY: JAD
JOB: 12 561
SHEET TITLE: FIRST FLOOR PLAN
1/4" = 1'-0"

A1.1

THIS DRAWING IS AN INSTRUMENT OF SERVICE AND SHALL REMAIN THE PROPERTY OF WHIPPLE CALLENDER ARCHITECTS. IT SHALL NOT BE USED FOR ANY OTHER PURPOSE THAT FOR WHICH IT IS SPECIFICALLY FURNISHED