

STANDARD ACCESSIBLE DIMENSIONING

A U.S. DEPARTMENT OF TRANSPORTATION R7-8 (RESERVED PARKING) AND SUPPLEMENTAL SIGNS AS NOTED ABOVE MUST BE MOUNTED ON A PERMANENT POST NO LOWER THAN FOUR FEET FROM THE PAVEMENT. THE POST MUST BE MOUNTED IN THE CENTER OF THE 8 FOOT WIDE ACCESSIBLE PARKING SPACE, NO MORE THAN 5 FEET FROM THE FRONT OF THE PARKING SPACE. SEE ILLUSTRATION ABOVE.

NOTES:

EACH ACCESSIBLE PARKING SPACE IS TO BE A MINIMUM OF 8 FEET WIDE AND HAVE A 96" MINIMUM ACCESS AISLE FOR VANS OR 60" ACCESS AISLE FOR CARS ADJACENT TO THE SPACE. THE ACCESS AISLE MAY BE ON EITHER THE DRIVER'S SIDE OR THE PASSENGER'S SIDE OF THE ACCESSIBLE SPACE. THIS APPLIES TO 45, 60, AND 90 PARKING.

ACCESSIBLE PARKING SPACES ARE TO BE LOCATED AS CLOSE TO THE STORE ENTRANCE AS POSSIBLE AND SHALL BE IDENTIFIED WITH A SIGN.

ACCESSIBLE PARKING SPACES AND ACCESS AISLES SHALL BE LEVEL WITH A SLOPE OF 1:128 (2% MAXIMUM) (EXAMPLE: 1.92 INCHES MAX. VERTICAL IN 8 FEET HORIZONTAL) OR 1:50 IN ALL DIRECTIONS. THIS INCLUDES BOTH "RUNNING SLOPES" AND "CROSS SLOPES."

EACH PARKING SPACE ACCESS AISLE MUST CONNECT TO A COMMON LEVEL WITH AN ACCESSIBLE ROUTE, I.E. EACH ACCESS AISLE NEXT TO A PARKING SPACE MUST HAVE A CURB RAMP AT THE WALGREENS STOREFRONT SIDEWALK OR BLEND TO A LEVEL WALKWAY LEADING TO THE WALGREENS ENTRANCE.

ACCESSIBLE PARKING ACCESS AISLES SHALL BE PART OF AN ACCESSIBLE ROUTE TO THE STORE ENTRANCE.

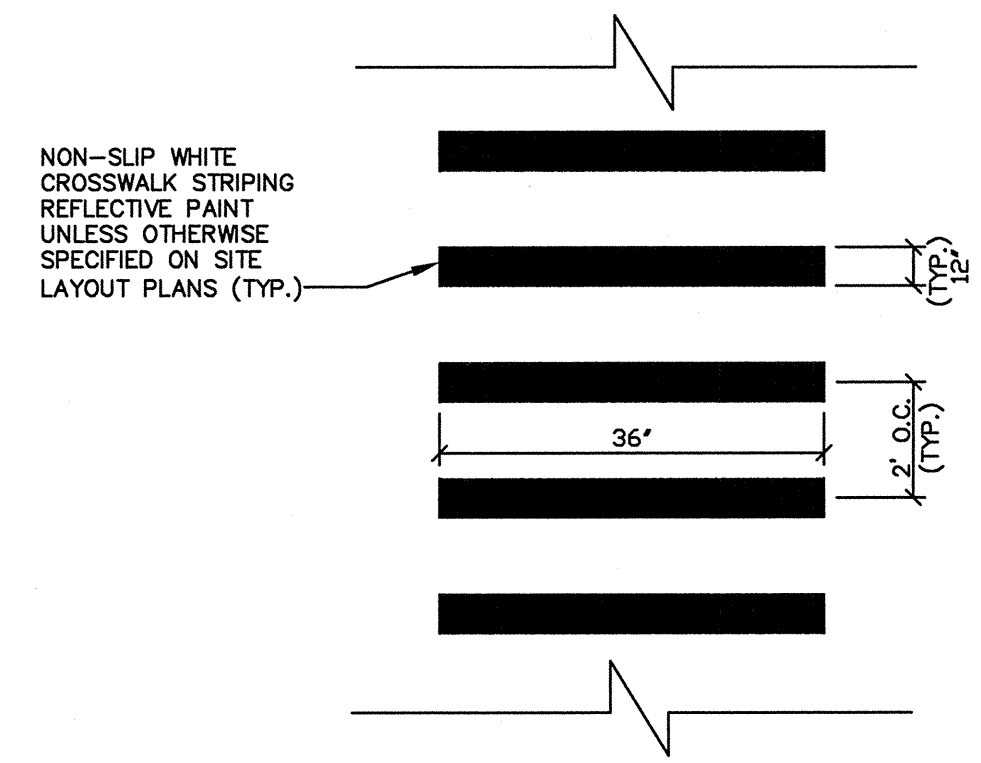
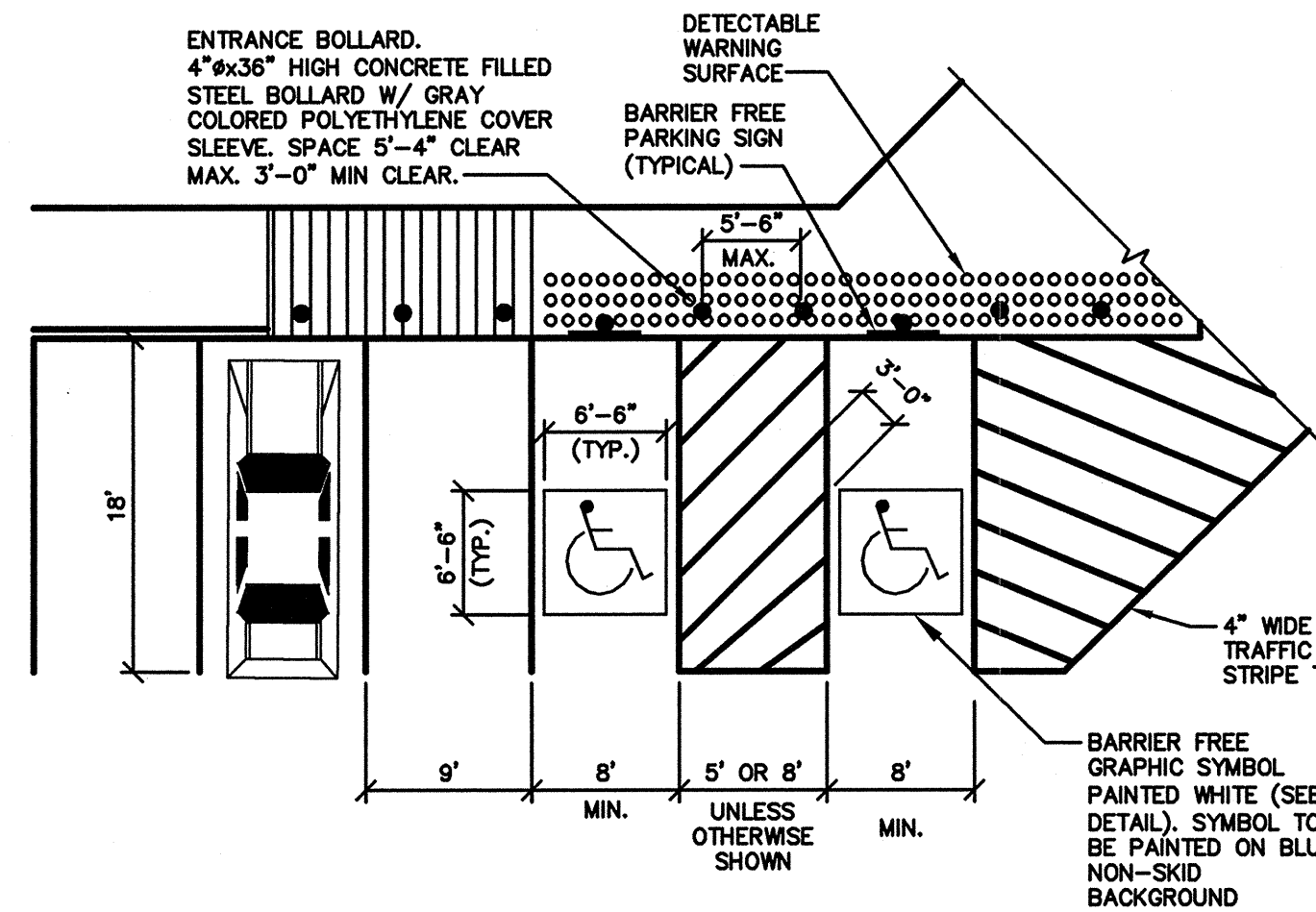
THE ACCESS AISLE SHALL BE DESIGNATED WITH HIGH QUALITY YELLOW DIAGONAL SURFACE PAINT STRIPING.

RAMPS MUST NOT EXTEND OUT FROM THE CURB INTO THE ACCESS AISLE OF ANY ACCESS PARKING SPACE.

ADA ALLOWS TWO PARKING SPACES TO SHARE AN ACCESS AISLE.

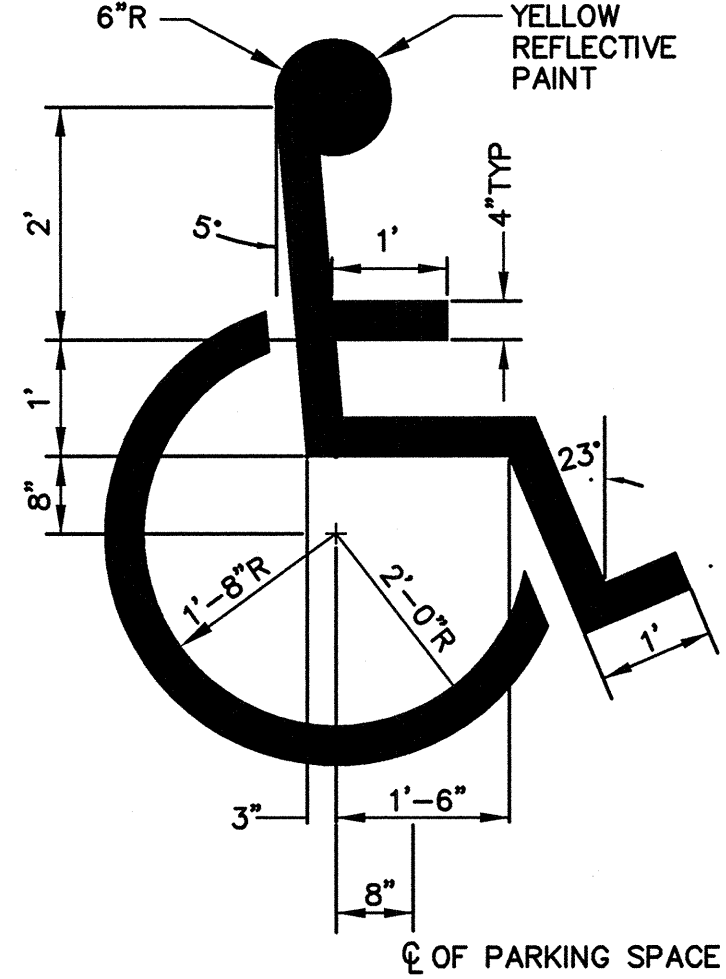
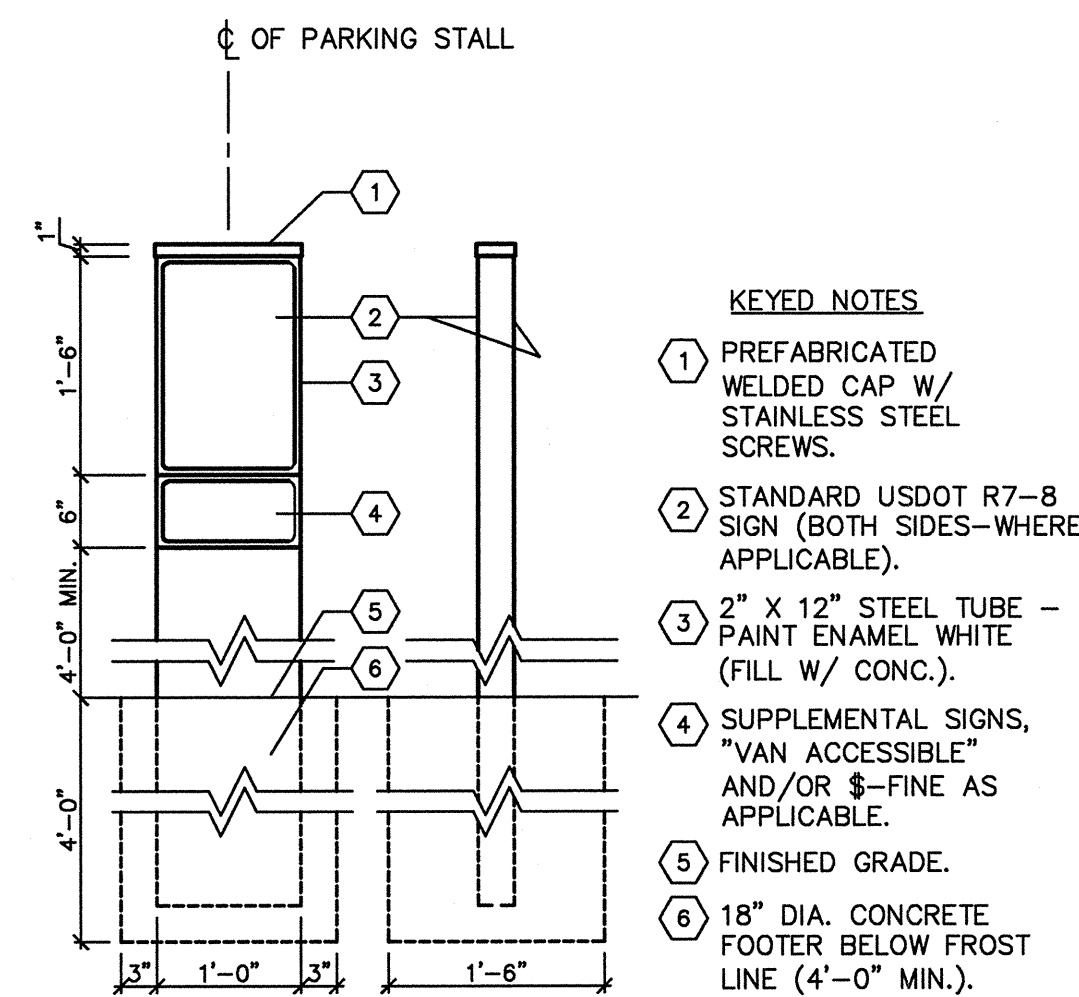
CURB RAMPS AND OTHER RAMPS

NOT TO SCALE



TYPICAL PARKING SPACE DIMENSIONS

NOT TO SCALE



Walgreens

The Pharmacy America Trusts • Since 1901™

CONSULTANT PROJECT NO. 1348

PROJECT TYPE

DRAWINGS/SPECIFICATIONS BY:

☐ WALGREENS'

☒ LANDLORD'S CONSULTANT

ALL CONSTRUCTION WORK, UNLESS NOTED OTHERWISE, BY:

☐ WALGREENS' CONTRACTOR

☒ LANDLORD'S CONTRACTOR (TURNKEY CONSTRUCTION)

STORE

BUILDING

NEW ☒

REMODELING ☐

RELOCATION ☐

OTHERS ☐

NEW ☐

EXISTING ☒


NEW SHELL ONLY ☐

NO.	DATE	BY	DESCRIPTION	CONST
A	12/11/08	MPM	ISSUED FOR CONSTRUCTION	
2	04/16/08	MPM	RESPONSE TO CITY COMMENTS	
1	03/21/08	MPM	RESPONSE TO COMMENTS	

REVISIONS

CERTIFICATION AND SEAL

I HEREBY CERTIFY THAT THIS PLAN AND SPECIFICATION WAS PREPARED BY ME OR UNDER MY DIRECT SUPERVISION AND THAT I AM A DULY REGISTERED ARCHITECT OR ENGINEER UNDER THE LAWS OF THE STATE OF MAINE AS SIGNIFIED BY MY HAND AND SEAL.



STORE NUMBER 12325

PROJECT NAME

WALGREENS - STORE #12325

(SWC) FOREST & REVERE

PORTLAND, MAINE

DRAWING TITLE

SITE DETAILS - 2

CADD PLOT:	SCALE:	DRAWING NO. _____
VOID PLOT:	DRAWN BY: JBC	
SUPERSEDES PLAN DATED:	DATE: 12/07	
	REVIEWED BY: MPM	

C4.2

OF __ DWGS.

THE RICHMOND COMPANY, INC.

Gp Gorrill-Palmer Consulting Engineers, Inc.

PO Box 1237 Transportation and Civil Engineering Services 207-657-6910
15 Shaker Road FAX: 207-657-6912
Gray, ME 04039 E-Mail: mailbox@gorrillpalmer.com