

Map 124  
CCJ J  
ST 9

64'

LOT SIZE 64' X 170'

57 REVERE STREET  
PORTLAND

HOME OCCUPATION Application


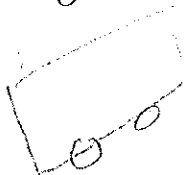
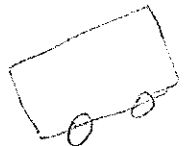
9/18/09

page 1

TOTAL LIVING AREA = 1042 SQ FT  
OFFICE = 177 SQ FT

= 17%

PARKING FOR up to 6 vehicles



Property Line

170'

SIDEWALK

LANDSCAPING

21x6 PORCH

FRONT ENTR.

PROPOSED OFFICE 12 x 13.5

8'x10'

BATH 7'x6'

LIVING ROOM 11'x13.5

BEDROOM 10'x18'

SIDE PORCH 8'x22'

DINING ROOM 13'x14'

SIDE ENTR.

Bedroom 8'x16'

KITCHEN 10'x20'

Back Entrance

PORCH 8

10

GATE FENCE

GARAGE 16' x 25'

YARD