

**NOT FOR  
CONSTRUCTION**

**138 BEACON STREET  
LINK AND PORCH ADDITION  
PORTLAND, MAINE**

Title:

ROOF PLAN

Project No: 2002610

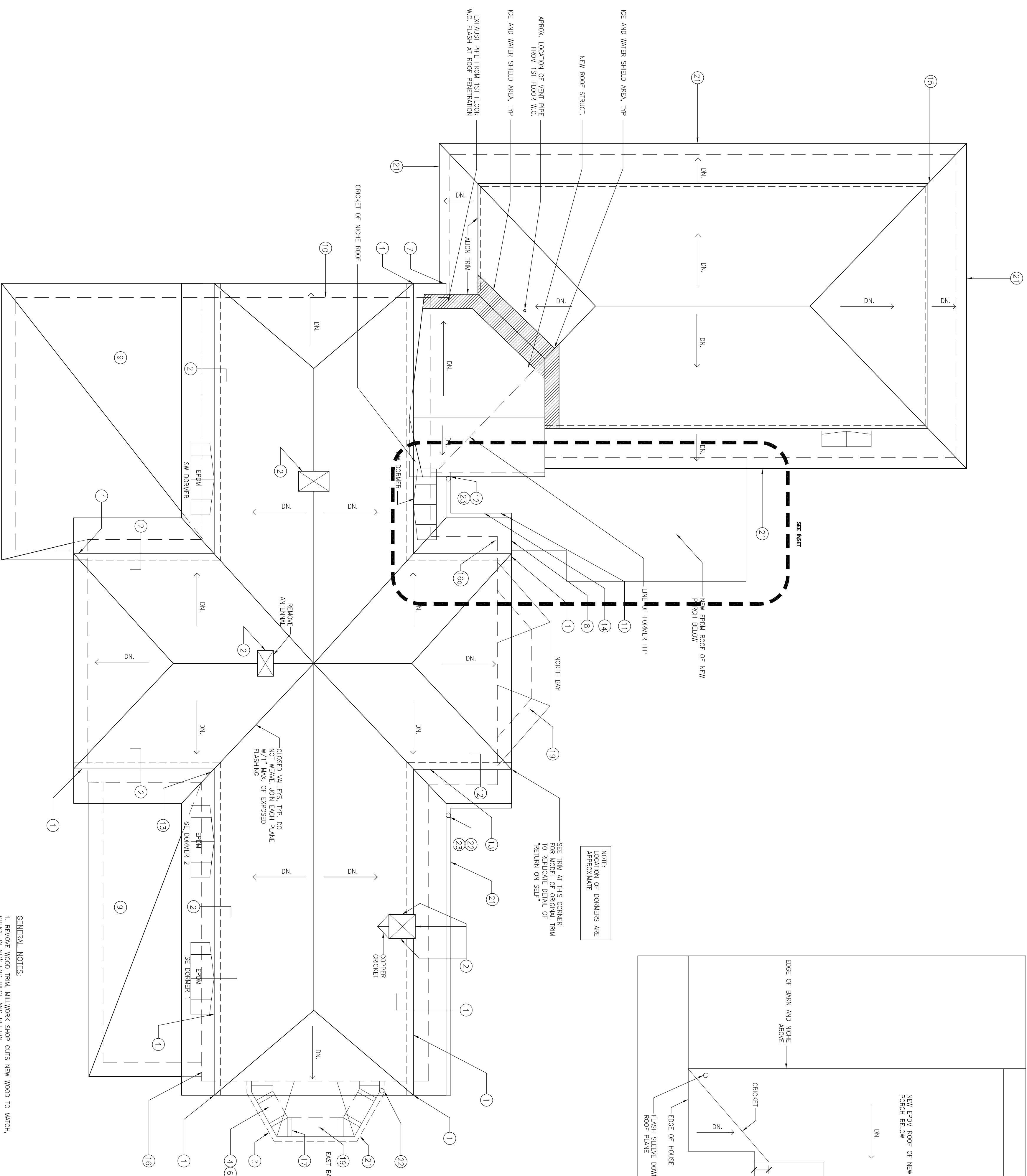
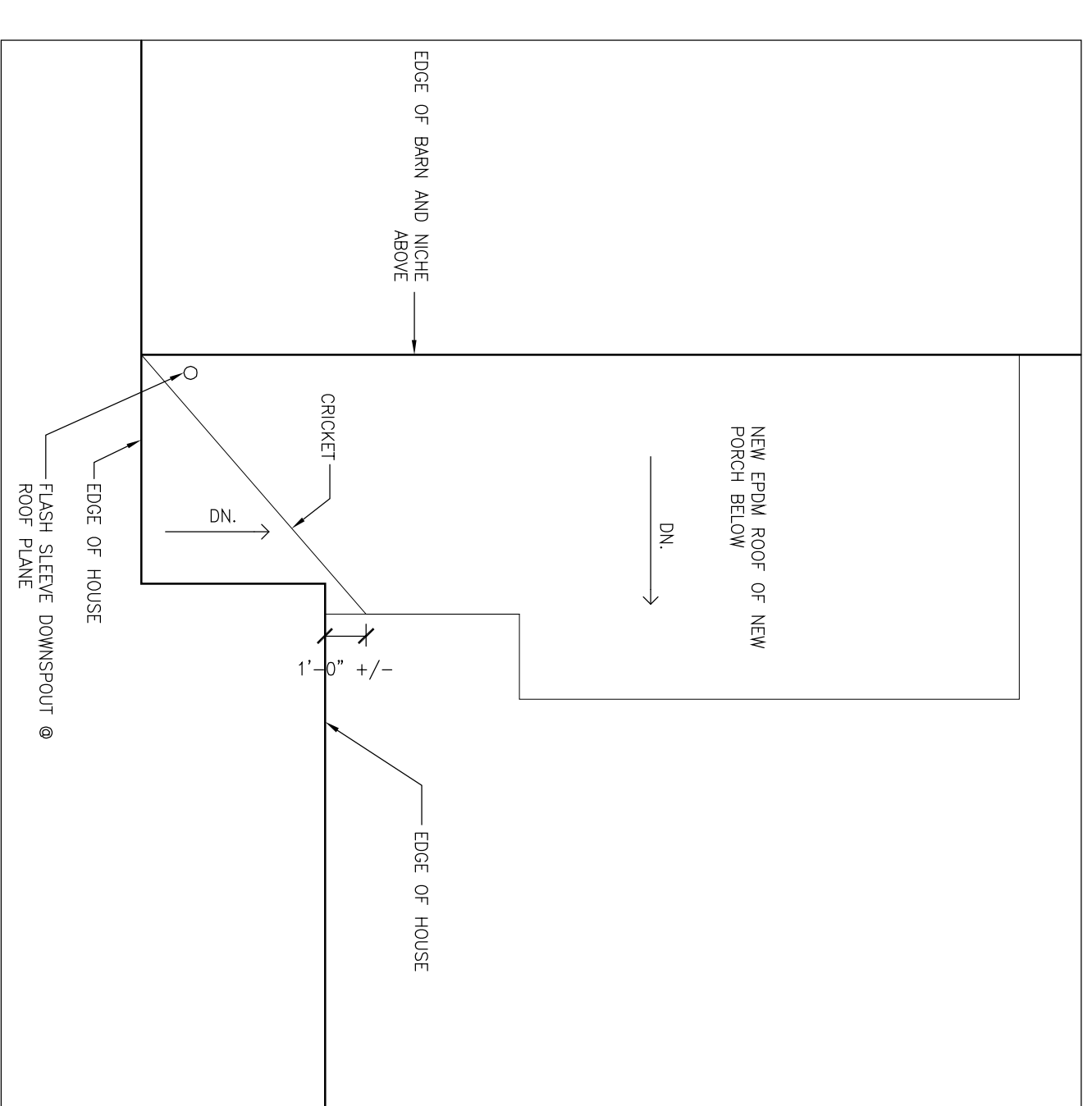
Date: 1 AUGUST 2006

Revisions:

Issued for: BUILDING PERMIT

Drawing No:

**A1.2**

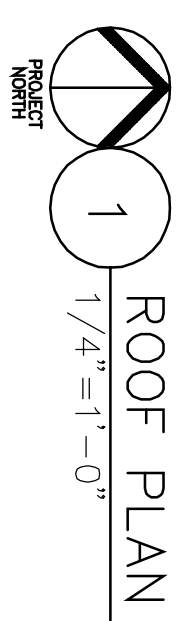


NOTE:  
LOCATION OF DOWNSPOUTS ARE APPROXIMATE

SEE TRIM AT THIS CORNER FOR MODEL OF ORIGINAL TRIM TO REPLICATE DETAIL OF RETURN ON STEP

CLOSED VALLEY, TRIM DO NOT REMOVE FLASHING W/1" MAX. OF EXPOSED FLASHING

KEY:  
- - - - - OUTSIDE OF WALL BELOW  
- - - - - LINE OF UPPER AND LOWER ROOF MEETING POINT BELOW



ROOF PLAN

- GENERAL NOTES:
1. REMOVE WOOD TRIM, MILLWORK SHOP CUTS NEW WOOD TO MATCH.
  2. SPURCE IN NEW END PIECE AND RETURN
  3. NEW LEAD FLASHING ALL SIDES
  4. REMOVE PLYWOOD SOFFIT
  5. NOT USED
  6. NEW 8" WOOD TRIM SOFFIT PAINTED
  7. NEW 8" WOOD TRIM PAINTED
  8. PAINT CORNER RAKE ENDS
  9. PROTECT NEW EPDM ROOFS, LEAD COATED COPPER CAP
  10. NEW COPPER DOWNSPOUT, ROUND PROFILE, SMOOTH, SIZE T80
  11. NEW COPPER DOWNSPOUT, SIZE AND PROFILE T80
  12. REMOVE AND REBUILD EAVE AND SOFFIT AS REQUIRED
  13. REMOVE AND REBUILD EAVE AND SOFFIT AS REQUIRED
  14. REMOVE AND REBUILD EAVE AND SOFFIT AS REQUIRED
  15. PATCH HOLE IN TRIM
  16. MODEL FOR CORNER BOARD AT TRIM POSITION
  17. REMOVE AND REBUILD EAVE AND SOFFIT AS REQUIRED
  18. EXISTING VINYL GUTTER AND DOWNSPOUTS AT BARN, REMOVE, SALVAGE, AND RE-INSTALL OWNER TO CLEAN.
  19. GALVANIZED GUTTER, ROUND STYLE, SIZE T80
  20. PAINTING: ALL TRIM WORK, FASCIA, SOFFITS
  21. GALVANIZED GUTTER, ROUND STYLE, SIZE T80
  22. GALVANIZED GUTTER, ROUND STYLE, SIZE T80
  23. FEED INTO EXISTING LEADER