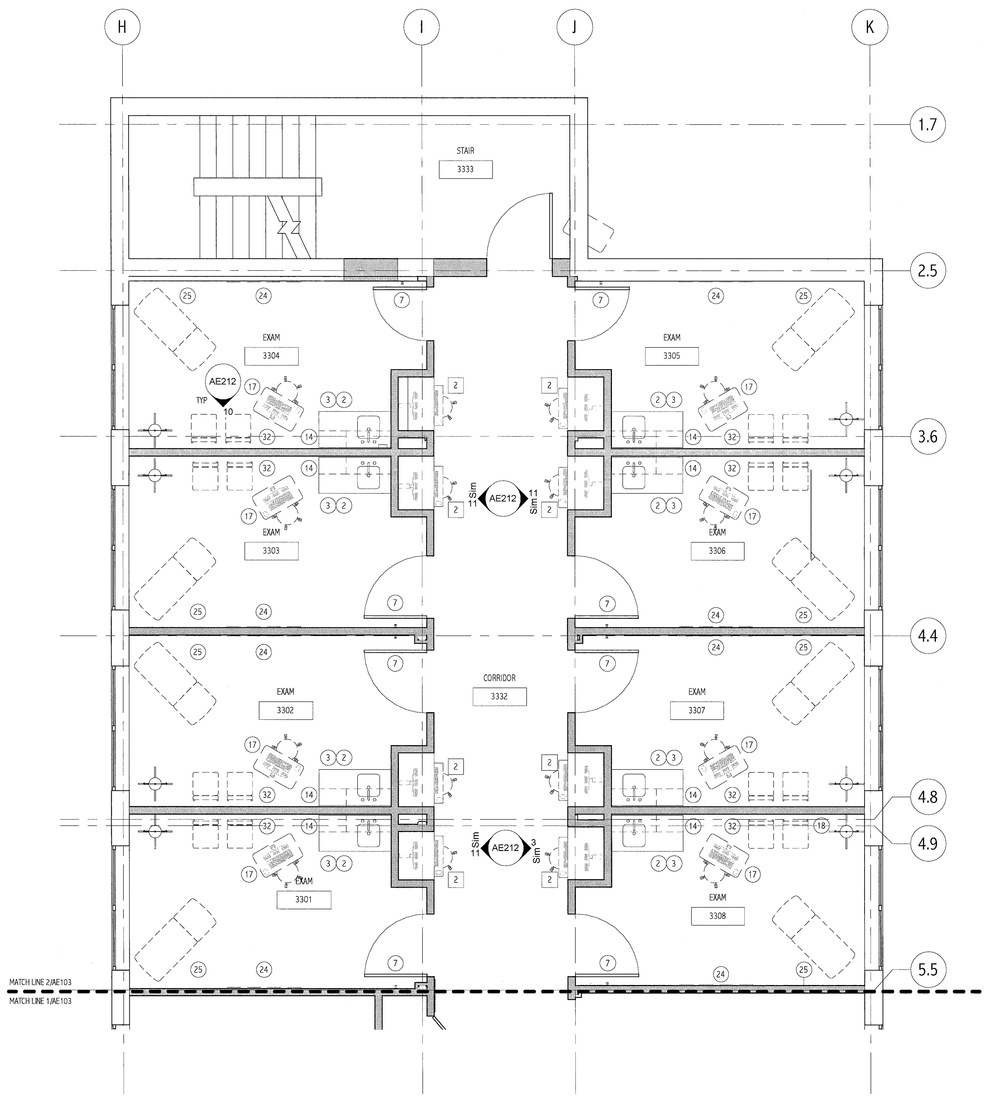

2 THIRD FLOOR PLAN- AREA D
1/4" = 1'-0"

EQUIPMENT AND ACCESSORIES SCHEDULE

TAG	DESCRIPTION	PROVIDE	TAG	DESCRIPTION	PROVIDE	TAG	DESCRIPTION	PROVIDE	TAG	DESCRIPTION	PROVIDE
1	MIRROR, 18" x 30"	C/C	11	BULLETIN BOARD 3'X5'	O/V	21	BRACKETS & STANDARDS	C/C	31	CORNER GUARD 135 DEGREE (CG-2)	C/C
2	SOAP DISPENSER	O/C	12	FULL-HEIGHT MIRROR	C/C	22	FLAT SCREEN TV	O/C	32	WALL BUMPER RAIL, WBR-1 (CHAIR RAIL), SEE ELEVATIONS	C/C
3	PAPER TOWEL DISPENSER	O/C	13	LOCKERS - THREE-TIER, (6 TOTAL) 12"x18"x24"	C/C	23	PROJECTION SCREEN - CEILING MOUNTED	O/C	33	SHARPS CONTAINER	O/C
4	TOILET PAPER DISPENSER	C/C	14	GLOVE BOX COORDINATE LOCATION W/ OWNER	O/C	24	WHITE BOARD	O/V	34	COFFEE MAKER (PLUMBING REQUIRED)	O/C
5	42" GRAB BAR	C/C	15	HAND SANITIZER (COORDINATE LOCATION W/ OWNER	O/C	25	WELCH ALLYN BOARD - B/P, OTOSCOPE, OPTH (BLOCKING REQUIRED)	O/V	35	PODIUM	O/O
6	36" GRAB BAR	C/C	16	LAMP	O/O	26	PAR-X	O/C	36	SIMULATOR INTERFACE RACK	O/O
7	HOOK (ON WALL)	C/C	17	COMPUTER CART	O/O	27	STUDENT LOCKERS - TWO-TIER (50 TOTAL) 12"x12"x36"	C/C	37	PYXIS	O/O
8	PROTECTIVE WALL COVERING, SEE ELEVATIONS	C/C	18	VIEW BOX (PLUG-IN)	O/C	28	FULL SIZE REFRIGERATOR	O/V	38	PHOTOCOPIER - (FAX/COPY/PRINTER)	O/O
9	FEMININE NAPKIN WASTE CONTAINER	C/C	19	GRIDS & BINS	O/C	29	UNDER COUNTER REFRIGERATOR	O/V	39	EQUIPMENT BOARD	O/C
10	SHOWER GRAB BAR, ADA	C/C	20	VWC-1, SEE ELEVATIONS	C/C	30	CORNER GUARD 90 DEGREE (CG-1)	C/C	40	MICROWAVE - (CABINET MOUNT)	O/O

C/C - CONTRACTOR FURNISHED/ CONTRACTOR INSTALLED O/C - OWNER FURNISHED/ CONTRACTOR INSTALLED O/O - OWNER FURNISHED/ OWNER INSTALLED O/V - OWNER FURNISHED/ VENDER INSTALLED

NOTE: CONTRACTOR TO PROVIDE BLOCKING, POWER AND DATA IN WALL WHERE REQUIRED FOR OWNER PROVIDED EQUIPMENT. CONTRACTOR SHALL COORDINATE REQUIREMENTS WITH OWNER.

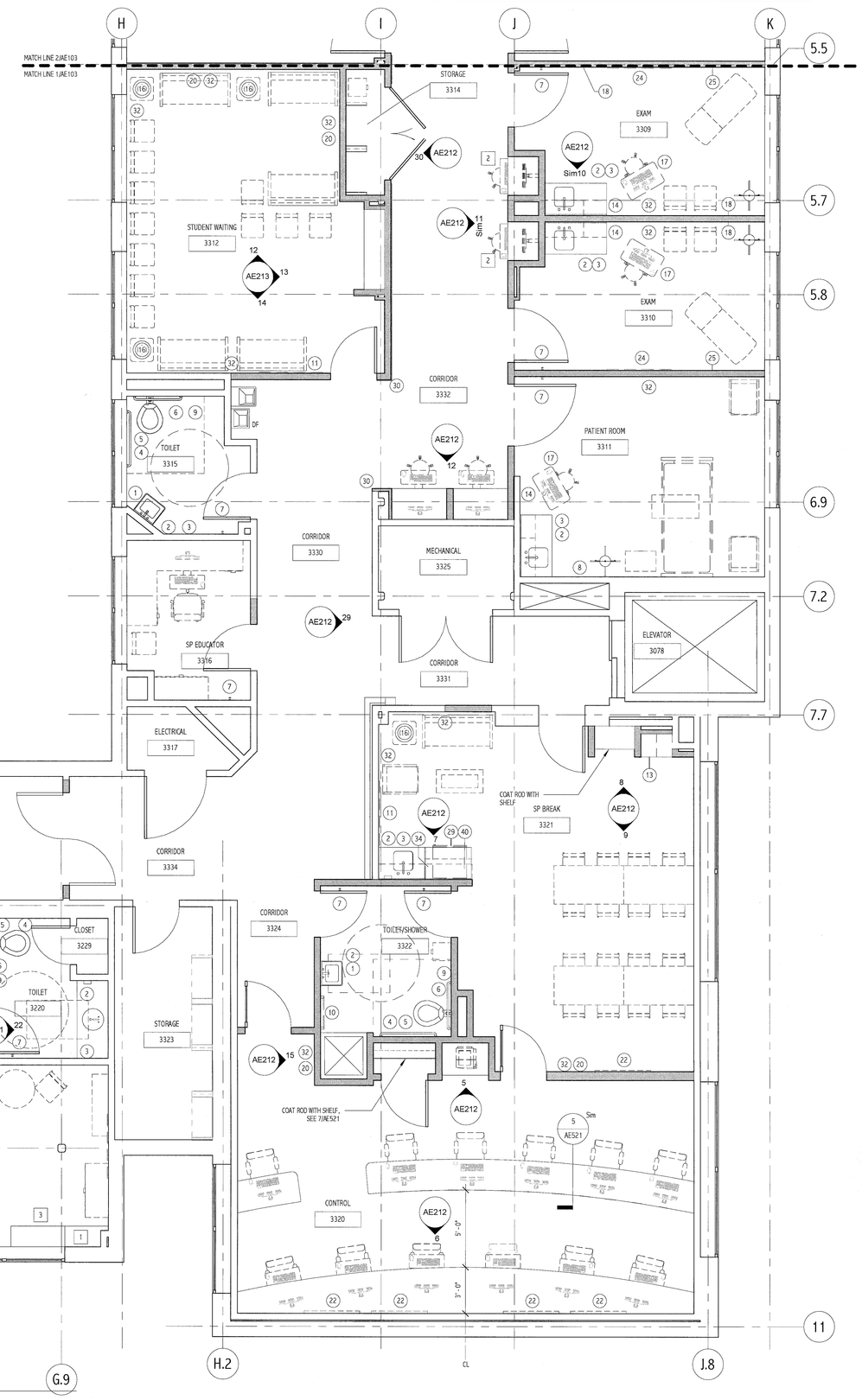

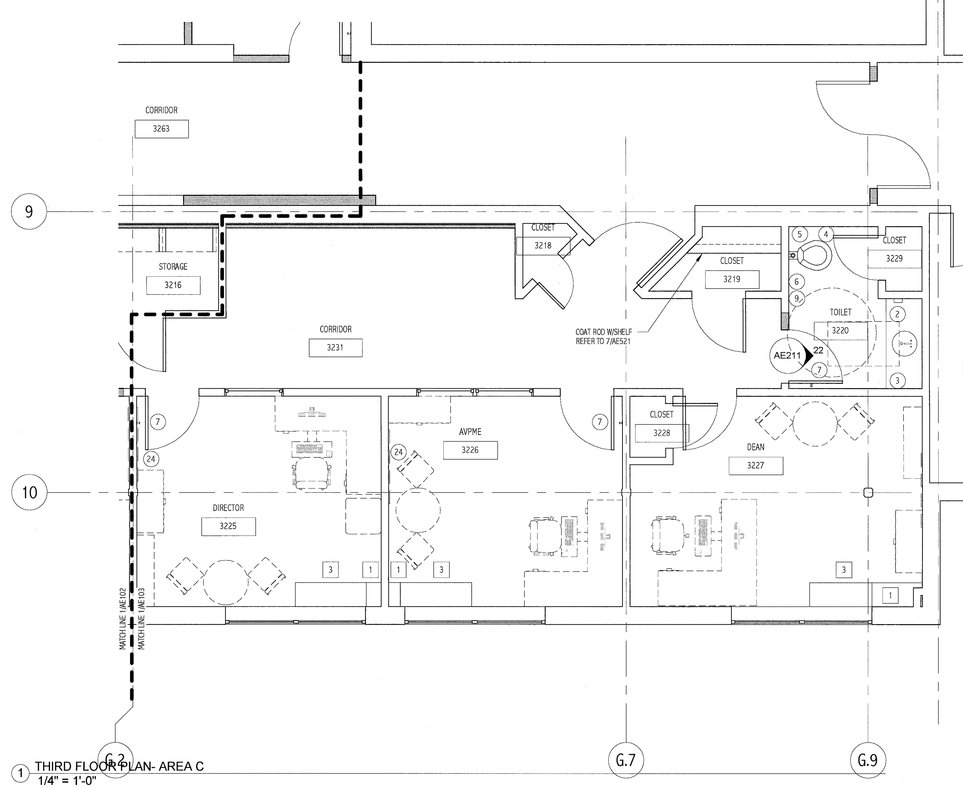

1 THIRD FLOOR PLAN- AREA C
1/4" = 1'-0"

GENERAL NOTES:

1. SEE SHEET G0001 FOR LEGEND AND ABBREVIATIONS.
2. FURNITURE DASHED IN BY OTHERS IS INDICATED FOR COORDINATION. PROVIDE BLOCKING FOR ALL MOUNTED CASEWORK, FURNITURE, EQUIPMENT AND ANY OTHER NIC ITEMS.
3. ALL OWNER PROVIDED KEYBOARD TRAYS AND CPU HOLDERS INSTALLED BY OTHERS.

KEYED NOTES:

1. HVAC PIPING ENCLOSURE BY MECHANICAL CONTRACTOR.
2. PROVIDE BLOCKING FOR VENDOR INSTALLED WALL MOUNTED MONITOR ARM. COORDINATE LOCATION WITH VENDOR AND OWNER.
3. EXISTING HVAC UNIT.

LEGEND:

NEW WALL

EXISTING WALL

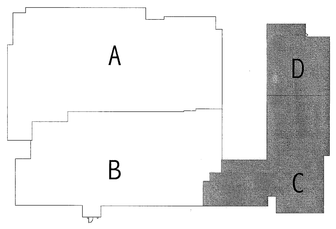

REV.	DESCRIPTION	DATE
0	ISSUED FOR CONSTRUCTION	4-24-09

ISSUED FOR CONSTRUCTION
4-24-09

CURRENT ISSUE STATUS:

PROJECT NORTH

LICENSED ARCHITECT CRAIG DAVID PIPER No. 2692 STATE OF MAINE 4-24-09

SMRT
ARCHITECTURE
ENGINEERING
PLANNING
INTERIOR DESIGN
COMMISSIONING
144 Fore Street,P.O. Box 618
Portland, Maine 04104
tel. (207) 772-3846
fax. (207) 772-1070
www.smrtinc.com

Maine Medical Center - Office of Medical Education

Portland, Maine

THIRD FLOOR PLAN - AREA C/D

SCALE:	As indicated	DATE:	4-24-09
PROJECT MANAGER:	CDP	GRAPHIC SCALE:	0" 1"
JOB CAPT/DRAWN:	CAH		
A/E OF RECORD:	CDP	SHEET No.	AE103
PROJECT No.	08093		

© COPYRIGHT 2009 SMRT INC.