

N:\Projects\101131101 - MMC Brighton - Prep-NORDX Renovations\100 Drawing Files\101131101_M.dwg Sep 24, 2015 - 1:56pm

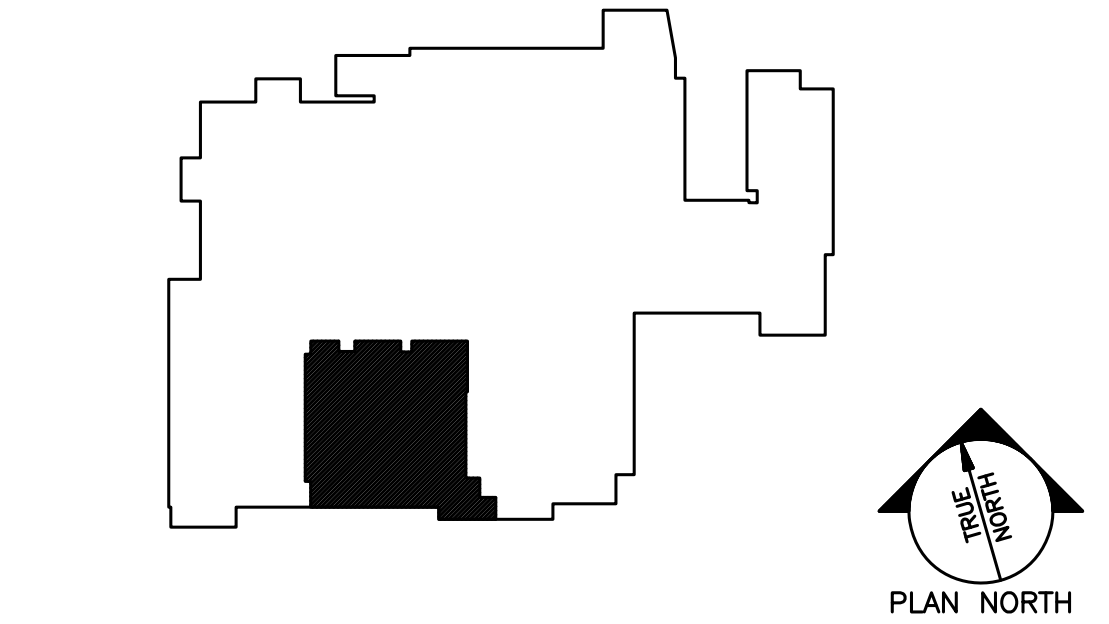
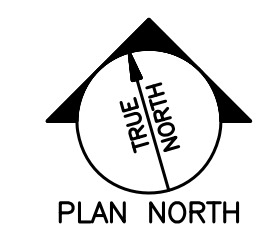
A1 MECHANICAL PART PLAN ~ GROUND FLOOR
1/4"=1'-0"

GENERAL NOTES :
 1. NOT USED
 2. ADD VOLUME DAMPERS TO EXISTING DUCTS AT ALL GRILLES IN THE RENOVATED SPACES, IF NOT ALREADY INSTALLED.
 3. ADD ALTERNATE: CLEAN EXISTING GRILLES AND REGISTERS TO BE REUSED IN RENOVATED SPACES AS REQUIRED.
 4. ADD ALTERNATE: CLEAN EXISTING HOT WATER COILS TO BE REUSED IN RENOVATED SPACES AS REQUIRED.

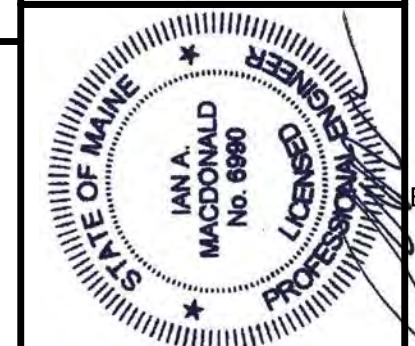
KEYED NOTES :
 (1) EXISTING GRILLE TO REMAIN; RE-BALANCE AS SPECIFIED.
 (2) CAP AND SEAL EXISTING DUCTWORK.
 (3) MOUNT BOTTOM OF GRILLE 7'-0" AFF.
 (4) MOUNT BOTTOM OF GRILLE 2'-0" AFF.
 (5) PROVIDE FIRE DAMPER WITH ACCESS DOOR AT FLOOR PENETRATION.
 (6) INSTALL DUCTWORK TIGHT TO STRUCTURE.
 (7) SERVED BY S-2.
 (8) SERVED BY S-6.

F9 KEYED NOTES
1/4"=1'-0"

LABELING - TYPICAL
 PROVIDE AIR HANDLER LABEL AT EACH TEMP SENSOR AND SUPPLY OUTLET. USE A LABEL MAKER WITH 1/4" LETTERS. LABEL EITHER "S-2" OR "S-6".



A9 KEY PLAN
NONE



REVISIONS	DESCRIPTION	NUMBER	DATE	BY