

SCALE: 1/4" = 1'-0"



1
P-1 PLUMBING
DEMOLITION FLOOR PLAN

GENERAL NOTES:

1. REFER TO COVER SHEET FOR LEGEND, ABBREVIATIONS AND NOTES.
2. REFER TO DETAIL SHEET FOR ALL CONSTRUCTION DETAILS.
3. FIELD VERIFY ALL DIMENSIONS AND EXISTING CONDITIONS PRIOR TO PROCEEDING WITH ANY WORK. WHERE DISCREPANCIES OCCUR BETWEEN THESE DOCUMENTS AND EXISTING CONDITIONS, THE DISCREPANCY SHALL BE REPORTED TO THE OWNER AND ENGINEER FOR RESOLUTION.
4. REFER TO CIVIL ENGINEERING DRAWINGS FOR ALL UTILITY PIPING BEYOND THE BUILDING WALLS.
5. SEE ARCHITECTURAL DRAWINGS FOR CONTRACT LIMITS AND ANY CONSTRUCTION PHASING, SCHEDULE ALL SHUTDOWNS THAT AFFECT UTILITIES AND PORTIONS OF THE BUILDING THAT MUST REMAIN IN OPERATION WITH THE OWNER.
6. ISOLATE, DRAIN AND REFILL EXISTING SYSTEMS AS REQUIRED TO ACCOMMODATE BOTH THE NEW SYSTEM AND THE CONTINUED USE OF THE EXISTING SYSTEM.
7. PROVIDE ALL NECESSARY TEMPORARY OR PERMANENT CAPS OR PLUGS FOR PIPING. DO NOT LEAVE PIPING OPEN ENDED.
8. DEMOLITION OF PIPING INCLUDES ALL ASSOCIATED VALVES, ACCESSORIES, INSULATION, HANGERS AND SUPPORTS.
9. PRIOR TO STARTING CONSTRUCTION, DETERMINE EXACT INVERT ELEVATIONS, SIZES, DEPTH AND LOCATION OF EXISTING UTILITIES WHERE TERMINATIONS OR CONNECTIONS ARE TO BE MADE OR INTERSECTIONS OCCUR. NOTIFY ENGINEER OR OWNER OF ANY DISCREPANCY BETWEEN DRAWINGS AND ACTUAL FIELD CONDITIONS. WORK BACK TOWARD FIXTURE FROM UTILITY CONNECTION FOR ALL PIPING SYSTEMS.
10. ALL EXISTING SINKS THAT ARE TO REMAIN OR BE RELOCATED SHALL HAVE WRISTBLADE HANDLE FAUCETS INSTALLED IF NOT ALREADY FURNISHED.

SHEET NOTES:

- ① REMOVE EXISTING EQUIPMENT INCLUDING ALL HOT AND COLD WATER PIPING, INDIRECT WASTE PIPING, SANITARY, VENT AND MEDICAL PIPING. CAP OR PLUG ALL UNUSED PIPING ABOVE CEILING, IN WALLS OR BELOW FLOOR. REMOVE ALL UNUSED PIPING LEAVE NO DEAD LEGS.
- ② REMOVE FLOOR DRAIN AND ASSOCIATED PIPING AS INDICATED. CAP ALL PIPING BELOW FLOOR AND PATCH FLOORS WITH CONCRETE. REMOVE ALL UNUSED PIPING, LEAVING NO DEAD LEGS.
- ③ PLUMBING CONTRACTOR SHALL DISCONNECT, DRAIN AND REMOVE EXISTING FIXTURE, VALVES, FAUCETS, SEALS, TRAPS, FITTINGS AND ASSOCIATED PIPING SO AS TO PREPARE FOR NEW FIXTURE TO BE ROUGHED-IN AND INSTALLED IN SAME LOCATION. CONTRACTOR TO INSPECT EXISTING CARRIERS AND OTHER FIXTURE SUPPORTS AND CONFIRM FULLY FUNCTIONAL.
- ④ EXISTING STACK TO BE RELOCATED TO NEW WALL. IF EXISTING STACK IS FOUND TO NOT BE IN USE ANY LONGER, IT SHALL BE REMOVED BACK TO THE MAIN.
- ⑤ EXISTING WALL HUNG TOILET TO BE REMOVED. NEW FLOOR MOUNTED TOILET IS TO BE INSTALLED IN SAME LOCATION. WALL CARRIER INSIDE WALL IS TO BE REMOVED AND WALL PATCHED. EXISTING 5" SANITARY STACK AND WALL CLEANOUT TO REMAIN.



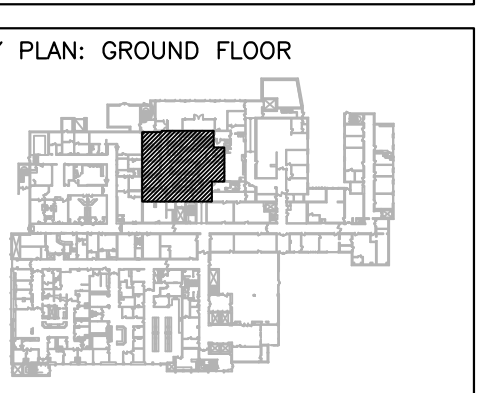
Z&F CONSULTING
MECHANICAL, ELECTRICAL, PLUMBING
PIPE PROTECTION
30 WILSON AVENUE
PORTLAND, ME 04106
PHONE: (207) 761-2200
WWW.ZANDF.COM

JOHN ZABLOWICZ, P.E.
PROFESSIONAL ENGINEER
LICENSE NO.: 13062



STATE: MAINE
JOHN ZABLOWICZ, P.E.
PROFESSIONAL ENGINEER
LICENSE NO.: 13062

PROJECT:
MAINE MEDICAL CENTER
BRIGHTON CAMPUS
WOUND CARE AND
HYPERBARIC MEDICINE
333 BRIGHTON AVENUE
PORTLAND, ME 04103



ISSUE DATES:

▲ JANUARY 26, 2015	STATE APPROVALS
▲ MARCH 20, 2015	BLDG. DEPT. REVIEW
▲	
▲	
▲	
▲	

DRAWN BY:	ECH
CHECKED BY:	BF
SCALE:	AS NOTED
PROJECT NO.:	P14110

SHEET TITLE:
PLUMBING
DEMOLITION
FLOOR PLAN

DRAWING NO.:
P-1