GENERAL NOTES

1. CONTRACTOR TO COORDINATE SIZE OF NEW CONCRETE PADS AND EXACT LOCATIONS WITH ASSOCIATED EQUIPMENT. REFER TO STRUCTURAL DRAWINGS FOR TYPICAL DETAILS

2. SEE MECHANICAL, ELECTRICAL, AND PLUMBING DRAWINGS FOR MORE INFORMATION.

3. REMOVE EXISTING ROOFING SYSTEM AND/OR MATERIAL TO ACCOMMODATE NEW MEP PENETRATIONS. REFER TO STRUCTURAL AND MEP DRAWINGS FOR MORE INFORMATION. REPAIR AND REPLACE NEW OR ABANDONED PENETRATIONS WITH LIKE ROOFING SYSTEMS.

4. ALL ABANDONED, NEW MEP PENETRATIONS ARE TO BE FIRE STOPPED AND/OR SEALED AS REQUIRED.

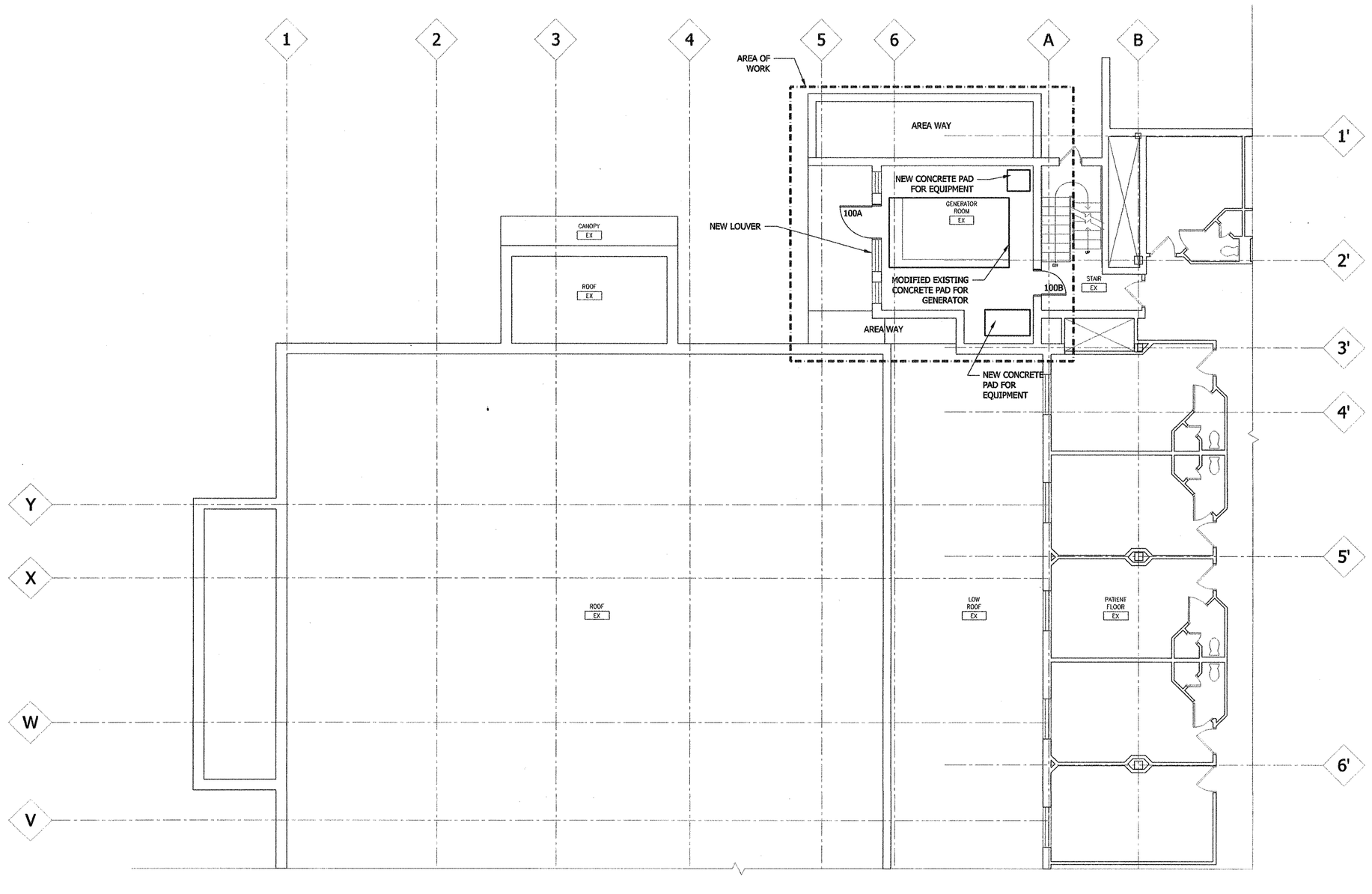

A — PARTIAL FIRST FLOOR PLAN

SCALE: 1/8" = 1'-0"

REFER TO:

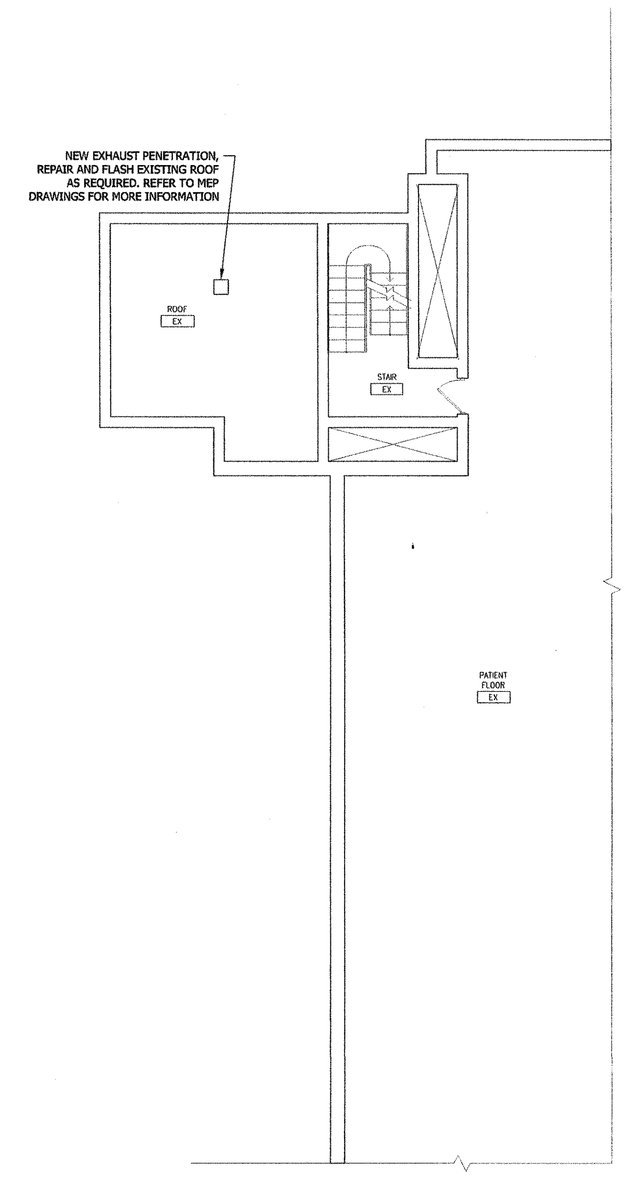

B — PARTIAL ROOF PLAN

SCALE: 1/8" = 1'-0"

REFER TO:

Maine Medical Center
centered around you

Generator MV Gear Replacement

DAI

DiGIORGIO ASSOCIATES INC.

ARCHITECTURE
PLANNING
INTERIOR DESIGN
ENGINEERING

BOSTON
225 FRIEND STREET
BOSTON, MA 02114
TEL. 617.723.7100
FAX. 617.723.9113

MAINE
484 MAINE AVE., SUITE 2B
FARMINGDALE, ME 04344
TEL. 207.582.2400
FAX. 207.582.8320

MID-ATLANTIC REGION
46169 WESTLAKE DR., SUITE 320
POTOMAC FALLS, VA 20165
TEL. 703.421.5600
FAX. 703.421.5669

CONSULTANT:

ISSUE:

LETTER:	DATE:	DESCRIPTION:
A	05/11/09	OWNER REVIEW
B	08/13/09	ISSUE FOR BID

REVISION:

NO:	DATE:	DESCRIPTION:

KEY PLAN:

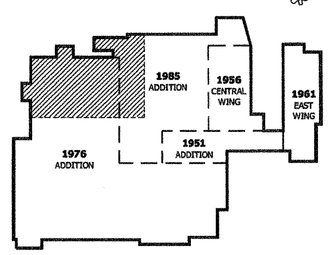

DRAWING TITLE:
PARTIAL FIRST FLOOR AND ROOF PLAN

DRAWN BY: AL

CHECKED BY: DP

SCALE: AS NOTED

PROJECT NO.: 93274.00

SEAL:

DRAWING NO.:
A-203

CAD FILE NAME: K:\93274.00\CADD\Current-(projname)\Sheets\93274.00-A-203.dwg