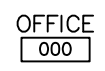





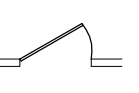
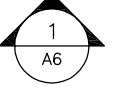






CONSTRUCTION LEGEND:

-  OFFICE
-  ROOM NAME AND NUMBER
-  INDICATES EXISTING CORE, SHELL PERIMETER CONDITIONS
-  INDICATES NEW WALL CONSTRUCTION
-  INDICATES WALL TYPE DESIGNATION - (TYPE 1 U.O.N.) REFER TO DETAILS
-  DOOR SWING AND IDENTIFICATION NO., SEE DOOR SCHEDULE, FOR REQUIREMENTS.
-  INDICATES EXISTING DOOR TO REMAIN
-  INTERIOR ELEVATION SYMBOLS (EX. SEE ELEVATION 1 ON DWG. A-4)
-  DASHED LINE INDICATES IN WALL 3/4" FIRE RATED PLYWOOD MOUNT BETWEEN STUDS AT REQUIRED LOCATIONS FOR SUPPORT OF AV, FURNITURE CABINETS/MARKER BOARDS AND/OR ART WORK. PROVIDE ACROSS LOCATION AND FROM 48" TO 84" AFF. NOTE: WHERE FABRIC PANELS ARE SHOWN BLOCKING SHALL BE WITHIN PANELS, SEE ELEVATIONS.
-  HATCHED AREA INDICATES NEW MILLWORK.
-  FIRE EXTINGUISHER CABINET CARRY ALLOWANCE FOR 3 NEW RECESSED FEC PER FLOOR
-  ENLARGED PLAN

CONSTRUCTION NOTES:

1. ALL PARTITIONS ARE TO BE (TYPE 1), U.O.N. (6" ABOVE CLG.)
2. ALL WORK SHALL CONFORM TO THE LATEST EDITION OF THE INTERNATIONAL BUILDING CODE AND ALL OTHER APPLICABLE CODES AND REGULATIONS.
3. ALL CONFLICTS AND ITEMS FOR CLARIFICATION SHALL BE BROUGHT TO THE ATTENTION OF THE ARCHITECT PRIOR TO AFFECTING WORK IN THAT AREA.
4. CONTRACTOR SHALL FIELD VERIFY EXISTING CONDITIONS AND SHALL NOTIFY THE ARCHITECT, PRIOR TO COMMENCING WORK, IN WRITING OF ANY DISCREPANCIES AND/OR DAMAGE OF EXISTING BASE BUILDING WORK WHICH MAY INTERFERE WITH THE PROPER EXECUTION OF NEW TENANT WORK.
5. CONTRACTOR SHALL VISIT THE SITE PRIOR TO PRICING. THE DRAWINGS DEPICT ONLY GENERALLY THE EXISTING CONDITION. THE CONTRACTOR SHALL BE RESPONSIBLE FOR EXACT QUANTITY TAKE-OFFS BASED ON FIELD OBSERVATIONS.
6. GENERAL CONTRACTOR SHALL COORDINATE THE LOCATION OF REQUIRED FIRE PROOF BLOCKING IN WALLS THAT RECEIVE CABINETS, SHELVING, MAJOR ART WORK, COAT ROD AND SHELVING WITH MILLWORK SUBCONTRACTOR.
7. ALL PLAN DIMENSIONS INDICATED ARE TO FINISHED FACE OF PARTITION; U.O.N.
8. WHERE FIRE-RATED AND FULL HEIGHT PARTITIONS ARE PENETRATED BY STRUCTURAL MEMBERS, DUCTWORK, PIPING, AND CONDUIT, THE GYPSUM BOARD SHALL BE SCRIBED TO FIT TIGHT AGAINST THE PENETRATING ITEM AND SEALED WITH THE APPROPRIATE SEALANT (RED). COORDINATE WITH MECHANICAL AND ELECTRICAL WORK AND DETAILS.
9. ANY EXISTING PARTITIONS, COLUMNS OR CORE WALLS INDICATED TO REMAIN, WHICH ARE DAMAGED DURING THE CONSTRUCTION OF NEW TENANT WORK, SHALL BE PATCHED AND REPAIRED BY THE CONTRACTOR TO MATCH ORIGINAL CONDITIONS - INCLUDING REMOVED OUTLET LOCATIONS. THE G.C. SHALL BE RESPONSIBLE TO INSTALL ANY MISSING GWB ON PERIMETER ABOVE & BELOW WINDOWS AND ALL COLUMNS.
10. ALL EXPOSED STRUCTURAL STEEL AND FIREPROOFING SHALL REMAIN AS REQUIRED PER LOCAL CODE. PATCH FIRE PROOFING AS REQUIRED. PROVIDE ALLOWANCE.
11. THE G.C. SHALL VERIFY THE LOCATIONS OF ALL EXISTING FIRE ALARM CALL BOXES, PULL STATIONS, EXTINGUISHERS, FIRE HOSE VALVE CABINETS, STROBES, ETC. AND SHALL RELOCATE AS REQUIRED WHERE IN CONFLICT WITH PARTITIONS AND/OR WHERE DEMOLITION OCCURS AND TO ACCOMMODATE NEW LAYOUT. SEE ENGINEERING DOCUMENTS.
12. THE G.C. SHALL COORDINATE WITH THE DRYWALL SUB FOR PATCHING OF EXISTING PARTITIONS, SOFFITS, COLUMNS, CORE AND PERIMETER. REPLACE DRYWALL AS NEEDED WHERE OLD WALL COVERING EXISTS OR PATCHING IS REQUIRED, FINISH AS PER FINISH SCHEDULE.
13. THE G.C. SHALL COORDINATE WITH DOOR AND GWB SUBS FOR FIT OF NEW FRAMES AT PARTITIONS SO NO GAPS OCCUR. SEE DOOR SCHEDULE FOR FRAME SPECIFICATION FOLLOW ALL MANUFACTURER GUIDELINES FOR INSTALLATION AND TOLERANCE.

