

MAINE MEDICAL CENTER BRIGHTON MEDICAL CENTER RF EQUIPMENT REPLACEMENT/ RENOVATIONS PORTLAND, MAINE

REFLECTED CEILING NOTES:

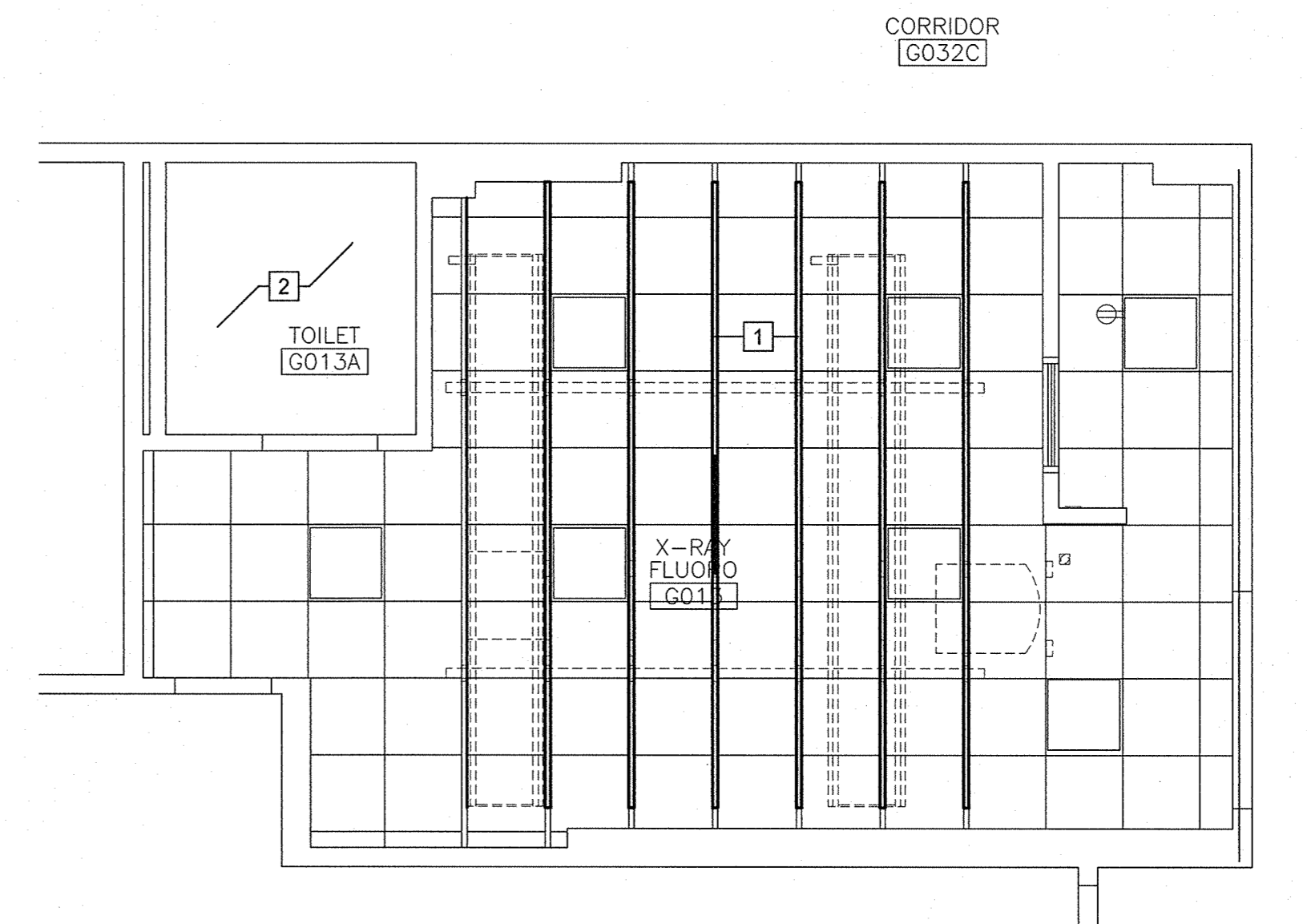
- ALIGN CEILING ITEMS AS SHOWN, WITH COMMON CENTERLINES, TYPICALLY. CENTER ITEMS IN CEILINGS, OR IN AREAS UNLESS INDICATED OTHERWISE.
- MATCH EXISTING CEILING HEIGHTS.
- EXCEPT WHERE INDICATED, CENTER CEILING GRIDS IN ROOMS. USE HALF TILES OR GREATER @ PERIMETERS AS POSSIBLE.
- PROVIDE ACCESS PANELS AS REQUIRED IN GWB CEILINGS FOR ACCESS TO MECHANICAL VALVES/ CONTROLS. REFERENCE MECHANICAL.
- PROVIDE NEW 2X2 ACT CEILING GRID AND TILE TO MATCH FACILITY STANDARD.

KEYED NOTE:

- PROVIDE NEW UNISTRUT GRID SYSTEM RECESSED IN CEILING GRID. COORDINATE WITH REVISED STRUCTURE ABOVE CEILING.
- EXISTING CEILING TO REMAIN.

SYMBOL LEGEND:

- 2X2 SUSPENDED CEILING PANEL AND GRID ASSEMBLY.
- 2X2 LAY-IN LIGHT FIXTURE.



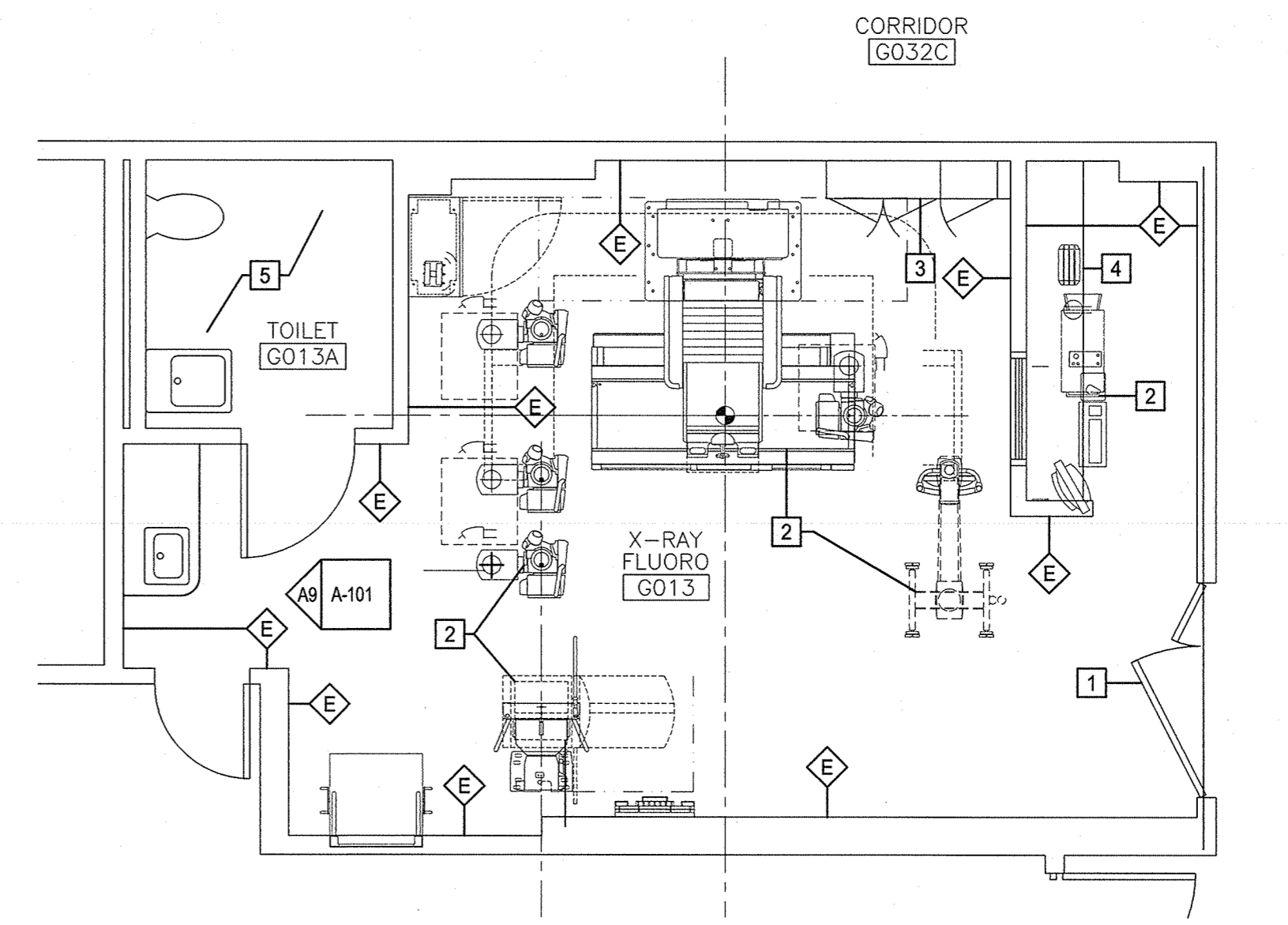
REFLECTED CEILING PLAN
1/4"=1'-0" (H1)

FLOOR PLAN NOTES:

- SEE GENERAL NOTES.
- FURNITURE DASHED IN BY OTHERS IS INDICATED FOR COORDINATION. PROVIDE IN WALL BLOCKING FOR ALL WALL MOUNTED CASEWORK, FURNITURE, EQUIPMENT AND ANY OTHER NIC ITEM.
- REFER TO SIEMENS DRAWINGS FOR ADDITIONAL INFORMATION.
- AT ALL REMOVED ITEMS, PATCH WALL SURFACE TO MATCH ADJACENT MATERIAL, TYPICAL.
- MMC PHYSICIST TO REVIEW EXISTING LEAD SHIELDING AND PROVIDE REPORT TO STATE.
- PROVIDE NEW NORA RUBBER FLOORING THROUGHOUT ROOM W/ NEW RB BASE. ALT. PRICE TO PROVIDE SHEET VINYL FLOORING.

FLOOR PLAN KEYED NOTES:

- REPAIR EXISTING DOOR. LEVEL PIVOT HINGES, REPLACE PROTECTION PLATE BOTH SIDES.
- EQUIPMENT BY OTHERS. REFER TO SIEMENS DRAWINGS.
- EXISTING CABINETS TO REMAIN.
- EXISTING COUNTER TO REMAIN.
- EXISTING TOILET ROOM TO REMAIN.
- EXISTING WALL SURFACE - FILL ALL HOLES AND SAND/SKIM COAT SURFACE TO PREPARE FOR PAINT.



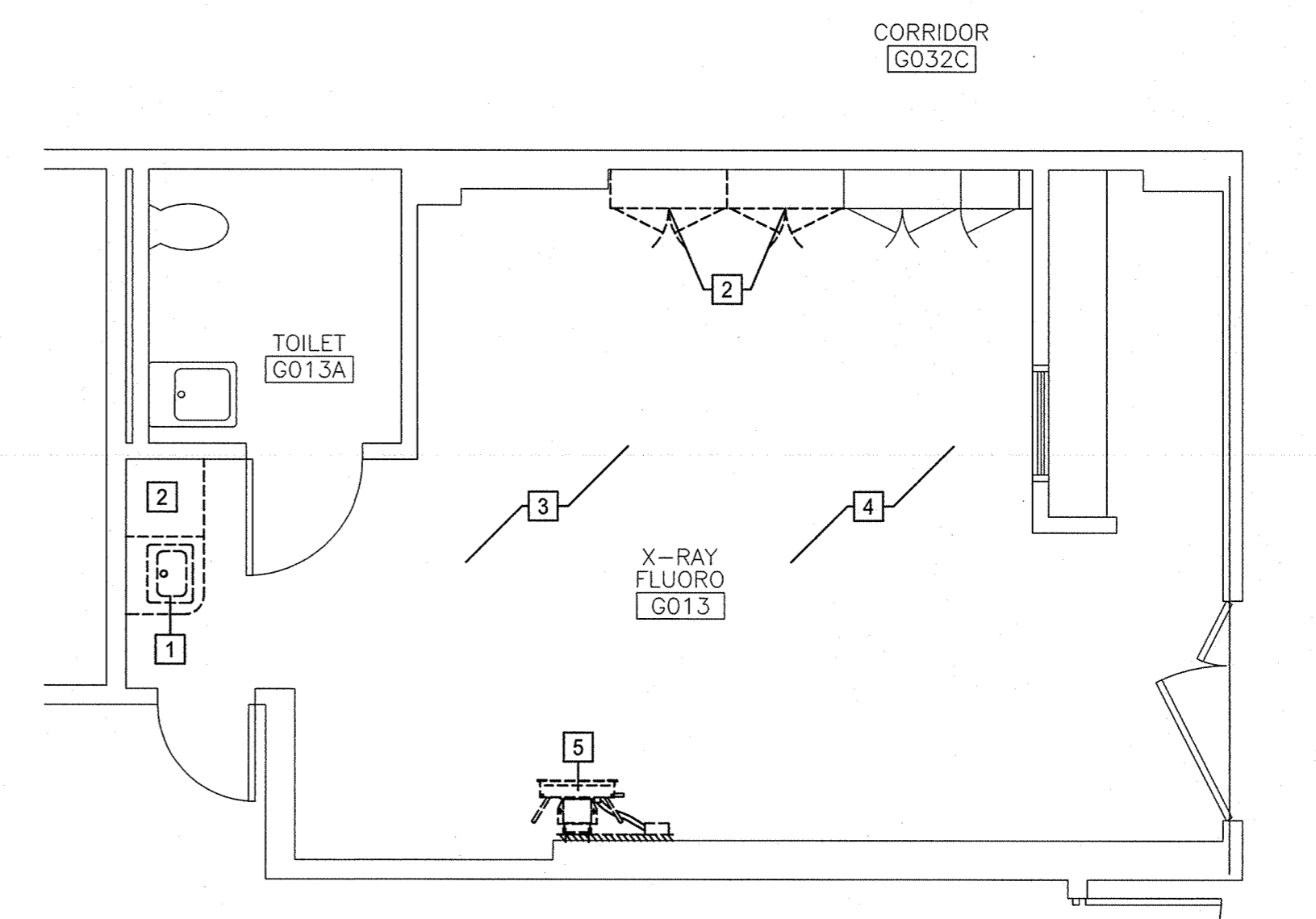
FLOOR PLAN
1/4"=1'-0" (D1)

GENERAL DEMOLITION NOTES:

- COORDINATE EXTENT OF DEMOLITION WITH THE REQUIREMENTS OF OTHER WORK OF THIS CONTRACT AS DESCRIBED HERE IN AND IN THE CONTRACTORS SUBMITTALS, AND WITH LOCATIONS OF FINISHES NOTED AS EXISTING TO REMAIN.
- ANY WALL, PARTITION OR SURFACE DISTURBED BY WORK OF THIS CONTRACT SHALL BE PATCHED AND FINISHED CONTINUOUSLY TO THE NEAREST CORNER UNLESS NOTED OTHERWISE. MATCH EXISTING ADJACENT CONSTRUCTION FINISHES, CONTINUITY AND FIRE RATINGS UNLESS NOTED OTHERWISE.
- PROTECT ALL FINISHES, MATERIALS AND EQUIPMENT NOTED AS EXISTING TO REMAIN. CONTRACTOR SHALL BE RESPONSIBLE TO REPLACE ALL FINISHES, MATERIALS AND EQUIPMENT DAMAGED DURING CONSTRUCTION.
- DIMENSIONS INDICATED ± ARE EXISTING CONDITION DIMENSIONS TO BE VERIFIED IN FIELD.
- OWNER IS RESPONSIBLE FOR THE REMOVAL AND RELOCATION OF EXISTING FURNITURE WITH IN SCOPE OF CONSTRUCTION.
- ALL MEDICAL COMPUTER EQUIPMENT WILL BE REMOVED AND RELOCATED BY OWNER, AN/OR OWNERS CONTRACTOR.

DEMOLITION KEYED NOTES:

- REMOVE EXISTING PLUMBING FIXTURE COMPLETE. FILTER SYSTEM TO REMAIN.
- REMOVE EXISTING CASEWORK COMPLETE.
- REMOVE AND REPLACE CEILING ASSEMBLY COMPLETE.
- REMOVE FLOORING SYSTEM AND PREPARE SUBSTRATE FOR PROPOSED FLOORING (SHEET VINYL).
- EQUIPMENT/FURNITURE REMOVED BY OWNER.



DEMOLITION PLAN
1/4"=1'-0" (A1)

DRAWING LIST

ARCHITECTURAL

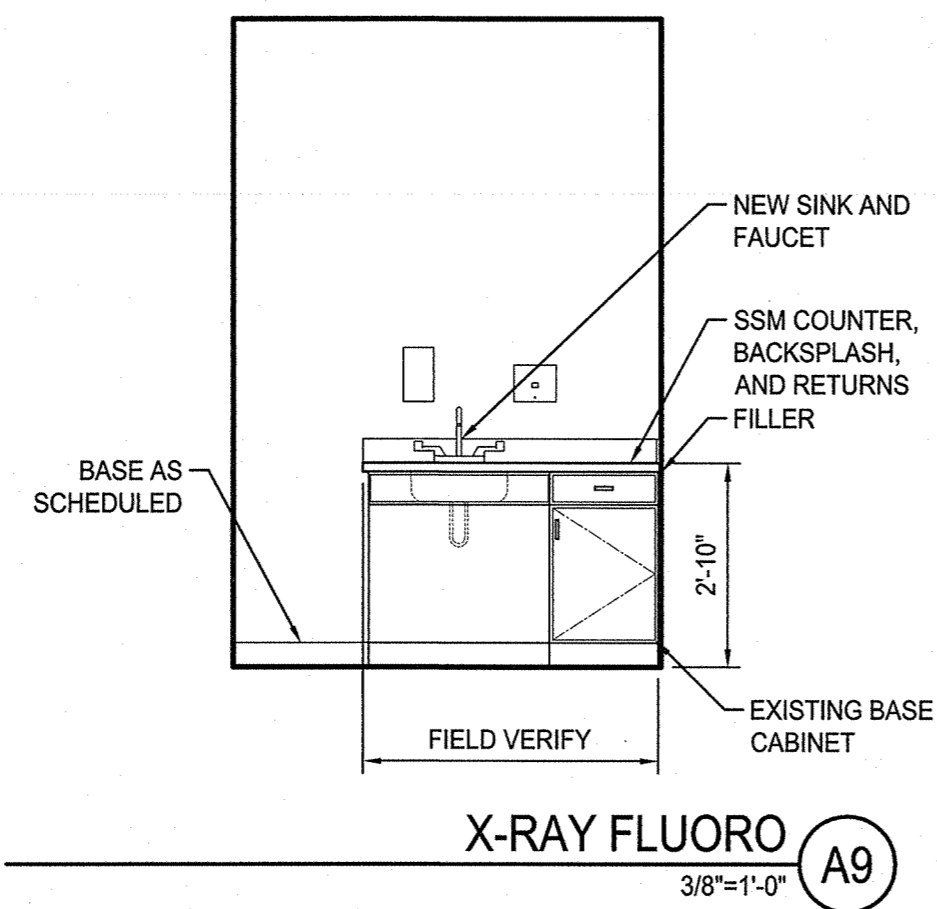
A-101 DEMOLITION PLAN, FLOOR PLAN, AND REFLECTED CEILING PLAN

SIEMENS DRAWINGS (FOR REFERENCE DOCUMENT ONLY)

A-101
A-102
S-101
S-102
E-101
E-102

GRID LOCATION	TITLE
A1 A101	BUILDING SECTION
A1 A101	WALL SECTION
A1 A101	DETAIL
	LEVEL LINE
	REVISION
	WINDOW TYPE
A50Aa	DOOR NUMBER
LOBBY A153	ROOM NAME
	ROOM NUMBER
G14 A200	INTERIOR ELEVATION
	WALL TYPE
S	BACKER ROD AND SEALANT
A1 A101	EXTERIOR ELEVATION

A/C	AIR CONDITIONING	T	TREAD
ACPLAS	ACOUSTICAL PLASTER	TB	TACKBOARD
ACT	ACOUSTIC CEILING TILE	T&B	TOP AND BOTTOM
AFF	ABOVE FINISHED FLOOR	TBM	TEMPORARY BENCHMARK
AP	ACCESS PANEL	TCE	TOP CHORD EXTENSION
BCE	BOTTOM CHORD EXTENSION	TJ	TIE JOIST
BD	BOARD	TO	TOP OF
BLP	BORROWED LIGHT PANEL	TOC	TOP OF CONCRETE
BO	BOTTOM OF	TOF	TOP OF FOOTING
BOF	BOTTOM OF FOOTING	TOM	TOP OF MASONRY
BOS	BOTTOM OF STEEL	TOP	TOP OF PIER
BS	BOTH SIDES	TOS	TOP OF STEEL; TOP OF SLAB
BSE	BSBRICK SHELF ELEVATION	TOW	TOP OF WALL
C	CHANNEL	TP	TOILET PAPER (DISPENSER)
CB	CATCH BASIN; CHALKBOARD	TS	
CFM	CUBIC FEET PER MINUTE	UH	UNIT HEATER
CJ	CONTROL JOINT; CONSTRUCTION	UNO	UNLESS NOTED OTHERWISE
CLG	CEILING	V	VENT PIPE; VERTICAL
CMU	CONCRETE MASONRY UNIT	VB	VAPOR BARRIER
CT	CERAMIC TILE	VCT	VINYL COMPOSITION TILE
CUH	CABINET UNIT HEATER	VP	VISION PANEL
DF	DRINKING FOUNTAIN	VTR	VENT THROUGH THE ROOF
DR	DISPLAY RAIL	W	WITH
DW	DISHWASHER	WC	WATER CLOSET
EF	EXHAUST FAN; EACH FACE	WF	WIDE FLANGE
EJ	EXPANSION JOINT	WH	WATER HEATER
EPDM	ETHYLENE PROPYLENE DIENE	W/O	WITHOUT
EW	EACH WAY	WP	WALL PROTECTION
EWC	ELECTRIC WATER COOLER	WS	WEB STIFFENER
FB	FLAT BAR	WWF	WELDED WIRE FABRIC
FBO	FURNISHED BY OTHERS		
FCO	FLOOR CLEAN-OUT		
FD	FLOOR DRAIN		
FE	FIRE EXTINGUISHER		
FF	FINISHED FLOOR; FAR FACE		
FO	FRAMED OPENING		
FS	FAR SIDE		
GB	GRAB BAR		
GC	GENERAL CONTRACTOR		
GDT	GYPSON DROP-IN TILE		
GWB	GYPSON WALL BOARD		
H	HORIZONTAL		
HC	HANDICAPPED; HOLLOW CORE		
HM	HOLLOW METAL		
HRU	HEAT RECOVERY UNIT		
HT	HEIGHT		
H&V	HEATING AND VENTILATING		
HVAC	HEATING, VENTILATING AND		
	AIR CONDITIONING		
IF	INSIDE FACE		
IJ	ISOLATION JOINT		
INV	INVERT		
JS	JOIST SUBSTITUTE		
L	ANGLE		
LLH	LONG LEG HORIZONTAL		
LLV	LONG LEG VERTICAL		
LP	LIGHTING PANEL; LIQUIFIED		
	PROPANE		
MB	MARKER BOARD		
MDO	MEDIUM DENSITY OVERLAY		
MO	MASONRY OPENING		
MR	MOISTURE-RESISTANT		
MUA	MAKE-UP AIR		
N	NOSING		
NIC	NOT IN CONTRACT		
NS	NEAR SIDE		
NTS	NOT TO SCALE		
OC	ON CENTER		
OF	OUTSIDE FACE		
OH	OVERHEAD		
PA	PUBLIC ADDRESS		
PAF	POWDER-ACTUATED FASTENER		
PL	PLATE		
PLAM	PLASTIC LAMINATE		
PLF	POUNDS PER LINEAR FOOT		
PP	POWER PANEL		
PSF	POUNDS PER SQUARE FOOT		
PSI	POUNDS PER SQUARE INCH		
PT	PRESSURE-TREATED		
PVC	POLYVINYL CHLORIDE		
PWP	PLASTIC WALL PANEL		
R	RISER; RADIUS		
RB	RESILIENT BASE		
RD	ROOF DRAIN		
RO	ROUGH OPENING		
RR	RUB-RAIL		
ACT	SUSPENDED ACOUSTIC		
	TILE CEILING		
SBO IBC	SUPPLIED BY OWNER		
	INSTALLED BY CONTRACTOR		
SC	SOLID CORE		
SCHD	SCHEDULE		
SF	SQUARE FOOT; SUPPLY FAN		
SK	SHEAR KEY		
SN	SANITARY NAPKIN (DISPENSER)		
SP	SPACES		
SS	STAINLESS STEEL		



X-RAY FLUORO
3/8"=1'-0" (A9)


GENERAL NOTES:

- DO NOT SCALE THE DRAWINGS.
- FIELD VERIFY ALL DIMENSIONS AND LAYOUT PRIOR TO PROCEEDING WITH WORK. NOTIFY ARCHITECT IN WRITING OF ANY DISCREPANCIES OR INCONSISTENCIES. FAILURE TO REPORT ANY DISCREPANCIES WITHIN THESE CONSTRUCTION DOCUMENTS TO THE ARCHITECT WILL NOT BE GROUNDS FOR ADDITIONAL COST OR CHANGE ORDERS.
- "PROVIDE" MEANS "FURNISH AND INSTALL".
- THE CONTRACTOR SHALL BE RESPONSIBLE FOR PROVIDING ALL MATERIALS, AND WORKMANSHIP IN ACCORDANCE WITH FEDERAL, STATE, CITY AND LOCAL BUILDING CODES AND THEIR REQUIREMENTS.
- THE CONTRACTOR AND ALL TRADES SHALL NOTE REQUIREMENTS OF "GENERAL NOTES" ON ALL SHEETS.
- EACH TRADE TO PROVIDE SMOKE OR FIRE SEALANT AT PENETRATIONS AS REQUIRED FOR WALL TYPE. ALL SEALANT, FIRE STOPPING, AND SMOKE STOPPING ASSEMBLIES SHALL BE U.L. RATED.
- DIMENSIONS ARE FACE OF CONCRETE, FACE OF MASONRY, AND CENTERLINE OF INTERIOR STUD PARTITIONS. EXTERIOR STUD PARTITIONS ARE DIMENSIONED TO EXTERIOR FACE OF STUD, UNLESS INDICATED OTHERWISE.
- REFER TO ALL CONSTRUCTION DOCUMENTS FOR REQUIREMENTS WHICH MAY AFFECT THE WORK AND COORDINATE SAME.
- REFERENCE DETAILS AND ENLARGED PLANS FOR ADDITIONAL DIMENSIONAL INFORMATION.
- EACH TRADE TO COORDINATE WITH FURNITURE AND EQUIPMENT LOCATED ON PLANS.
- ALL NEW PENETRATIONS WITHIN EXISTING WALLS SHALL BE PATCHED AND SEALED AS REQUIRED.
- CONTRACTOR TO COORDINATE ALL MECHANICAL, ELECTRICAL, AND PLUMBING CHANGES. ARCHITECT TO BE NOTIFIED IF CHANGES TO FLOOR PLAN ARE REQUIRED.

REV	DESCRIPTION	DATE
0	ISSUED FOR PERMITTING	10-28-16

ISSUED FOR PERMITTING
10-28-16

CURRENT ISSUE STATUS:



PROJECT NORTH:

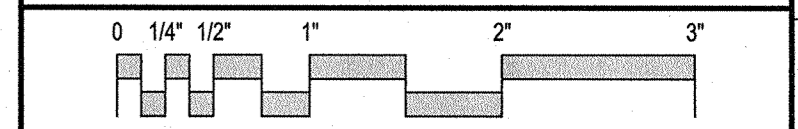
SMRT Architects and Engineers
144 Fore Street
Portland, Maine 04104
1.877.700.7678
www.smrtinc.com

ARCHITECTURE | ENGINEERING | PLANNING | INTERIORS | ENERGY

**MAINE MEDICAL CENTER
BRIGHTON MEDICAL CENTER
RF EQUIPMENT REPLACEMENT**
PORTLAND, MAINE

**DEMOLITION PLAN, FLOOR PLAN,
AND REFLECTED CEILING PLAN**

SHEET TITLE:



SCALE: AS NOTED

PROJECT MANAGER: DJV	PROJECT NO: 16154
AVE OF RECORD: DJV	
JOB CAPTAIN: MDR	
DRAWN BY: MDR	A-101
SMRT FILE: 16154	SHEET No.

© COPYRIGHT 2016 SMRT INC.