

MAINE MEDICAL CENTER

BRIGHTON CAMPUS - 2014 TOILET ROOM RENOVATIONS
335 BRIGHTON AVE., PORTLAND, ME 04102



49 DARTMOUTH STREET
PORTLAND, MAINE 04101
207-775-1059
www.pdtarchs.com

COPYRIGHT 2014
PDT Architects
Reuse or reproduction of the
contents of this document is not
permitted without written
permission of PDT Architects.

MMC - BRIGHTON CAMPUS
2014 TOILET ROOM RENOVATIONS
335 BRIGHTON AVENUE, PORTLAND, MAINE 04102

LIST OF DRAWINGS

- A0.1 COVER SHEET - GENERAL NOTES, WALL SYSTEMS, KEY PLANS
- A1.1 TOILET ROOMS G084 & G085 - DEMOLITION PLAN, FLOOR PLAN, REFLECTED CEILING PLAN, INTERIOR ELEVATIONS
- A1.2 TOILET ROOMS G160 & 2098 - DEMOLITION PLAN, FLOOR PLAN, REFLECTED CEILING PLAN, INTERIOR ELEVATIONS
- A2.0 OUTLINE SPECIFICATIONS, MATERIAL LEGEND, FIT-UP SCHEDULE, DETAILS

GENERAL NOTES:

- ALL DIMENSIONS ARE TO FACE OF FINISH. DIMENSIONS INDICATED AS "CLEAR" SHALL BE MAINTAINED IN CASES OF DISCREPANCY.
- CONTRACTOR TO VERIFY ALL EXISTING CONDITIONS PRIOR TO COMMENCING WORK. CONTRACTOR TO NOTIFY ARCHITECT AND OWNER IMMEDIATELY IF FIELD CONDITIONS ARE DISCOVERED TO DIFFER FROM CONDITIONS DESCRIBED IN THE CONSTRUCTION DOCUMENTS.
- FLOORING AND FLOOR FINISHES SHALL BE INSTALLED TO A MAXIMUM DIFFERENTIAL OF 1/8" BETWEEN DISSIMILAR MATERIALS. PROVIDE TRANSITION STRIPS OR THRESHOLDS (2" MAXIMUM) AND COORDINATE WITH ABUTTING FINISHES.
- SEAL AROUND ALL NEW PENETRATIONS IN NEW AND EXISTING WALLS TO RESIST THE PASSAGE OF SMOKE BETWEEN CORRIDORS AND ADJACENT SPACES.
- ALL PENETRATIONS THROUGH EXISTING AND NEW FIRE-RESISTANCE-RATED ASSEMBLIES SHALL BE SEALED WITH TESTED AND APPROVED FIRESTOP SYSTEMS.
- CONTRACTOR SHALL INSTALL OWNER SUPPLIED ITEMS INCLUDING, BUT NOT LIMITED TO:
 - SOAP DISPENSERS
 - PAPER TOWEL DISPENSERS
 - HAND SANITIZER DISPENSERS
 - TOILET PAPER DISPENSERS
 - ROOM SIGNAGE
- MAINTAIN CLEAR DIMENSIONS IN ACCORDANCE WITH CURRENT ADAAG GUIDELINES.
- ALL PLUMBING, HVAC, ELECTRICAL, AND FIRE PROTECTION WORK WILL BE DESIGN BUILD. THE GC SHALL BE RESPONSIBLE FOR COORDINATING UTILITIES PRIOR TO COMMENCEMENT OF WORK.
- INSTALL BLOCKING AS REQUIRED BEHIND ALL SURFACE APPLIED FIXTURES, TRIM, CASEWORK AND MISC. ACCESSORIES.
- INSTALL MOISTURE RESISTANT (MR) GWB OR TILE BACKER.
- GC TO COORDINATE WITH OWNER FOR ALL WORK REQUIRED IN ADJACENT AREAS AND AREAS ABOVE OR BELOW THE SPACES INDICATED.
- VERIFY STRUCTURAL CONDITIONS PRIOR TO PROCEEDING WITH DEMOLITION.
- THE INTENT IS TO MAINTAIN EXISTING TOILET WASTE LOCATIONS IF THE LOCATIONS COMPLY WITH WITH ADA CLEARANCES.

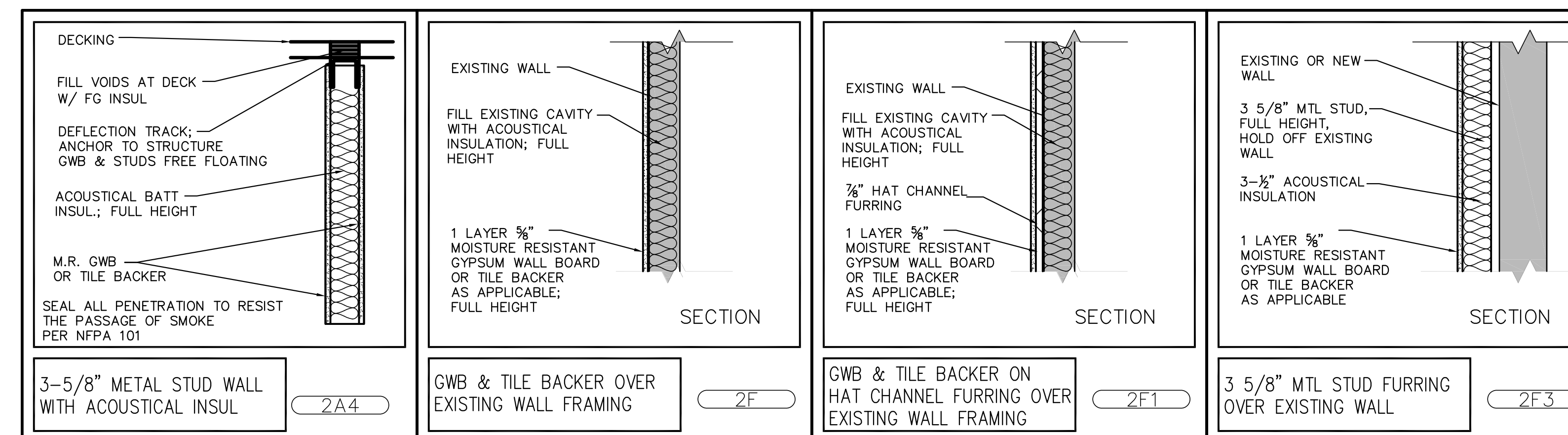
GENERAL CEILING NOTES:

- CEILING PLANS ARE DIAGRAMATIC IN NATURE AND DO NOT SHOW EVERY FIXTURE OR DEVICE.
- THE INTENT IS TO INSTALL ALL NEW SUSPENDED ACOUSTICAL CEILINGS AT 8'-0" OR AS HIGH AS FEASIBLE. CONTRACTOR TO VERIFY CONDITIONS IN FIELD.
- MECHANICAL RETURNS/ DIFFUSERS/ GRILLES, ELECTRICAL DEVICES AND SPRINKLER HEADS SHOWN ARE FOR REFERENCE ONLY AND IN THEIR PRESENT LOCATIONS. CONTRACTOR TO FIELD VERIFY AND ADJUST LOCATIONS IF REQUIRED FOR CODE COMPLIANCE OR FUNCTIONAL LAYOUT. THE REFLECTED CEILING PLANS INDICATE DESIRED CEILING GRID AND LIGHTING LAYOUT.

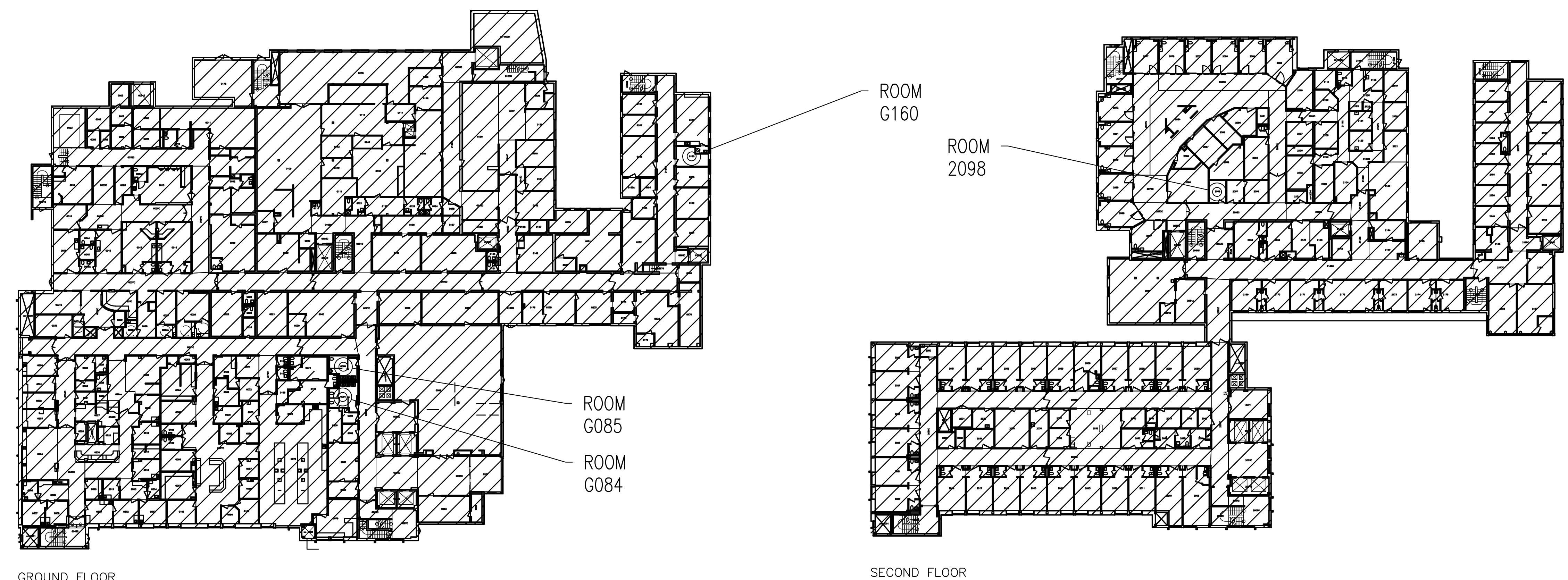
GRAPHIC LEGEND:

- AREA OUTSIDE OF SCOPE OF WORK
- EXISTING WALLS TO REMAIN
- NEW WALLS
- DOOR NUMBER
- ELEVATION TAG

NOTE: MAINTAIN EXISTING FIRE & SMOKE SEPARATIONS.



WALL SYSTEMS




KEY PLAN GROUND FLOOR
1/32" = 1'-0"

KEY PLAN SECOND FLOOR
1/32" = 1'-0"



ARCHITECTURE
INTERIOR DESIGN
PLANNING

49 DARTMOUTH STREET
PORTLAND, ME 04101
207 775-1059
207 775-2694 FAX
www.pdtarchs.com



JOB NO.
14132

DRWN. CHK
AJK AFF

SCALE:
AS NOTED

ISSUE
PERMIT SET
12-11-2014

TITLE
GENERAL NOTES,
WALL SYSTEMS,
KEY PLANS

SHEET

A0.1