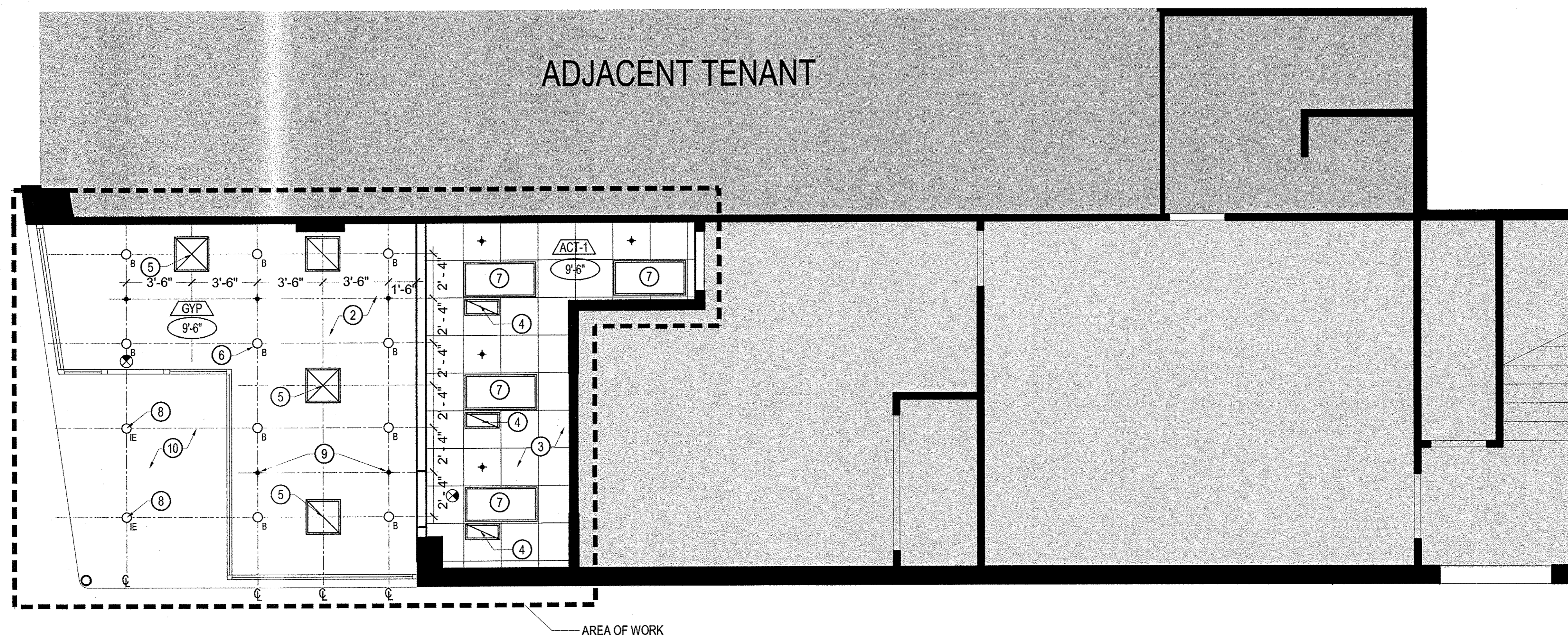


**DEMOLITION REFLECTED CEILING PLAN**  
SCALE: 1/4"=1'-0"



**REFLECTED CEILING PLAN**  
SCALE: 1/4"=1'-0"

**KEY NOTES**

- ① REMOVE EXISTING CEILING TILES AND LIGHTING.
- ② NEW GYPSUM BOARD CEILING TO BE INSTALLED AT EXISTING CEILING HEIGHT, U.O.N.
- ③ NEW CEILING GRID/ TILES AND LIGHTING. CEILING TO BE INSTALLED AT EXISTING CEILING HEIGHT U.O.N.
- ④ NEW (12" X 12") CEILING DIFFUSER; TITUS OMNI SERIES, WHITE (#26). SHOWN FOR REFERENCE ONLY. CONTRACTOR TO COORDINATE SIZE, LOCATION AND QUANTITY WITH DESIGN BUILD ENGINEER.
- ⑤ NEW (24" X 24") CEILING SUPPLY; TITUS OMNI SERIES, WHITE (#26). SHOWN FOR REFERENCE ONLY. CONTRACTOR TO COORDINATE SIZE, LOCATION AND QUANTITY WITH DESIGN BUILD ENGINEER.
- ⑥ PROVIDE CREE TYPE B 6" RECESSED DOWNLIGHT WITH WHITE TRIM.
- ⑦ PROVIDE 2' X 4' TYPE E LAMPS.
- ⑧ PROVIDE CREE TYPE IE 6" RECESSED DOWNLIGHT WITH WHITE TRIM.
- ⑨ SPRINKLER HEADS SHOWN FOR LOCATION ONLY. G.C. TO VERIFY COVERAGE AND PERFORMANCE OF EXISTING FIRE PROTECTION SYSTEM WITH DESIGN BUILD ENGINEER.
- ⑩ MATCH EXISTING CEILING FINISH AND HEIGHT.

**SHEET NOTES**

1. REFER TO A00.00 FOR GENERAL NOTES.
3. ALL NEW PARTITIONS TO BE PAINTED P-1 UON.
4. FURNITURE AND EQUIPMENT LOCATIONS ARE SHOWN FOR INFORMATION ONLY.
5. GC SHALL PROVIDE ALL WORK RELATED TO ENGINEERING TO INCLUDE, BUT NOT LIMITED TO: STRUCTURAL, MECHANICAL, ELECTRICAL, FIRE PROTECTION & LIFE SAFETY. G.C SHALL PROVIDE DESIGN DRAWINGS, PERMITS & INSTALLATION OF SYSTEMS ON A DESIGN BUILD BASIS.
6. GC IS TO INSTALL THE ELECTRIFIED HARDWARE AND TO PROVIDE THE WIRING AND CONCEALED CONDUIT TO ATM SERVICE ROOM FOR TERMINATION BY OTHERS

- EXIT SIGN
- FIRE ALARM STROBE
- FIRE ALARM PULL
- FIRE WARDEN STATION
- WALL MOUNTED, SINGLE RECEPTACLE
- WALL MOUNTED, DUPLEX RECEPTACLE
- WALL MOUNTED, QUADRUPLEX RECEPTACLE
- WALL MOUNTED, VOICE /DATA RECEPTACLE
- WALL MOUNTED, DATA RECEPTACLE
- WALL MOUNTED, VOICE RECEPTACLE
- WALL MOUNTED, ELECTRICAL JUNCTION BOX
- CARD READER

**Bank of America  
ATM Installation**


500 Forest Avenue  
Portland, ME 04101

**Gensler**

One Beacon Street  
3rd Floor  
Boston, MA 02108  
Telephone 617.619.5700  
Facsimile 617.619.5701

Issue	Date & Issue Description	By	Check
1	06/03/2015 ISSUED FOR BID AND PERMIT	DG/CV	JR

Seal/Signature




Project Name  
BANK OF AMERICA  
ATM INSTALLATION

Project Number  
11.6563.084

CAD File Name  
A02-01

Description  
CONSTRUCTION PLAN



**A04.01**

©2015 Gensler