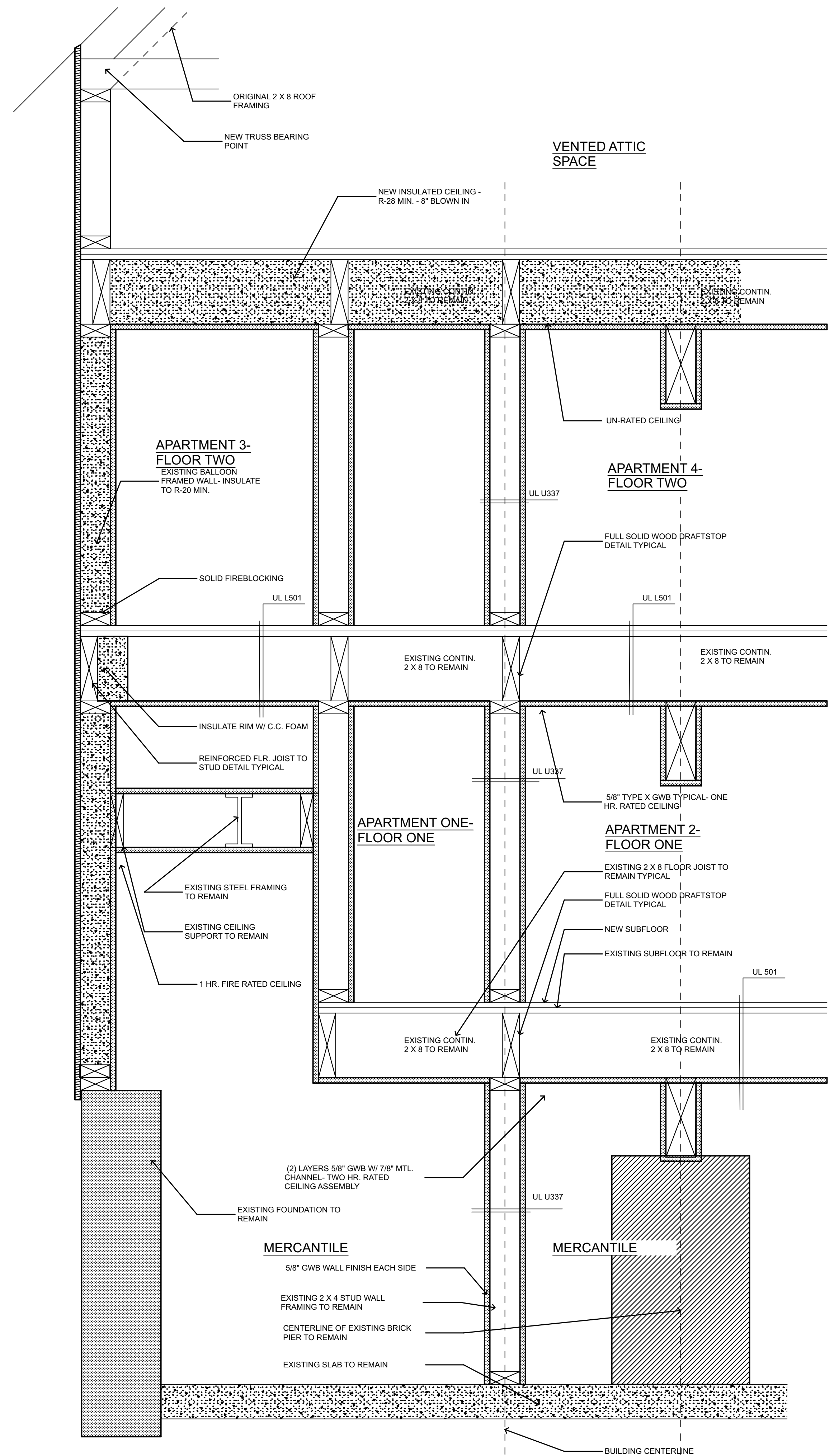



2 STAIR DETAILS
SCALE: 1 1/2" = 1'-0"

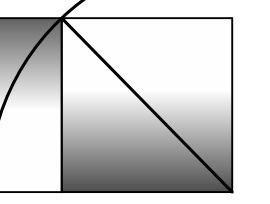


1 DETAILED WALL SECTION
SCALE: 1 1/2" = 1'-0"

THIS DRAWING IS AN INSTRUMENT OF SERVICE AND SHALL REMAIN THE PROPERTY OF WHIPPLE CALLENDER ARCHITECTS. IT SHALL NOT BE USED FOR ANY OTHER PURPOSE THAN THAT FOR WHICH IT IS SPECIFICALLY FURNISHED.



WHIPPLE CALLENDER ARCHITECTS



136 PLEASANT AVE.
PORTLAND, ME 04103
P 207.775.2696
F 207.775.3631
www.whipplecallender.com

DESCRIPTION

DATE

MARK

DATE:

PERMIT APP. 9.20.16

CHECKED BY: JAD

DRAWN BY: CLBC

JOB: 432-2016

SHEET TITLE: DETAILS