











# ELECTRICAL LEGEND

	WIRING CONCEALED IN WALL OR CEILING
	WIRING IN RACEWAY CONCEALED UNDER FLOOR
	1'X4' RECESSED MOUNTED LIGHTING FIXTURE
	SINGLE POLE SWITCH - MOUNTED C/L UP 48" UNLESS NOTED OTHERWISE - SUBLETTER INDICATES SWITCH CONTROL
	DUPLEX CONVENIENCE RECEPTACLE - MOUNTED C/L UP 24" UNLESS NOTED OTHERWISE
	GFCI DUPLEX CONVENIENCE RECEPTACLE - MOUNTED C/L UP 48" UNLESS NOTED OTHERWISE - WP INDICATES WEATHERPROOF
	VOICE AND DATA OUTLET - 4"x4" JUNCTION BOX WITH 1" CONDUIT TO 6" ABOVE DROP CEILING - MOUNT UP SAME AS ASSOCIATED RECEPTACLE
	FIRE ALARM STROBE UNIT - CANDLE POWER (CD) PER NFPA 72 AND AS NOTED - 15/75 WHERE NOT OTHERWISE INDICATED ON PLANS - MOUNTED BOTTOM OF STROBE UP 80" ON WALL
	FIRE ALARM SMOKE DETECTOR
	EXISTING ITEMS SHOWN DASHED

Auburn, ME  
207.784.5100  
Portland, ME  
207.775.0053  
Manchester, NH  
603.626.1242

HARRIMAN

UNIVERSITY OF  
SOUTHERN MAINE  
ABROMSON CENTER  
FIRST FLOOR RENO  
PROJECT 2015-011.2

PORTLAND, ME

HA Project No.	15317-02
----------------	----------

## GENERAL NOTES


- ALL WORK SHALL BE PERFORMED IN ACCORDANCE WITH THE LATEST EDITION OF NFPA 70, NATIONAL ELECTRICAL CODE (NEC), OSHA REGULATIONS, AS WELL AS APPLICABLE REGULATIONS OF THE PERTINENT FEDERAL, STATE, COUNTY, AND CITY AGENCIES. PROVIDE MATERIALS AND EQUIPMENT THAT COMPLY WITH ANSI, IEEE, IES, AND NEMA STANDARDS. WHERE APPLICABLE, PROVIDE ONLY MATERIALS THAT ARE U.L. LISTED AND LABELED.
- THE ELECTRICAL SUBCONTRACTOR SHALL VISIT THE SITE AND INSPECT EXISTING CONDITIONS, SERVICES, CONDUITS, SPATIAL CONSIDERATIONS AND ALL OTHER PERTINENT CONDITIONS TO FULLY FAMILIARIZE HIMSELF WITH CONDITIONS TO BE ENCOUNTERED IN THE PERFORMANCE OF THIS WORK. THE ELECTRICAL SUBCONTRACTOR SHALL COORDINATE THIS WORK WITH THE GENERAL CONTRACTOR DURING CONSTRUCTION. FAILURE TO DO SO WILL NOT RELIEVE THE ELECTRICAL SUBCONTRACTOR OF THE RESPONSIBILITY FOR FULL COMPLETION OF THE WORK IN ACCORDANCE WITH APPLICABLE DRAWINGS AND SPECIFICATIONS. VERIFY EXISTING SYSTEMS THAT WILL BE UTILIZED FOR CONNECTION TO THE NEW SYSTEM. IF DISCREPANCIES EXIST BETWEEN THE CONTRACT DRAWINGS AND THE ACTUAL EXISTING CONDITIONS, THE ELECTRICAL SUBCONTRACTOR SHALL NOTIFY THE ENGINEER/OWNER PRIOR TO PROCEEDING WITH THE INSTALLATION.
- CONDUIT RUNS ARE SHOWN DIAGRAMATICALLY. INSTALL CONDUIT WITH A MINIMUM OF BENDS IN THE SHORTEST PRACTICAL DISTANCE CONSIDERING THE BUILDINGS CONSTRUCTION AND OBSTRUCTIONS, EXCEPT WHERE OTHERWISE NOTED.
- ALL PENETRATIONS THROUGH FIRE-RATED FLOORS, WALLS AND PARTITIONS SHALL BE SEALED WITH UL APPROVED FIRE SEALANT MATERIAL TO MAINTAIN THE RATING OF THE SEPARATION.
- UNLESS OTHERWISE NOTED, WIRING SHALL BE 2#12 AWG CONDUCTORS & #12 GND. HOMERUNS FED FROM 20A, SINGLE POLE CIRCUITS IN EXCESS OF 100 FEET SHALL BE #10 AWG UNLESS INDICATED OTHERWISE. INSULATION TYPE SHALL BE THHN/TWLN, 75 DEG. C, AND 600V CLASS UNLESS SPECIFIED OTHERWISE.

## GENERAL NOTES (CON'T)

- UNLESS OTHERWISE NOTED, ALL WIRING SHALL BE 600V, COPPER WITH THHN-TWLN INSULATION.
- ALL GENERAL NOTES, SYMBOLS, LISTS, ABBREVIATIONS AND DETAILS ARE TO BE CONSIDERED APPLICABLE TO ALL ELECTRICAL DRAWINGS FOR THIS PROJECT.
- WHERE A DISCREPANCY OCCURS BETWEEN THE DRAWINGS AND THE SPECIFICATIONS, THE SPECIFICATIONS SHALL PREVAIL. CONTACT THE ENGINEER FOR CLARIFICATION WHEN SUCH A SITUATION OCCURS.
- WHERE MATERIAL IS CALLED OUT IN THE LEGEND BY MANUFACTURER, TYPE OR CATALOG NUMBER, SUCH DESIGNATIONS ARE TO ESTABLISH STANDARDS OR DESIRED QUALITY. ACCEPTANCE OR REJECTION OF THE PROPOSED SUBSTITUTIONS SHALL BE SUBJECT TO THE APPROVAL OF THE OWNER.
- REFER TO ARCHITECTURAL DRAWINGS FOR EXACT LOCATION OF EQUIPMENT, DEVICES, AND FURNITURE REQUIREMENTS, PRIOR TO ROUGHING IN FOR SAME.
- IN AREAS AFFECTED BY THIS RENOVATION, THE ELECTRICAL SUBCONTRACTOR SHALL MAINTAIN CONTINUITY OF EXISTING ELECTRICAL SERVICE.
- PRIOR TO REMOVAL OF EQUIPMENT, THE OWNER WILL INDICATE WHICH EXISTING DEVICES OR MATERIALS SHALL BE SALVAGED AND TURNED OVER FOR STORAGE.
- WHERE EXISTING EQUIPMENT AND DEVICES ARE TO BE RELOCATED, ALL ASSOCIATED WIRING, CONDUIT AND ACCESSORIES SHALL BE EXTENDED, RELOCATED OR REPLACED WHERE REQUIRED.
- WHERE IT IS INDICATED THAT EXISTING WIRING IS TO BE REUSED, THE ELECTRICAL SUBCONTRACTOR SHALL VERIFY THAT THE INTEGRITY OF THE INSULATION IS ADEQUATE FOR REUSE. ALL SUSPECT WIRING SHALL BE REPLACED BY THE SUBCONTRACTOR.

## FIRE ALARM SYSTEM NOTES

- MODIFY THE EXISTING NOTIFIER NFS 640 MAIN FIRE ALARM CONTROL PANEL TO ACCOMMODATE THE NEW DEVICES INDICATED. PROVIDE NEW ZONES (IDENTIFY AS REQUIRED). NEW CONTACTS, ADDITIONAL POWER SUPPLIES AND ALL OTHER ACCESSORIES FOR A COMPLETE AND OPERATIONAL SYSTEM.
  - PROVIDE NEW FIRE ALARM SMOKE DETECTORS WHERE INDICATED.
  - PROVIDE NEW FIRE ALARM STROBE WHERE INDICATED.
- REFER TO ELECTRICAL DRAWINGS FOR QUANTITIES AND LOCATIONS OF ALL FIRE ALARM DEVICES ASSOCIATED WITH FIRE PROTECTION SYSTEMS.



Date	05-19-15
------	----------

Scale	NO SCALE
-------	----------

05-19-15 - ISSUED FOR BID

© 2015 Harriman Associates

ELECTRICAL LEGEND  
AND  
NOTES

E00.1